



# MARICOPA COUNTY ENVIRONMENTAL SERVICES DEPARTMENT

FISCAL YEAR

# 2022


## ANNUAL REPORT

Working to provide safe food, water, waste disposal, and vector-borne disease controls so people in Maricopa County may live in a healthy and safe community.

### DIRECTOR'S MESSAGE

The Maricopa County Environmental Services Department (MCESD) is dedicated to minimizing environmental risks to protect the health of our more than 4 million residents and visitors. The department has approximately 275 employees that work in several diverse programs. We value exceptional customer service and partner with the regulated community to facilitate timely permitting and inspections.

Fiscal Year 2022 marked a return to pre-pandemic operations for the MCESD and for many of our stakeholders such as restaurants, mobile food operators, and schools. We also saw significant growth in residential, commercial, and industrial development in Maricopa County. With this growth, MCESD experienced a 9.5% increase in the approval of plans for programs such as water, wastewater, aquatics, and food establishments. We also continued to improve our ability to do business virtually with over 90% of our plan review and permit applications received digitally.



**Darcy Kober**  
Director

### SUPPORTING OUR CUSTOMERS

#### Virtual Permit Counter

Online Permitting Services have become more accessible for conducting business with MCESD and other county permitting departments. For more information visit:

[Maricopa County Permitting Services](#)

#### Online Payments

Permit fees paid via web payment options

**increased by 29.4%**



FY 2021

**24,116**

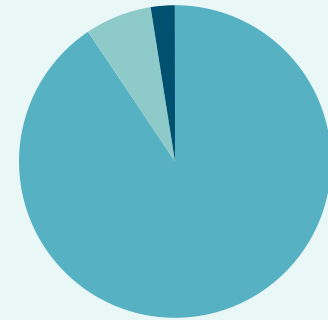
FY 2022

**31,216**

# CREATING HEALTHY ENVIRONMENTS



## Plan & Permit Submittals



- Digital Submissions (90.6%)
- Mail (6.9%)
- Over the Counter (2.5%)

Approval of plans  
**increased by 9.5%**  
 from 2021 to 2022

## Customer Service Center

Administrative staff received over

**120,000**  
customer calls

Staff addressed over

**34,000**  
citizen complaints

related to environmental health issues



## Inspection Types

- food
- septic systems
- solid waste vehicles
- treatment plants
- drinking water systems
- public swimming pools
- semi-public swimming pools
- public school grounds
- public accommodations
- public water systems
- stormwater construction
- trailer parks

2022  
**83,436**  
 issued permits

## Special Event Permits (temporary & seasonal)

**Increased by 494.8%**

FY 2021	FY 2022
330	1963

## Inspections Conducted

**52,484**  
 food inspections

**18,840**  
 pool inspections

# SERVING OUR COMMUNITY



Active Managerial Control (AMC) classes were provided to assist foodservice operators in enhancing their food safety practices and policies. Trainings were also offered to assist customers with mobile food units.

**45** virtual trainings **722** attendees

**5** in-person trainings **156** attendees

**1** hybrid training **50** attendees

## Stakeholder Outreach

Language Liaisons provided food safety information on

**2,427** translation & education services to Chinese and Spanish speaking customers.



## Stormwater Outreach

**2,044** promotional items distributed



**738** students engaged


**217** poster contest submittals



## Environmental Related Illness Investigations



**715** citizen reports received & investigated within **24** hours



## Mosquito Control

**410,290** acres treated for mosquitoes

**42,374** mosquito surveillance traps set

**19,477** mosquito samples tested for vector-borne disease

**749** green pools treated



# FINANCE

## Revenue Sources





From FY2021 to FY2022

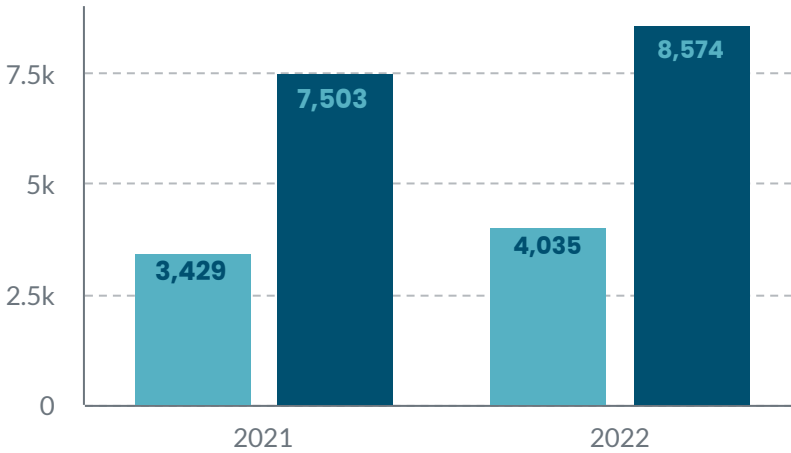


Septic System  
Inspections  
increased by

17.7%

Septic System  
Plan Reviews  
increased by

14.3%



■ Septic System Inspections ■ Septic System Plan Reviews

## Plan Reviews

- food
- septic systems
- treatment plants
- construction of public/semi-public pools
- public school grounds
- public accommodations
- drinking water systems
- public water systems
- stormwater plans

2021  
15,054

2022  
16,488

## Permits Issued



2,910 septic system permits

862 subdivision permits



## Solid Waste Transfer Stations

Provide recycling and trash disposal to over

71,000 Maricopa County residents

who live in rural locations, where municipal trash services are not available.



## Waste Recycling



72,211 tons

of waste tires processed and recycled



6,212 tons

of materials diverted from landfills through recycling and beneficial re-use

