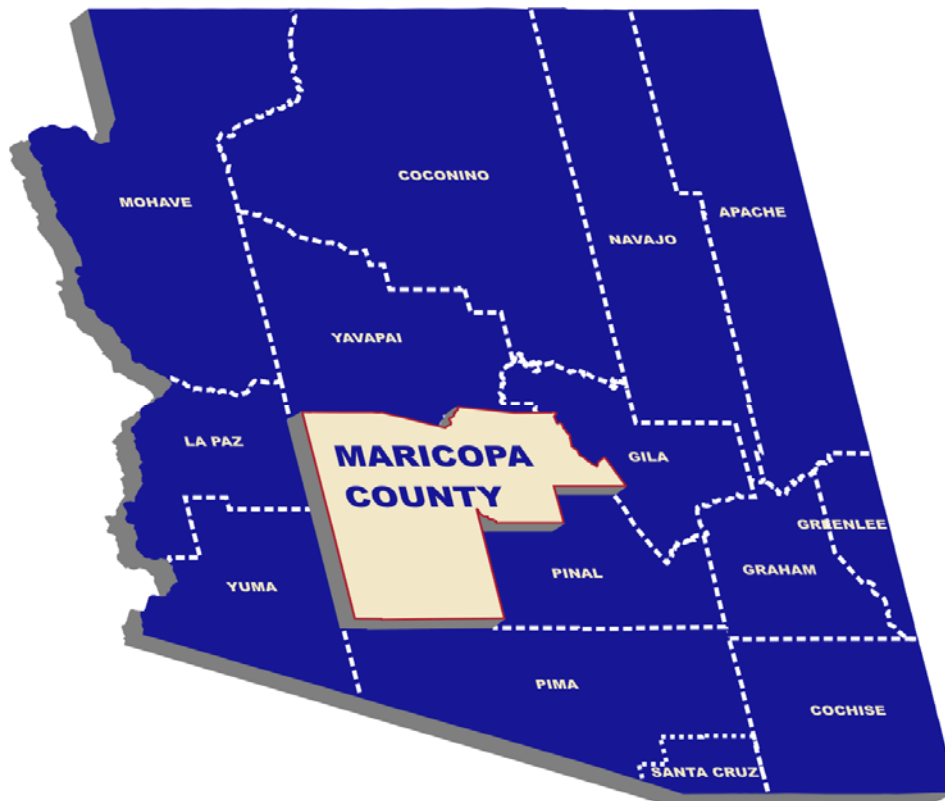


Debt Management Plan

Fiscal Year Ended June 30, 2014



Maricopa County, Arizona

www.maricopa.gov

**Maricopa County, Arizona
Debt Management Plan
Table of Contents**

***INTRODUCTION TO DEBT* 1**

Current Debt Situation 1

Debt Issuance History..... 2

Financing Alternatives 2

Pay-As-You-Go Financing 3

Grants..... 3

Short-Term Borrowing (Notes)..... 3

General Obligation Bonds (GO) 4

Revenue Bonds 4

Capital Leases (Lease-Purchase Obligations)..... 4

Certificates of Participation (COP)..... 4

Lease Trust Certificates 4

Installment Purchase Agreements..... 4

Special Assessment Bonds 5

Debt Limit..... 5

Debt Per Capita..... 5

Rating Agency Analysis 6

History of Debt Rating 7

Ratio Analysis 8

Debt Obligations by Type:

General Obligation Bonds 9

Lease Revenue Bonds 9

Special Health Care District 10

Stadium District..... 11

Housing Authority of Maricopa County..... 13

Special Assessment Districts 14

Short-Term Borrowing 15

DEBT POLICIES..... 16

Administration of Policy 16

Use of Debt Financing 16

Method of Sale..... 16

Competitive Sale 16

Negotiated Sale 16

Use of Bond Insurance 17

Arbitrage Liability Management..... 17

Selection of Professional Services..... 17

Continuing Disclosure of County Financial Information 18

Maturity Structures 18

Ratings 18

Modification to Policies 19

INDIVIDUAL DEBT SERVICE SCHEDULES 20



Debt Management Plan

INTRODUCTION TO DEBT

A comprehensive debt plan should be developed by all jurisdictions intending to issue debt. The purpose of Maricopa County's Debt Management Plan is to set forth the parameters for issuing debt, to manage the debt portfolio and provide guidance to decision makers regarding the timing and purposes for which debt may be issued.

Provisions of the debt plan must be compatible with the County's goals pertaining to the capital program and budget, the financial plan, and the operating budget. A debt plan should attain an appropriate balance between establishing limits on the debt program and providing sufficient flexibility to enable the County to respond to unforeseen circumstances and new opportunities that may benefit the County. This document is not intended to review the County's total financial position. It is a study of the County's current debt position, as growth in the County could result in an increased need for capital financing. Revenues, as well as needs, should drive the County's debt issuance program.

Decisions regarding the use of debt will be based in part on the long-term needs of the County and the amount of equity (cash) dedicated in a given fiscal year to capital outlay. A disciplined, systematic approach to debt management should allow the County to enhance its credit ratings, while at the same time meeting the growing demands of the County's capital projects.

The information contained herein reflects the current debt status of Maricopa County for the fiscal year ended June 30, 2014. The tables have been compiled by the Department of Finance. Portions of this Debt Management Plan are contained in the Comprehensive Annual Financial Report (CAFR) for the fiscal year ended June 30, 2014. A copy of the CAFR can be obtained at: <http://www.maricopa.gov/finance/CAFR.aspx>

Current Debt Situation

It is recognized that all debt, regardless of the source of revenue pledged for repayment, represents some sort of cost to taxpayers or ratepayers. Therefore, all types of County debt/obligations are considered herein. While lease-secured and certificates of participation obligations may not be debt under strict legal definitions, they still require future appropriations and are a fixed charge. These lease payments and other non-bonded obligations are added by most security analysts when calculating an issuer's debt ratios.

Debt Management Plan

Debt Issuance History

The County has used debt financing for many years to finance capital projects. The following chart illustrates the amount of debt as well as categories of outstanding debt for the past five fiscal years.

LONG-TERM LIABILITIES All Categories of Debt ⁽²⁾ Maricopa County, Arizona For the year ending June 30

	Year Ending June 30				
	2010	2011	2012	2013	2014
Governmental activities:					
Bonds, loans, and other payables:					
General obligation bonds	\$ -	\$ -	\$ -	\$ -	\$ -
Lease revenue bonds (3)	153,285,000	142,140,000	130,815,000	120,350,000	108,975,000
Stadium District revenue bonds (1)	37,905,000	34,515,000	30,945,000	22,440,000	19,260,000
Stadium District loans payable (1)	9,286,098	8,106,857	6,906,857	5,706,857	-
Special assessment debt with governmental commitment (1)	174,442	120,533	80,050	64,679	49,465
Certificates of participation (3)	3,385,000	2,895,000	-	-	-
Capital leases	14,956,315	432,651	-	-	-
Total Governmental activities	<u>\$ 218,991,855</u>	<u>\$ 188,210,041</u>	<u>\$ 168,746,907</u>	<u>\$ 148,561,536</u>	<u>\$ 128,284,465</u>
Business-type activities: (1) (4)					
Capital leases, loans, and other payables:					
Capital Leases	\$ -	\$ -	\$ -	\$ -	\$ 1,792,280
Loans payable	-	-	2,787,917	3,609,943	3,667,473
Other long-term debt	-	-	-	1,300,283	914,178
Total Business-type activities	<u>\$ -</u>	<u>\$ -</u>	<u>\$ 2,787,917</u>	<u>\$ 4,910,226</u>	<u>\$ 6,373,931</u>

Notes:

- (1) Does not represent an obligation of the County.
- (2) Long-term liabilities exclude claims and judgments payable, reported and incurred but not reported claims, and liabilities for closure and postclosure costs.
- (3) On January 1, 2005, the Medical Center was transitioned to the Maricopa County Special Health Care District, a separate legal entity that is not part of the County's reporting entity. The long-term debt obligations, as previously reported in the Medical Center Fund, a major enterprise fund, were transferred to governmental activities as they are the responsibility of the County. The Maricopa County Special Health Care District will continue to reimburse the County pursuant to the intergovernmental agreement with the County. See Special Health Care District, page 10.
- (4) Beginning in fiscal 2014, the Housing Authority presentation changed from a special revenue fund to a major proprietary fund (enterprise fund). The fiscal year 2012 and 2013 long-term liability amounts were adjusted as a result of the change in presentation and for corrections of prior periods.

Financing Alternatives

The County should evaluate all potential funding sources before considering which method of financing may be the most appropriate. There are many sources of funding, depending on the type of debt to be incurred and the length of time for repayment. Sources of funding may include: current revenues and fund balances; intergovernmental grants from federal, state or other sources; state revolving funds or loan pools; private sector contributions through impact fees or public/private partnerships; and debt financing.

Debt Management Plan

Pay-As-You-Go Financing

This method means that capital projects are paid for from the government's current revenue base. The County does not issue bonds and does not have to repay the borrowings over time.

There are several advantages to this method. For example, pay-as-you-go financing will save the amount of interest which otherwise would be paid on bonds issued to finance the program. The government is not encumbered by as much debt service when economic conditions deteriorate due to normal business cycles. Since the use of current revenues can be adjusted in a given budget year, pay-as-you-go financing can provide greater budgetary flexibility than does a debt issue. The jurisdiction's long-term debt capacity is preserved for the future. Finally, lower debt ratios may have a positive effect upon the jurisdiction's credit rating.

Relying on current revenues to finance capital improvements also presents several disadvantages. Exclusive reliance upon pay-as-you-go funds for capital improvements means that existing residents are obliged to pay for improvements that will benefit new residents who relocate to the area. If the jurisdiction is forced to finance the improvements within a single budget, the large capital outlay required for some projects may result in an onerous tax burden. The County must be careful to ensure that the use of current revenues for capital projects does not diminish its availability to respond to emergencies and ongoing mandated services.

Grants

Government grants stem from a variety of sources, but the majority of grant revenues for capital projects come from federal and state governments. Grants often require a County matching contribution. Most grants require an application from the County, identifying specific improvements or equipment that will be purchased with the grant money.

Short-Term Borrowing (Notes)

Short-term financing is defined as debt maturing not later than one year after the date of its issuance. There are basically three reasons for using short-term debt:

- A vehicle to deal with temporary cash flow difficulties. This situation arises when cash receipts do not follow the same pattern as cash outlays.
- To handle unexpected costs resulting from natural emergencies or other significant unexpected events.
- In anticipation of issuing a long-term bond for capital financing. This form of financing offers an opportunity to borrow for short periods until the true, final costs of a project are known.

Tax Anticipation Notes (TANs) are notes issued in anticipation of the collection of taxes, as referenced in the Arizona Revised Statutes (A.R.S.), Title 35, Chapter 3, Article 3.1. They provide operating funds to meet regular payroll and other operating expenses. During the fiscal year when tax payments are received, sufficient sums are used to retire the note. The timing of the note sale, the note's due date, and repayment of funds are all components of cash flow and cash management analysis.

Lines and Letters of Credit – Where their use is judged by the Chief Financial Officer to be prudent and advantageous to the County, the County has the power to enter into agreements with commercial banks or other financial entities for purposes of acquiring lines or letters of credit. The Board of Supervisors must approve any agreement with financial institutions for the acquisition of lines or letters of credit.

Debt Management Plan

General Obligation Bonds (GO)

Bond security is the taxing power of the state or local government, as referenced in the A.R.S., Title 35, Chapter 3, Article 3, for new GO bonds and Title 35, Chapter 3, Article 4 for refunding bonds. An issuer selling a GO bond secured by its full faith and credit attaches to that issue its broadest pledge. This makes the security of these bonds very high. The full faith and credit backing of a GO bond includes the pledge of all general revenues, unless specifically limited, as well as, the legal means to raise tax rates to cover debt service. The public entity is authorized to levy property taxes or to draw from other unrestricted revenue streams such as sales or income taxes to pay the bond's principal and interest. Interest rates on these bonds are generally the lowest of any public securities due to this superior security. Prior to issuance, Arizona GO bonds must have a majority vote approval from the residents of the County.

Revenue Bonds

Revenue bonds are long-term debt instruments retired by specific dedicated revenues. Often these revenues are generated by the project funded out of debt proceeds. Revenue bonds are designed to be self-supporting through user fees or other special revenues (i.e. excise taxes, rents or fees). The general taxing powers of the jurisdiction are not pledged. The debt created through the issuance of revenue bonds is to be repaid by the earnings from the operations of a revenue producing enterprise, from special taxes, or from contract leases or rental agreements. County revenue bonds do not burden the constitutional or statutory debt limitation placed on the County because they are not backed by the full faith and credit of the issuer. The underlying security is the revenue stream pledged to pay the bond principal and interest.

Capital Leases (Lease-Purchase Obligations)

This financing technique provides long-term financing through a lease (with a mandatory purchase provision). Lease-purchase agreements use non-appropriation clauses to avoid being classified as long-term debt, which might be subject to State legal restrictions. This clause allows the government to terminate the lease without penalty. Security for lease-purchase financing is the lease payments made by the County and, where legally permitted, also the asset being financed.

Certificates of Participation (COP)

Certificates of Participation represent proportionate interests in semiannual lease payments. Participation in the lease is sold in the capital markets. The County's obligation to make lease payments is subject to annual appropriations made by the County for that purpose. Rating agencies typically give Certificate of Participation issues a grade below that of general obligation bonds. A.R.S., Title 11, Chapter 2, Article 4, §11-251, Paragraph 46, provides for a maximum repayment term of twenty five years for the purchase or improvement of real property.

Lease Trust Certificates

Lease Trust Certificates financing provides long-term financing through a lease (with a mandatory purchase provision). This method does not constitute indebtedness under a state or local government's constitutional debt limit and does not require voter approval. The asset being financed can include new capital asset needs or assets under existing lease agreements.

Installment Purchase Agreements

Same as a lease purchase agreement with the exception that the County takes title to the property up front.

Debt Management Plan

Special Assessment Bonds

Special Assessment Bonds are issued to districts (Special Assessment Districts) that are within a legally designated geographic area located within the County, which through consent of the affected property owners pay for basic infrastructure and public improvements to the area through supplemental assessment. This financing approach achieves the objective of tying the repayment of debt to those property owners who most directly benefit from the improvements financed. Special Assessment Districts are further described in A.R.S., Title 48, Chapter 6, Article 1.

Debt Limit

The Arizona Constitution, Article 9, Section 8, states that a County indebtedness pertaining to general obligation bonds may not exceed six percent of the value of the County's taxable property ascertained by the last assessment. All general obligation bonds must be approved by voters regardless of amount issued up to the six percent limit. The County may issue non-general obligation bonds without voter approval up to six percent of the taxable property. However, with voter approval, the County may become indebted for an amount not to exceed fifteen percent of such taxable property.

The following table represents the County's outstanding general obligation indebtedness with respect to its constitutional general obligation debt limitation.

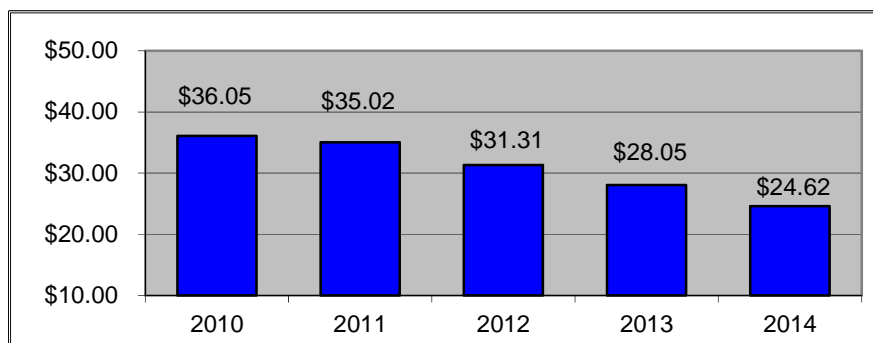
2013-14 Constitutional General Obligation Bonding Capacity Maricopa County, Arizona	
2013-14 Secondary Assessed Valuation	\$ 32,229,006,810
15% of Secondary Assessed Valuation	4,834,351,022
Less: GO Bonded Debt Outstanding	-
Plus: GO Debt Service Fund Balance	-
Unused Fifteen Percent Borrowing Capacity	<u>\$ 4,834,351,022</u>

Debt Per Capita

Debt per capita measures the amount of debt outstanding per citizen in a government's jurisdiction. Debt per capita is calculated by dividing total outstanding County debt by the County's population. This calculation is used as a comparative benchmark to other counties. In addition, credit rating agencies calculate debt per capita when evaluating a County's ability to repay its debt obligations.

The following chart illustrates the five-year debt per capita for Maricopa County.

**Debt Per Capita - Maricopa County
As of June 30, 2014**



Source: Arizona Department of Revenue, Reports of Bonded Indebtedness

Debt Management Plan

Rating Agency Analysis

Independent assessments of the relative credit worthiness of municipal securities are provided by rating agencies. They furnish letter grades that convey their assessment of the ability and willingness of a borrower to repay its debt in full and on time. Credit ratings issued by these agencies are a major function in determining the cost of borrowed funds in the municipal bond market.

Moody's Investors Service, Standard & Poor's Ratings Services (S&P), and Fitch Ratings are the three major rating agencies that rate municipal debt. These rating agencies have provided a rating assessment of credit worthiness for Maricopa County. There are seven primary factors that comprise their ratings:

- Institutional framework – legal and practical environment of local government
- Economy – stability of trends in local income and total market value per capita
- Management – financial and operational decisions, policies and practices, leadership
- Budgetary flexibility – available fund balance, ability to raise revenues or reduce expenditures
- Budgetary performance – current fiscal balance of general fund and total governmental funds
- Liquidity – availability of cash and cash equivalents
- Debt and contingent liabilities – debt ratios, debt policies, pension obligations, long-term planning

Each of the rating agencies has their own method of assigning a rating on the ability and willingness of a borrower to repay in full and on time. Issuers must pay a fee for the opportunity to have one or more rating agencies rate existing and proposed debt issuance. The following chart outlines how the ratings reflect creditworthiness, ranging from very strong securities to speculative and default situations. Examples of the rating systems are:

BOND RATINGS Explanation of corporate/municipal bond ratings	RATING AGENCIES		
	Fitch	Moody's	Standard & Poor's
Premium quality	AAA	Aaa	AAA
High quality	AA	Aa	AA
Medium quality	A	A	A
Medium grade, lower quality	BBB	Baa	BBB
Predominantly speculative	BB	Ba	BB
Speculative, low grade	B	B	B
Poor to default	CCC	Caa	CCC
Highest speculation	CC	Ca	CC
Lowest quality, no interest	C	C	C
In default, in arrears	DDD		DDD
Questionable value	DD		DD
	D		D

Fitch and Standard & Poor's may use "+" or "-" to modify ratings while Moody's may use numerical modifiers such as 1 (highest), 2, or 3.

Debt Management Plan

History of Debt Rating

In January 2014, Standard & Poor's Ratings Services (S&P) affirmed Maricopa County's issuer credit rating (ICR) and lease revenue bond ratings. Standard & Poor's affirmed the County's 'AAA' ICR, the highest level rating possible for general obligation bonds, and affirmed its 'AA+' rating for the County's existing lease revenue bonds. With its diverse economic base, past performance of strong reserve levels, and low direct debt burden, S&P views Maricopa County's long-term outlook as stable. [Standard & Poor's Rating Service Press Release dated January 6, 2014](#)

In March 2013, Fitch Ratings affirmed Maricopa County's unlimited tax general obligation and lease revenue bond ratings. Fitch Ratings affirmed the County's general obligation bond rating (implied) at 'AAA', the highest level rating possible for general obligation bonds, and affirmed its 'AA+' rating for the County's lease revenue bonds. Citing the County's continued structural balance throughout various economic and financial pressures, management's historically conservative and proactive fiscal practices that embrace conservative revenue estimates, and the County's very modest direct debt position, Fitch Ratings views Maricopa County's rating outlook as stable. [Fitch Ratings Press Release dated March 27, 2013](#)

In 2010, Moody's recalibrated its US municipal ratings from the municipal scale to the global scale to enhance the comparability of its credit ratings across its rated universe. The County's lease revenue bonds received a change in scale from a bond rating of Aa2 to Aa1 and its Certificates of Participation, Series 2000, received a change in scale from Aa3 to Aa2, effective May 1, 2010. The recalibration does not reflect a change in credit quality or a change in credit opinion of an issue or issuer, the recalibration is simply a change in scale. [Moody's Investor Service - Change to Global Scale May 1, 2010](#)

Additional information on Maricopa County's bond ratings and the bond rating recalibration can be viewed on the Department of Finance webpage: <http://www.maricopa.gov/Finance/debt.aspx>.

The following illustrates a history of the County's various debt ratings.

Type of Debt	Fitch	Date Rating Assigned	Moody's	Date Rating Assigned	Standard & Poor's	Date Rating Assigned
General Obligation					AAA (1)	1/6/2014
	AAA (1)	3/27/2013				
	AAA (1)	4/1/2011			AAA (1)	3/28/2011
			Aa1 (1)	4/30/2009		
Lease Revenue	AAA (2)	4/25/2007	Aa1 (2)	4/26/2007	AAA (2)	8/21/2007
					AA+ (1)	1/6/2014
	AA+ (1)	3/27/2013				
	AA+ (1)	4/1/2011			AA+ (1)	3/28/2011
			Aa2 (1)	4/30/2009		
			Aa2 (2)	4/26/2007	AA+ (2)	8/21/2007

(1) Bond rating is " Affirmed Implied"
(2) Bond rating is " Implied"

Debt Management Plan

Ratio Analysis

Rating analysts compare direct net debt to the population in order to measure the size or magnitude of the County's debt. This ratio is referred to as the Direct Net Debt Per Capita Ratio. The same ratio is applied to all debt within the County which includes School Districts, Cities and Towns, and Special Districts. This ratio is referred to as the Overall Net Debt Per Capita Ratio. The taxable value of the County is a measure of the County's wealth. It also reflects the capacity of the County's ability to service current and future debt. The ratio of Direct Net Debt as a percentage of Full Value (FV) Property is the comparison of direct net debt to the County's taxable value. The same ratio is applied to all debt within the County and is referred to as the Overall Net Debt as a percentage of Full Value Property. The Full Value Property Per Capita ratio represents the per capita value of taxable property in the County. An explanation of how each ratio is calculated is included in the notes adjacent to the following tables.

There are an infinite number of ratios, which could be calculated to measure the County's debt burden. The following analysis focuses on commonly used ratios instead of creating customized ones. The ratios calculated are for governmental activities. The source of repayment is from either the secondary tax levy or by appropriation from the general fund for debt service payments. Debt for which there is a source of repayment, i.e. pledged revenues for car rental service charge, debt service has been excluded.

DIRECT AND OVERALL NET DEBT MARICOPA COUNTY, ARIZONA

GOVERNMENTAL ACTIVITIES	Audited 6/30/2013	Audited 6/30/2014	Projected 6/30/2015	Projected 6/30/2016
Lease Revenue Bonds	\$ 120,350,000	\$ 108,975,000	\$ 97,135,000	\$ 84,665,000
Direct Net Debt	\$ 120,350,000	\$ 108,975,000	\$ 97,135,000	\$ 84,665,000
Overlapping Debt (1)	8,011,719,776	7,968,224,378	7,869,741,121	7,835,302,300
Overall Net Debt	\$ 8,132,069,776	\$ 8,077,199,378	\$ 7,966,876,121	\$ 7,919,967,300
Population Estimate (2)	3,944,859	4,008,651	4,063,700	4,148,200
Full Value of Taxable Property (3)	\$ 321,960,274	\$ 310,300,015	\$ 339,536,633	\$ 403,013,954
Ratios (4)				
Direct Net Debt Per Capita	\$ 31	\$ 27	\$ 24	\$ 20
Overall Net Debt Per Capita	\$ 2,061	\$ 2,015	\$ 1,960	\$ 1,909
Direct Net Debt as % of FV Property	0.037%	0.035%	0.029%	0.021%
Overall Net Debt as % of FV Property	2.526%	2.603%	2.346%	1.965%
FV Property Per Capita	\$ 81,615	\$ 77,408	\$ 83,554	\$ 97,154

Notes:

- (1) Projected overlapping debt for 2015 and 2016 was based on a three year average of general obligation Bonds for Cities, Towns, School Districts and Special Assessment Districts.
Source: <http://www.azdor.gov/ReportsResearch/ReportofBondedIndebtedness.aspx>
- (2) Projections for 2015 and 2016 population are based on estimates provided by the Arizona Department of Administration.
Source: <https://population.az.gov/>
- (3) Full Cash Value Taxable Property was provided by Maricopa County Assessor's Office (in thousands of dollars).
- (4) Summary of Debt Ratios:
 - Direct Net Debt per capita = Direct Net Debt/Population
 - Overall Net Debt per capita = Overall Net Debt/Population
 - Direct Net Debt as a percentage of Full Value (FV) Property = Direct Net Debt/FV Property
 - Overall Net Debt as a percentage of FV Property = Overall Net Debt/FV Property
 - FV property per capita = FV Property/Population

Debt Management Plan

Debt Obligations by Type

General Obligation Bonds

Long-term general obligation bonds shall be issued to finance significant capital improvements for purposes set forth by voters in bond elections. Interest rates on these bonds are generally the lowest of any public securities. Prior to issuance, Arizona general obligation bonds must have a majority vote approval from the residents of the County.

On July 1, 2004, the County made the final debt service payment on the outstanding general obligation bonds, which were the result of the 1986 general election where the voters authorized the County to issue long-term debt. The resulting proceeds from the sale of the bonds were used for the purpose of making improvements in the County which included Criminal and Civil Courts Facilities, Juvenile Court – Juvenile Treatment and Detention Facilities, Law Enforcement and Public Safety, Regional Park Improvements, Environmental Protection, Sanitary Landfill, Public Health Facilities, Infrastructure, Communication Improvements, etc.

Lease Revenue Bonds

On May 23, 2007, the Maricopa County Public Finance Corporation issued \$108,100,000 of Lease Revenue Bonds to pay for the acquisition, construction, and renovation of the Durango Animal Care and Control Facility and various court facilities. Under the terms of the bond indentures, the Corporation received the proceeds to construct and purchase these assets and the County will make lease payments to extinguish the debt. Lease payments will equal the aggregate amount of principal and interest due at that date. Upon the final lease payment, the title to the assets will transfer to the County. The County's obligation to make lease payments will be subject to and dependent upon annual appropriations being made by the County. Bonds maturing on and after July 1, 2017, are subject to optional redemption in increments of \$5,000 on July 1, 2016, or any date thereafter, at par plus accrued interest to the date fixed for redemption. In the event of nonappropriation, the bonds would be subject to special redemption at par plus accrued interest to the redemption date.

On May 23, 2007, the Maricopa County Public Finance Corporation issued Lease Revenue Refunding Bonds, Series 2007B, for \$32,840,000 (par value) with interest rates ranging from 4% to 5% and maturing from July 1, 2012 to July 1, 2015. The net bond proceeds were \$34,414,011 which included a reoffering premium of \$973,843, County contributions of \$860,000, and cost of issuance of \$259,831. The net proceeds were used to advance refund the Lease Revenue Bonds, Series 2001, of \$32,215,000. The advance refunded bonds were redeemed July 1, 2011.

The following illustrates the outstanding Maricopa County Lease Revenue Bonds.

SUMMARY OF LEASE REVENUE BOND PRINCIPAL AMOUNTS OUTSTANDING BY ISSUE As of June 30, 2014

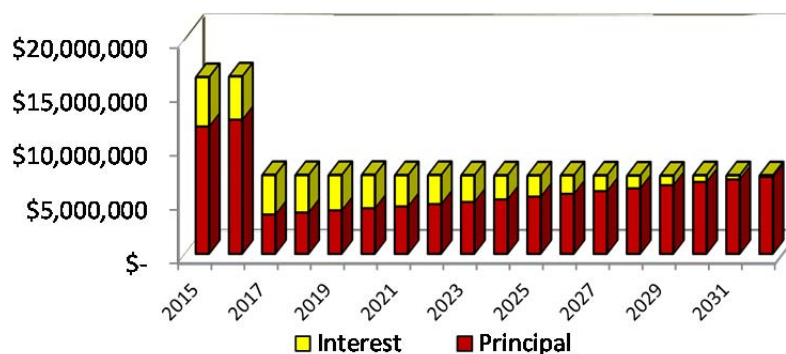
Bond Issue	Amount
2007A Lease Revenue Bonds	\$ 91,475,000
2007B Lease Revenue Refunding Bonds	17,500,000
Total	\$ 108,975,000

Debt Management Plan

DEBT SERVICE REQUIREMENTS TO MATURITY Lease Revenue Bonds Maricopa County, Arizona As of June 30, 2014

Year Ending			Total
June 30	Principal	Interest	Debt Service
2015	\$ 11,840,000	\$ 4,579,180	\$ 16,419,180
2016	12,470,000	4,016,330	16,486,330
2017	3,660,000	3,657,980	7,317,980
2018	3,845,000	3,470,355	7,315,355
2019	4,040,000	3,273,230	7,313,230
2020-24	23,160,000	13,363,625	36,523,625
2025-29	29,195,000	7,175,463	36,370,463
2030-32	20,765,000	1,106,787	21,871,787
Total	\$ 108,975,000	\$ 40,642,950	\$ 149,617,950

DEBT SERVICE REQUIREMENTS Lease Revenue Bonds



Special Health Care District

On January 1, 2005, the Medical Center was transitioned to the Maricopa County Special Health Care District, a separate legal entity that is not part of the County's reporting entity. The long-term debt obligations, as previously reported in the Medical Center Fund, a major enterprise fund, were transferred to governmental activities as they are the responsibility of the County. The debt transferred included lease revenue bonds of \$15,207,425, certificates of participation of \$5,500,000, and installment purchase agreements of \$1,090,234, of which only a portion of the lease revenue bonds remain outstanding at June 30, 2014. The County continues to pay the debt service including principal and interest when due and is reimbursed by the Maricopa County Special Health Care District pursuant to the District's intergovernmental agreement with the County.

Debt Management Plan

The following chart represents the reimbursement schedule for the remaining lease revenue bonds debt service obligations to Maricopa County from the Maricopa County Special Health Care District as provided for in the intergovernmental agreement.

REIMBURSEMENT REQUIREMENTS
Special Health Care District
Maricopa County, Arizona
As of June 30, 2014

Year Ending June 30	Principal	Interest	Total Debt Service
2015	\$ -	\$ 36,231	\$ 36,231
2016	1,335,273	36,231	1,371,504
Total	\$ 1,335,273	\$ 72,462	\$ 1,407,735

Stadium District Revenue Bonds

The Stadium District was formed through action of the Maricopa County Board of Supervisors in September 1991 pursuant to A.R.S., Title 48, Chapter 26, to:

- Oversee the operation and maintenance of Chase Field, a major league baseball stadium.
- Enhance and promote major league baseball spring training in the County through the development of new, and the improvement of existing, baseball training facilities.

To accomplish this purpose, the Stadium District possesses statutory authority to issue special obligation bonds to provide financial assistance for development and improvement of baseball training facilities located within the County. Several major league baseball teams hold spring training in Arizona as part of the Cactus League. Stadium District Revenue Bonds are special obligations of the District. The bonds are payable solely from pledged revenues, consisting of car rental surcharges levied and collected by the Stadium District pursuant to A.R.S. §48-4234. Under the statute, the Stadium District may set the surcharge at \$2.50 on each lease or rental of a motor vehicle licensed for hire, for less than one year, and designed to carry fewer than 15 passengers, regardless of whether such vehicle is licensed in Arizona. The Stadium District Board of Directors initially levied a surcharge of \$1.50 beginning in January 1992 and increased the surcharge to \$2.50 in January 1993, the maximum amount permitted by statute.

The District has pledged future car rental surcharge revenue to repay the \$25,140,000 in revenue refunding bonds, which were issued in September 2012. Proceeds from the bond issuance provided financing to refund previously issued bonded debt for the construction of Cactus League facilities. The bonds do not constitute a debt or a pledge of the faith or credit of Maricopa County, the State of Arizona, or any other political subdivision. The payment of the bonds is enforceable solely out of the pledged revenues and no owner shall have any right to compel any exercise of taxing power of the District, except for surcharges. Total principal and interest remaining to be paid on the bonds is \$20,697,198, payable through June 2019. Principal and interest paid for the current year and total car rental surcharge revenues were \$3,691,632 and \$5,394,706, respectively.

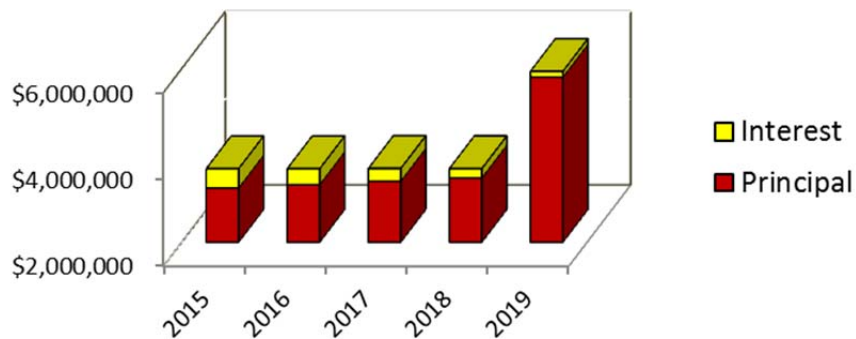
Debt Management Plan

The following tables illustrate the debt service for the outstanding Stadium District Revenue Bonds.

DEBT SERVICE REQUIREMENTS TO MATURITY
Stadium District Revenue Bonds, Series 2012
Maricopa County, Arizona
As of June 30, 2014

Year Ending June 30	Principal	Interest	Total Debt Service
2015	\$ 3,250,000	\$ 439,128	\$ 3,689,128
2016	3,325,000	365,028	3,690,028
2017	3,405,000	289,218	3,694,218
2018	3,480,000	211,584	3,691,584
2019	5,800,000	132,240	5,932,240
Total	\$19,260,000	\$ 1,437,198	\$ 20,697,198

DEBT SERVICE REQUIREMENTS
Stadium District Revenue Bonds



Stadium District Loans Payable

In October 2007, the Stadium District entered into cost-sharing agreements with the Arizona Diamondbacks Team for the purchase of a video board, related equipment, and suite renovations at Chase Field. Under terms of the agreements, the Team provided a total of \$10,106,856 in funding for the purchases. During fiscal year 2014, the Stadium District paid off the remaining \$5,706,857 of the loan with the Arizona Diamondbacks.

Debt Management Plan

Housing Authority of Maricopa County Capital Leases Obligation

The Housing Authority of Maricopa County entered into a long-term lease commitment for equipment that has been accounted for as a capital lease. The lease obligation is part of a U.S. Department of Housing and Urban Development approved Energy Performance Contract (EPC) that provides for continued Public Housing funding and certain incentives for increasing energy efficiency of Public Housing Units. The assets are currently capitalized as Construction in Progress, valued at \$1,404,783. At June 30, 2014, the balance on this obligation is \$1,792,280.

Annual debt service requirements to maturity for Housing Authority capital lease obligations are as follows:

DEBT SERVICE REQUIREMENTS
Housing Authority Capital Leases
Maricopa County, Arizona
As of June 30, 2014

Year Ending June 30	Principal	Interest	Total
2015	\$	\$ 55,068	\$ 55,068
2016	58,219	66,283	124,502
2017	64,897	64,130	129,027
2018	71,986	61,730	133,716
2019	79,506	59,068	138,574
2020-24	527,036	245,064	772,100
2025-29	793,716	128,987	922,703
2030	196,920	7,282	204,202
Total	\$ 1,792,280	\$ 687,612	\$ 2,479,892

Housing Authority of Maricopa County Loans Payable

The Housing Authority of Maricopa County's Component Unit, Maricopa Revitalization Partnership, L.L.C., has a promissory note payable to Community Service of Arizona, Inc. The note bears an interest rate of 0.50% and is collateralized by investment in real estate. The balance on this note shall be paid at the earlier of the date of sale of the property; breach of covenant, condition or restriction; or 15 years after the date of the project completion. At June 30, 2014, the balance on this note was \$570,000.

The Housing Authority of Maricopa County's Component Unit, Rose Terrace Development Partnership Phase II, L.L.C., has a promissory note payable to Mutual of Omaha Bank. The note bears an interest rate of 8.75% and is collateralized by investment in real estate. Monthly principal and interest payments of \$3,744 will continue through February 2020, at which time a balloon payment of \$363,157 is due. At June 30, 2014, the balance on this note was \$406,828.

On December 21, 2012, the Housing Authority of Maricopa County's Component Unit, Rose Terrace Development Partnership, L.L.C., entered into a promissory note payable with First Bank. The note bears interest at 4.75% through January 1, 2018, and then increases to the greater of 6.00% or the 5-year Treasury Rate plus 3%. Monthly installments of principal and interest of \$13,703 are payable through January 1, 2018, at which point the note will be amortized for the balance through the maturity date of October 1, 2022. At June 30, 2014, the balance on this note was \$2,586,674.

Debt Management Plan

On March 4, 2014, the Housing Authority of Maricopa County entered into a repayment agreement with the U.S. Department of Housing and Urban Development (HUD) totaling \$115,524 to repay misused program funds as determined by the 2010 HUD Limited Management and Financial Review. The agreement bears no interest and calls for equal annual payments of \$11,552 from non-federal resources beginning June 30, 2014, and ending June 30, 2023. At June 30, 2014, the balance on this note was \$103,971.

The following table illustrates the debt service requirements to maturity for Housing Authority loans payable.

**DEBT SERVICE REQUIREMENTS
Housing Authority Loans Payable
Maricopa County, Arizona
As of June 30, 2014**

Year Ending June 30	Principal
2015	\$ 66,373
2016	69,218
2017	71,725
2018	75,154
2019	638,795
2020-2023	2,746,208
	\$ 3,667,473

Special Assessment Districts

Special assessment bonds are payable from assessments collected from property owners benefited by the respective improvements. The special assessment districts pledged these assessments to repay the par issuance amount of \$447,929 in special assessment bonds. The proceeds were used to finance construction projects in these districts. Total principal remaining to be paid on these bonds is \$49,465 payable through July 2018. While there is no legal obligation for the County to further secure the special assessment bonds of the districts below, the County has made a moral commitment to take steps necessary to prevent default.

The following table illustrates the outstanding principal amount by issue for the special assessment district bonds.

**SUMMARY OF PRINCIPAL AMOUNT OUTSTANDING BY ISSUE
Special Assessment Districts
Maricopa County, Arizona
As of June 30, 2014**

Bond Issue	Amount
Queen Creek Water K-91	\$ 5,674
Plymouth Street K-109	43,791
Total	\$ 49,465

Debt Management Plan

Short-Term Borrowing

On July 1, 2013, the County maintained a \$35,000,000 municipal revolving line of credit with qualified interest rate of 61% and non-qualified interest rate of 66% of the bank's prime rate which had a maturity date of June 30, 2014. Outstanding principal and interest is due on June 30 of each year. During fiscal year 2014, the County had not borrowed against the line of credit. The municipal revolving line of credit was renewed to June 30, 2015.

On July 1, 2013, the County maintained a \$15,239,045 irrevocable standby letter of credit issued to the Industrial Commission of Arizona for unfunded workers' compensation claims. On December 27, 2013, the letter of credit was increased to \$15,878,105. The letter of credit was reserved against the municipal revolving line of credit. During fiscal year 2014, the letter of credit had not been drawn upon. The irrevocable standby letter of credit will mature on June 30, 2015.

Debt Management Plan

DEBT POLICIES

Regularly updated debt policies can be an important tool to ensure the use of the County's resources to meet its financial commitments to provide needed services to the citizens of Maricopa County and to maintain sound financial practices.

Administration of Policy

The County Manager is the Chief Executive of the County. With the exception of those responsibilities specifically assigned by state statute to the Chief Financial Officer, the County Manager is ultimately responsible for the approval of any form of County borrowing. The Chief Financial Officer coordinates the administration and issuance of debt, as designated by the County Manager.

The Chief Financial Officer is also responsible for attestation of disclosure and other bond related documents. References to the "County Manager or his designee" in bond documents are hereinafter assumed to assign the Chief Financial Officer as the "designee" for administration of this policy.

Use of Debt Financing

Debt financing includes general obligation bonds, revenue bonds, certificates of participation, lease/purchase agreements, and other obligations permitted to be issued or incurred under Arizona law.

Method of Sale

Debt issues of the County may be sold by competitive, negotiated, or private placement sale methods unless otherwise limited by state law. The selected method of sale will be the option which is expected to result in the lowest cost and most favorable terms given the financial structure used, market conditions, and prior experience.

Competitive Sale

The County will use the competitive sale method unless there are compelling reasons which indicate that a negotiated sale or private placement would have a more favorable result due to prevailing conditions in the market, a financing structure which requires special pre-marketing efforts, or factors are present that are expected to result in an insufficient number or competitive bids. Advantages of using a competitive sale is that the issuer is getting the lowest net interest cost on that day time and all parties are given an equal opportunity, but timing is very inflexible.

Negotiated Sale

When determined appropriate, the County may elect to sell its debt obligations through a negotiated sale. Such determination may be made on an issue by issue basis, for a series of issues, or for part or all of a specific financing program. Negotiated underwriting may be considered upon recommendation of the Chief Financial Officer. Advantages of a negotiated sale is that timing is extremely flexible, the size of the issue can be easily changed at last minute and the issuer has influence over the underwriter selection and bond distribution.

Debt Management Plan

Use of Bond Insurance

This is an insurance policy purchased by an issuer or an underwriter for either an entire issue or specific maturities. It will guarantee the payment of principal and interest, which in turn provides a higher credit rating and thus a lower borrowing cost for an issuer.

The present value of the estimated debt service savings from insurance should be at least equal to or greater than the insurance premium when insurance is purchased directly by the County. The bond insurance company will usually be chosen based on an estimate of the greatest net present value insurance benefit (present value of debt service savings less insurance premium).

Arbitrage Liability Management

Arbitrage is defined as the practice of simultaneously buying and selling an item in different markets in order to profit from a spread in prices or yields resulting from market conditions.

Arbitrage profits are made by selling tax-exempt bonds and investing the proceeds in higher-yielding taxable securities, when referencing municipal bonds. Municipal issuers are allowed to make arbitrage profits under certain restricted conditions. The sale of tax-exempt bonds primarily for the purpose for making arbitrage profits is prohibited by Section 103(c) of the Internal Revenue Code.

The Debt Management Division of the Department of Finance has established a system of record keeping and reporting to meet the arbitrage rebate compliance requirements of the federal tax code. This includes tracking investment earnings on bond proceeds, using outside experts to assist in calculating rebate payments, preparing returns, and making payments in a timely manner in order to preserve the tax exempt status of the County's outstanding debt issues. Arbitrage rebate liabilities are calculated annually and the liability is reported in the County's annual financial statements and note disclosures if applicable. Additionally, general financial reporting and certification requirements embodied in bond covenants are monitored to ensure that all covenants are met. The County structures its financing in such a way as to reduce or eliminate future arbitrage rebate liability, wherever feasible.

Selection of Professional Services

The Chief Financial Officer shall be responsible for establishing a solicitation and selection process for securing professional services that are required to develop and implement the County's debt program. Goals of the solicitation and selection process shall include encouraging participation from qualified service providers, both local and national, and securing services at competitive prices.

Bond Counsel – To render opinions on the validity, enforceability and tax exempt status of the debt and related legal matters, and to prepare the necessary resolutions, agreements and other documents.

Financial Advisor – To advise on the structuring of obligations to be issued, inform the County of various options, advise the County as to how choices will impact the marketability of County obligations and provide other services as defined by contract. To ensure independence, the financial advisor will not bid on nor underwrite any County debt issues.

Competitive proposals will be taken periodically for services to be provided over a period of one year with annual renewal options.

Debt Management Plan

Other professional services will be retained, when required, including managing underwriters, credit agencies, escrow agents, trustees, printers, and others. These services will be procured when in the best interest of the County by a competitive selection process.

Continuing Disclosure of County Financial Information

Annual financial statements and other pertinent credit information, including the Comprehensive Annual Financial Report (CAFR), will be provided by the County upon request. All material that has a pertinent bearing on County finances will be provided to the agencies that maintain a rating on County securities. A copy of the CAFR can be obtained from the Maricopa County web page at: <http://www.maricopa.gov/Finance/CAFR.aspx>.

The Chief Financial Officer shall be responsible for providing ongoing disclosure information to established national information repositories and for maintaining compliance with disclosure standards dictated by state and national regulatory bodies.

Copies of official statements are available through the following recognized municipal repository:

Electronic Municipal Market Access ("EMMA")
c/o Municipal Securities Rulemaking Board
1900 Duke Street, Suite 600
Alexandria, VA 22314
Phone: (703) 797-6600
Fax: (703) 797-6700
<http://www.dataport.emma.msrb.org>
Email: emmaonline@msrb.org

The Securities and Exchange Commission released final "continuing disclosure" rules (the "Rules") for municipal bond issues on July 1, 2009, (amended existing Rule 15c2-12). The Rules, which in general were effective on July 3, 1995, impact nearly every issuer of municipal securities. The stated purpose of the Rules is to deter fraud and manipulation in the municipal securities market by prohibiting the underwriting and subsequent recommendation of securities for which adequate information is not available. No underwriter can purchase or sell bonds in an offering of more than \$1,000,000 after July 3, 1995, unless it has reasonably determined that an issuer has undertaken to provide to the public information repositories on a continuing basis both annual financial information and notices of specified material events affecting the issuer or its securities. This is applicable unless an exemption applies. The County intends to fully comply with the "continuing disclosure" rules.

Maturity Structures

Principal payment schedules should not extend beyond the economic life of the project or equipment financed.

The structure of debt issued by the County should be to provide for either level principal or level debt service. Except in select instances, deferring the repayment of principal should be avoided.

Ratings

The County's goal is to maintain or improve its bond ratings. To that end, prudent financial management policies will be adhered to in all areas. The Chief Financial Officer shall be

Debt Management Plan

responsible for maintaining relationships with the rating agencies that currently assign ratings to the County's various debt obligations. The County will maintain a line of communication with the rating agencies informing them of major financial events in the County as they occur. Full disclosure of operations will be made to the bond rating agencies. County staff, with the assistance of the financial advisor and bond counsel, will prepare the necessary materials for presentation to the rating agencies. A personal meeting with representatives of the rating agencies will be scheduled every few years or whenever a major project is initiated.

Modification to Policies

These policies will be reviewed annually and significant changes may be made with the approval of the County Manager. Significant policy changes will be presented to the Board of Supervisors for approval.

INDIVIDUAL DEBT SERVICE SCHEDULES

LEASE REVENUE BONDS

STADIUM DISTRICT

HOUSING AUTHORITY

SPECIAL ASSESSMENT

Debt Management Plan

**MARICOPA COUNTY, ARIZONA
TOTAL LEASE REVENUE BONDS
LEASE REVENUE BONDS REDEMPTION SCHEDULE**

<u>DATE</u>	<u>PRINCIPAL</u>	<u>INTEREST</u>	<u>PERIOD TOTAL</u>	<u>FISCAL TOTAL</u>
7/1/2014	\$ 11,840,000.00	\$ 2,437,590.00	\$ 14,277,590.00	\$ -
1/1/2015	-	2,141,590.00	2,141,590.00	16,419,180.00
7/1/2015	12,470,000.00	2,141,590.00	14,611,590.00	-
1/1/2016	-	1,874,740.00	1,874,740.00	16,486,330.00
7/1/2016	3,660,000.00	1,874,740.00	5,534,740.00	-
1/1/2017	-	1,783,240.00	1,783,240.00	7,317,980.00
7/1/2017	3,845,000.00	1,783,240.00	5,628,240.00	-
1/1/2018	-	1,687,115.00	1,687,115.00	7,315,355.00
7/1/2018	4,040,000.00	1,687,115.00	5,727,115.00	-
1/1/2019	-	1,586,115.00	1,586,115.00	7,313,230.00
7/1/2019	4,240,000.00	1,586,115.00	5,826,115.00	-
1/1/2020	-	1,501,315.00	1,501,315.00	7,327,430.00
7/1/2020	4,410,000.00	1,501,315.00	5,911,315.00	-
1/1/2021	-	1,391,065.00	1,391,065.00	7,302,380.00
7/1/2021	4,630,000.00	1,391,065.00	6,021,065.00	-
1/1/2022	-	1,296,150.00	1,296,150.00	7,317,215.00
7/1/2022	4,820,000.00	1,296,150.00	6,116,150.00	-
1/1/2023	-	1,175,650.00	1,175,650.00	7,291,800.00
7/1/2023	5,060,000.00	1,175,650.00	6,235,650.00	-
1/1/2024	-	1,049,150.00	1,049,150.00	7,284,800.00
7/1/2024	5,315,000.00	1,049,150.00	6,364,150.00	-
1/1/2025	-	916,275.00	916,275.00	7,280,425.00
7/1/2025	5,580,000.00	916,275.00	6,496,275.00	-
1/1/2026	-	790,725.00	790,725.00	7,287,000.00
7/1/2026	5,830,000.00	790,725.00	6,620,725.00	-
1/1/2027	-	659,550.00	659,550.00	7,280,275.00
7/1/2027	6,090,000.00	659,550.00	6,749,550.00	-
1/1/2028	-	514,912.50	514,912.50	7,264,462.50
7/1/2028	6,380,000.00	514,912.50	6,894,912.50	-
1/1/2029	-	363,387.50	363,387.50	7,258,300.00
7/1/2029	6,685,000.00	363,387.50	7,048,387.50	-
1/1/2030	-	246,400.00	246,400.00	7,294,787.50
7/1/2030	6,920,000.00	246,400.00	7,166,400.00	-
1/1/2031	-	125,300.00	125,300.00	7,291,700.00
7/1/2031	7,160,000.00	125,300.00	7,285,300.00	-
1/1/2032	-	-	-	7,285,300.00
	<u>\$ 108,975,000.00</u>	<u>\$ 40,642,950.00</u>	<u>\$ 149,617,950.00</u>	<u>\$ 149,617,950.00</u>

Debt Management Plan

MARICOPA COUNTY, ARIZONA
\$108,100,000 LEASE REVENUE BONDS, SERIES 2007A
LEASE REVENUE BONDS REDEMPTION SCHEDULE

<u>DATE</u>	<u>PRINCIPAL</u>	<u>INTEREST</u>	<u>PERIOD TOTAL</u>	<u>FISCAL TOTAL</u>
7/1/2014	\$ 3,320,000.00	\$ 2,044,990.00	\$ 5,364,990.00	\$ -
1/1/2015	-	1,961,990.00	1,961,990.00	7,326,980.00
7/1/2015	3,490,000.00	1,961,990.00	5,451,990.00	-
1/1/2016	-	1,874,740.00	1,874,740.00	7,326,730.00
7/1/2016	3,660,000.00	1,874,740.00	5,534,740.00	-
1/1/2017	-	1,783,240.00	1,783,240.00	7,317,980.00
7/1/2017	3,845,000.00	1,783,240.00	5,628,240.00	-
1/1/2018	-	1,687,115.00	1,687,115.00	7,315,355.00
7/1/2018	4,040,000.00	1,687,115.00	5,727,115.00	-
1/1/2019	-	1,586,115.00	1,586,115.00	7,313,230.00
7/1/2019	4,240,000.00	1,586,115.00	5,826,115.00	-
1/1/2020	-	1,501,315.00	1,501,315.00	7,327,430.00
7/1/2020	4,410,000.00	1,501,315.00	5,911,315.00	-
1/1/2021	-	1,391,065.00	1,391,065.00	7,302,380.00
7/1/2021	4,630,000.00	1,391,065.00	6,021,065.00	-
1/1/2022	-	1,296,150.00	1,296,150.00	7,317,215.00
7/1/2022	4,820,000.00	1,296,150.00	6,116,150.00	-
1/1/2023	-	1,175,650.00	1,175,650.00	7,291,800.00
7/1/2023	5,060,000.00	1,175,650.00	6,235,650.00	-
1/1/2024	-	1,049,150.00	1,049,150.00	7,284,800.00
7/1/2024	5,315,000.00	1,049,150.00	6,364,150.00	-
1/1/2025	-	916,275.00	916,275.00	7,280,425.00
7/1/2025	5,580,000.00	916,275.00	6,496,275.00	-
1/1/2026	-	790,725.00	790,725.00	7,287,000.00
7/1/2026	5,830,000.00	790,725.00	6,620,725.00	-
1/1/2027	-	659,550.00	659,550.00	7,280,275.00
7/1/2027	6,090,000.00	659,550.00	6,749,550.00	-
1/1/2028	-	514,912.50	514,912.50	7,264,462.50
7/1/2028	6,380,000.00	514,912.50	6,894,912.50	-
1/1/2029	-	363,387.50	363,387.50	7,258,300.00
7/1/2029	6,685,000.00	363,387.50	7,048,387.50	-
1/1/2030	-	246,400.00	246,400.00	7,294,787.50
7/1/2030	6,920,000.00	246,400.00	7,166,400.00	-
1/1/2031	-	125,300.00	125,300.00	7,291,700.00
7/1/2031	7,160,000.00	125,300.00	7,285,300.00	-
1/1/2032				7,285,300.00
	<u>\$ 91,475,000.00</u>	<u>\$ 39,891,150.00</u>	<u>\$ 131,366,150.00</u>	<u>\$ 131,366,150.00</u>

Debt Management Plan

MARICOPA COUNTY, ARIZONA
\$32,840,000 LEASE REVENUE REFUNDING BONDS, SERIES 2007B
LEASE REVENUE REFUNDING BONDS REDEMPTION SCHEDULE

<u>DATE</u>	<u>PRINCIPAL</u>	<u>INTEREST</u>	<u>PERIOD TOTAL</u>	<u>FISCAL TOTAL</u>
7/1/2014	\$ 8,520,000.00	\$ 392,600.00	\$ 8,912,600.00	\$ -
1/1/2015	-	179,600.00	179,600.00	9,092,200.00
7/1/2015	8,980,000.00	179,600.00	9,159,600.00	-
1/1/2016	-	-	-	9,159,600.00
<u>\$ 17,500,000.00</u>	<u>\$ 751,800.00</u>	<u>\$ 18,251,800.00</u>	<u>\$ 18,251,800.00</u>	

Debt Management Plan

MARICOPA COUNTY STADIUM DISTRICT
\$25,140,000 REVENUE REFUNDING BONDS, SERIES 2012
REVENUE REFUNDING BONDS REDEMPTION SCHEDULE

<u>DATE</u>	<u>PRINCIPAL</u>	<u>INTEREST</u>	<u>FISCAL TOTAL</u>
12/1/2014	\$ -	\$ 219,564.00	\$ -
6/1/2015	3,250,000.00	219,564.00	3,689,128.00
12/1/2015		182,514.00	
6/1/2016	3,325,000.00	182,514.00	3,690,028.00
12/1/2016		144,609.00	
6/1/2017	3,405,000.00	144,609.00	3,694,218.00
12/1/2017		105,792.00	
6/1/2018	3,480,000.00	105,792.00	3,691,584.00
12/1/2018		66,120.00	
6/1/2019	5,800,000.00	66,120.00	5,932,240.00
	<u>\$ 19,260,000.00</u>	<u>\$ 1,437,198.00</u>	<u>\$ 20,697,198.00</u>

Debt Management Plan

**MARICOPA COUNTY, ARIZONA
CALCULATED TOTAL OF ALL
HOUSING AUTHORITY CAPITAL LEASE OBLIGATIONS**

Year Ending June 30	<u>PRINCIPAL</u>	<u>INTEREST</u>	<u>TOTAL</u>
2015	\$	\$ 55,068.00	\$ 55,068.00
2016	58,219.00	66,283.00	124,502.00
2017	64,897.00	64,130.00	129,027.00
2018	71,986.00	61,730.00	133,716.00
2019	79,506.00	59,068.00	138,574.00
2020-24	527,036.00	245,064.00	772,100.00
2025-29	793,716.00	128,987.00	922,703.00
2030	196,920.00	7,282.00	204,202.00
	<u>\$ 1,792,280.00</u>	<u>\$ 687,612.00</u>	<u>\$ 2,479,892.00</u>

**MARICOPA COUNTY, ARIZONA
CALCULATED TOTAL OF ALL
HOUSING AUTHORITY LOANS PAYABLE**

Year Ending June 30	<u>TOTAL</u>
2015	\$ 66,373.00
2016	69,218.00
2017	71,725.00
2018	75,154.00
2019	638,795.00
2020-2023	2,746,208.00
	<u>\$ 3,667,473.00</u>

Debt Management Plan

SPECIAL ASSESSMENT BOND REDEMPTION SCHEDULES

MARICOPA COUNTY, AZ CALCULATED TOTAL OF ALL SPECIAL ASSESSMENT BOND REDEMPTION SCHEDULES FY2014

DATE	PRINCIPAL	INTEREST	PERIOD TOTAL	FISCAL TOTAL
07/01/14	\$ 4,339.36	\$ 1,889.94	\$ 6,229.30	\$ -
01/01/15	0.00	1,738.56	1,738.56	7,967.86
07/01/15	12,610.94	1,738.56	14,349.50	
01/01/16	0.00	1,256.31	1,256.31	15,605.80
07/01/16	9,205.05	1,256.31	10,461.36	
01/01/17	0.00	910.29	910.29	11,371.65
07/01/17	8,712.85	910.29	9,623.14	
01/01/18	0.00	583.88	583.88	10,207.02
07/01/18	14,596.97	583.88	15,180.85	
01/01/19	0.00	0.00	0.00	15,180.85
	<u>\$ 49,465.17</u>	<u>\$ 10,868.01</u>	<u>\$ 60,333.18</u>	<u>\$ 60,333.18</u>

MARICOPA COUNTY, ARIZONA \$301,960 BOND REDEMPTION SCHEDULE Queen Creek Water K-91

DATE	PRINCIPAL	INTEREST	PERIOD TOTAL	FISCAL TOTAL
07/01/14	\$ 1,420.00	\$ 138.32	\$ 1,558.32	\$ -
01/01/15		103.70	103.70	1,662.02
07/01/15	1,420.00	103.70	1,523.70	
01/01/16		69.09	69.09	1,592.79
07/01/16	1,420.05	69.09	1,489.14	
01/01/17		34.48	34.48	1,523.62
07/01/17	1,414.43	34.48	1,448.91	
01/01/18		-	-	1,448.91
	<u>\$ 5,674.48</u>	<u>\$ 552.86</u>	<u>\$ 6,227.34</u>	<u>\$ 6,227.34</u>

MARICOPA COUNTY, ARIZONA \$145,969 BOND REDEMPTION SCHEDULE Plymouth Street K-109

DATE	PRINCIPAL	INTEREST	PERIOD TOTAL	FISCAL TOTAL
07/01/14	\$ 2,919.36	\$ 1,751.63	\$ 4,670.99	\$ -
01/01/15		1,634.85	1,634.85	6,305.84
07/01/15	11,190.94	1,634.85	12,825.79	
01/01/16		1,187.22	1,187.22	14,013.01
07/01/16	7,785.00	1,187.22	8,972.22	
01/01/17		875.82	875.82	9,848.03
07/01/17	7,298.42	875.82	8,174.24	
01/01/18		583.88	583.88	8,758.11
07/01/18	14,596.97	583.88	15,180.85	
01/01/19		-	-	15,180.85
	<u>\$ 43,790.69</u>	<u>\$ 10,315.15</u>	<u>\$ 54,105.84</u>	<u>\$ 54,105.84</u>

