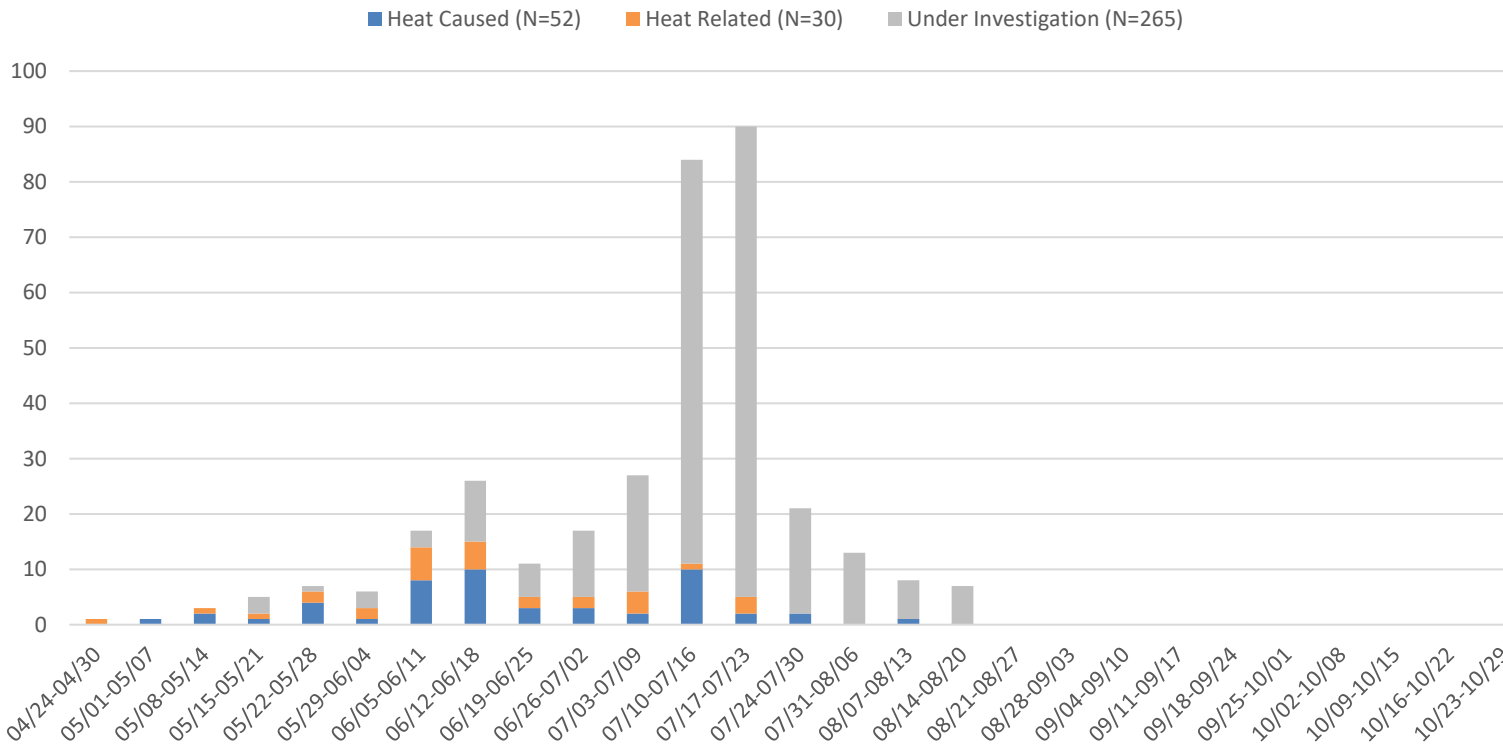




Maricopa County Department of Public Health (MCDPH) conducts weekly heat-associated mortality surveillance. The enhanced heat surveillance season usually begins in May and ends in October. This heat season (2022), there have been a total of **82 confirmed heat-associated deaths**. Cooling and hydration stations in Maricopa County are open to the public throughout the heat season. For more information on Heat, please visit <http://heataz.org>.

Graph 1. There have been 82 confirmed heat-associated deaths in Maricopa County as of 8/20/2022.

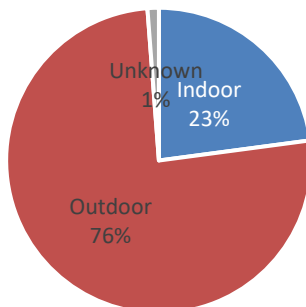


*One case is heat-caused from mid-March and one case is heat-caused from early April

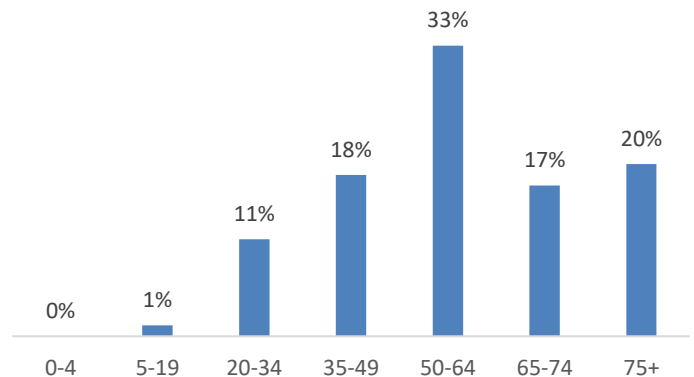
Table 1. Summary of 2022 and 2021 heat-associated cases during the same weeks.

	2022 Cases			2021 Cases		
	Confirmed	Under Investigation	First Death	Confirmed	Under Investigation	First Death
Season Cumulative Total	82	265	3/13/2022	64	204	4/11/2021

Graph 2. There have been 82 heat-associated deaths in Maricopa County as of 8/20/2022.



Graph 3. There have been 82 heat-associated deaths in Maricopa County as of 8/20/2022.

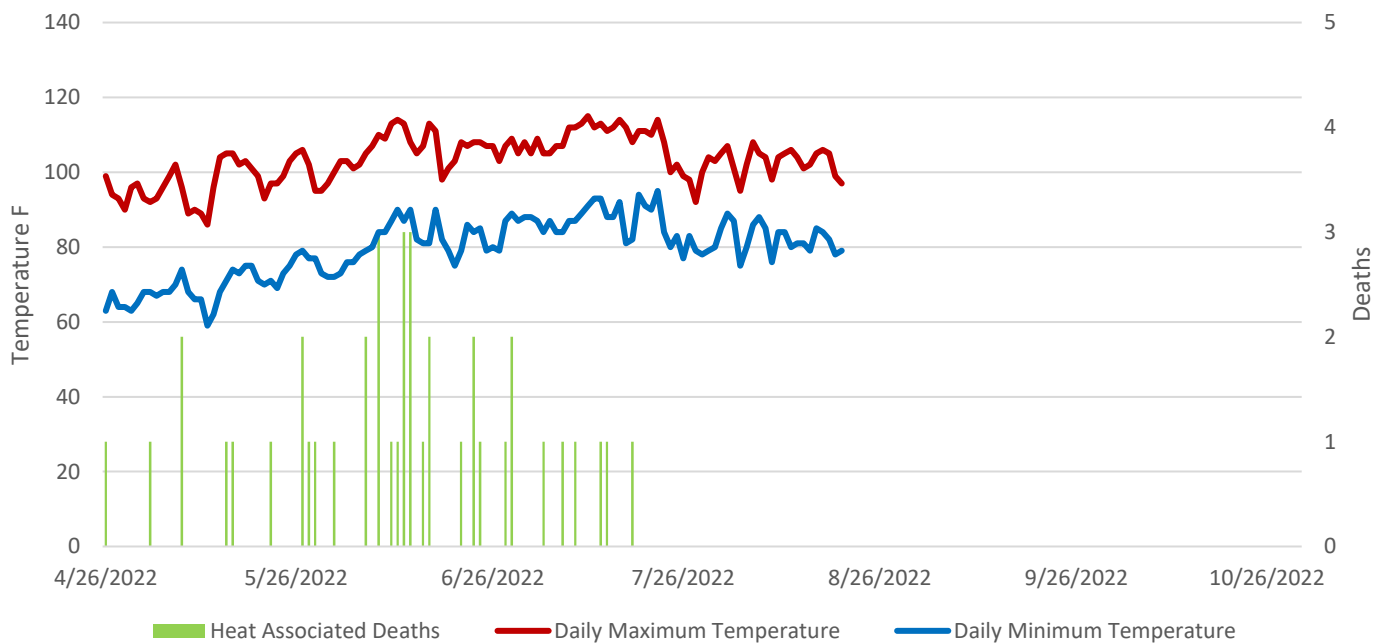


HEAT-ASSOCIATED DEATHS & HOSPITAL VISITS 2022 WEEKLY REPORT WEEK 33 (08/14-08/20)

Table 2. Air conditioning status among heat-associated indoor deaths, Maricopa County 2022

Air Conditioning Status	Count	Percentage
Air Conditioning Present	13	68%
Non-Functioning	9	69%
No Electricity	1	8%
Not in Use	2	15%
Unknown Reason	1	8%
No Air Conditioning Present	3	16%
Unknown if Air Conditioning is Present	3	16%
Total Indoor Deaths	19	23%

Graph 4. There have been 82 heat-associated deaths in Maricopa County as of 8/20/2022.



**One heat-caused death occurred in mid March and one heat-caused death occurred in early April*

*Counts are preliminary and may increase as additional data are received.

Heat Caused (HC): Cases that mention heat or heat exposure in Part I of the death certificate causes of death (diseases or conditions in the direct sequence causing death), for variables cod_a, cod_b, cod_c, or cod_d. County of death: Maricopa.

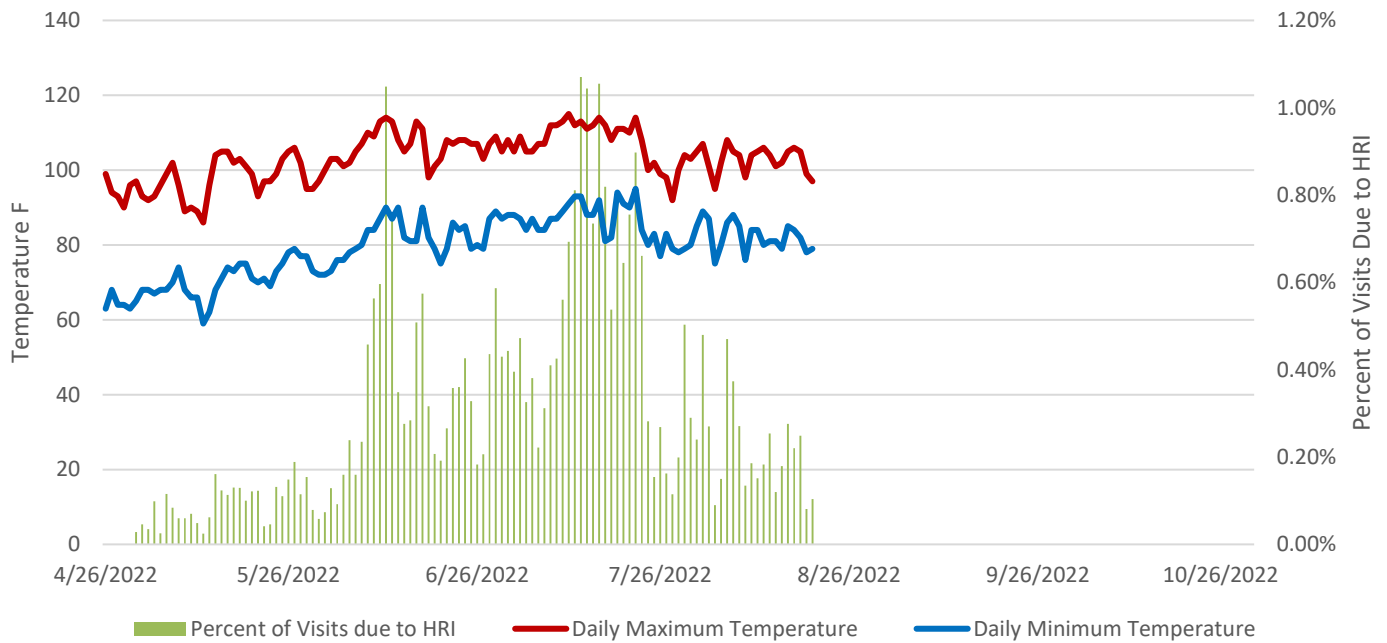
Heat Related (HR): Cases that mention heat exposure in Part II of the death certificate causes of death (diseases and conditions contributing but not directly resulting in the death sequence), but not in any of the Part I variables (cod_a, cod_b, cod_c, or cod_d). County of death: Maricopa.

Under Investigation (UI): Cases the Maricopa County Office of Medical Examiner suspects are heat associated deaths.

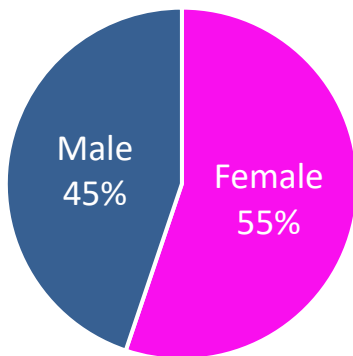
Data Sources: Maricopa County, Office of Vital Registration and Office of Medical Examiner; Arizona Department of Health Services, Office of Vital Registration

HEAT-ASSOCIATED DEATHS & HOSPITAL VISITS 2022 WEEKLY REPORT WEEK 33 (08/14-08/20)

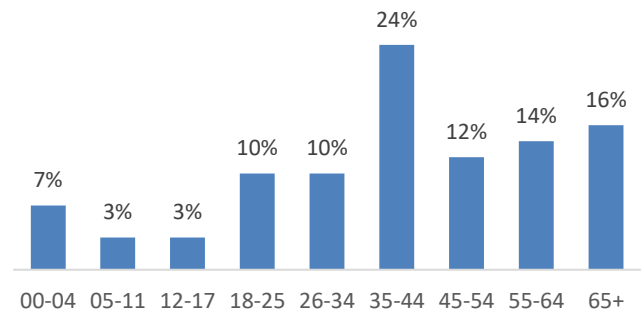
Graph 5. Daily Percentage of Hospital Visits due to Heat-Related Illness (HRI)



Graph 6. Heat Related Illness Visits by Gender



Graph 7. Heat Related Illness Visits by Age Group



The figures and tables on this page summarize the percentage of emergency department and inpatient hospital visits for individuals experiencing heat-related illnesses (HRI) according to the BioSense data from 15 Maricopa County emergency department and inpatient hospitals. Prior to May 2019, 13 Maricopa County hospitals reported to BioSense. Included are daily maximum and minimum temperatures as well as selected demographics. The BioSense Platform ESSENCE tool locates heat-related illness visits by identifying key terms and codes within the chief complaint field (i.e., the patient's stated reason for visit), admission reason field (i.e., the provider's noted reason for admission), and discharge diagnosis code field (i.e., ICD-9-CM and ICD-10-CM codes). Data presented are preliminary and may have slight variations each week.