

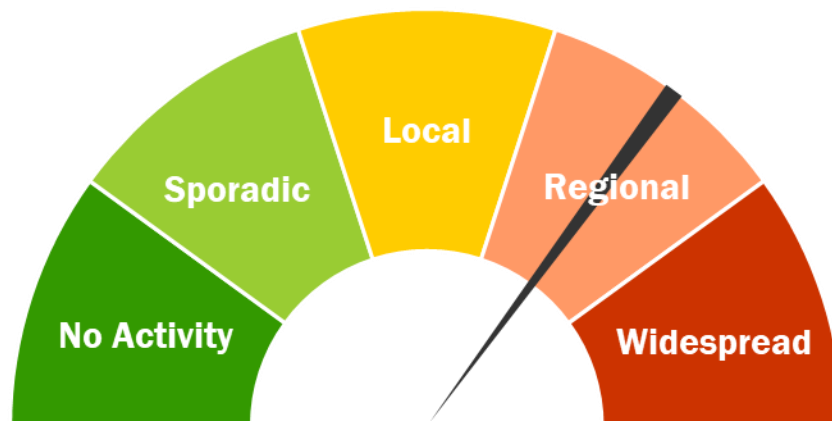
INFLUENZA IN MARICOPA COUNTY

WEEK 16 (APRIL 17, 2022 – APRIL 23, 2022)

All data are preliminary and may change as more reports are received.

The 2021-2022 Influenza (flu) season started on 10/3/2021 (week 40 of 2021) and continues through 10/1/2022 (week 39 of 2022). From week 40 of 2021 through **week 16** of 2022, **5,331** flu cases have been laboratory confirmed in Maricopa County.

ACTIVITY LEVEL – ARIZONA



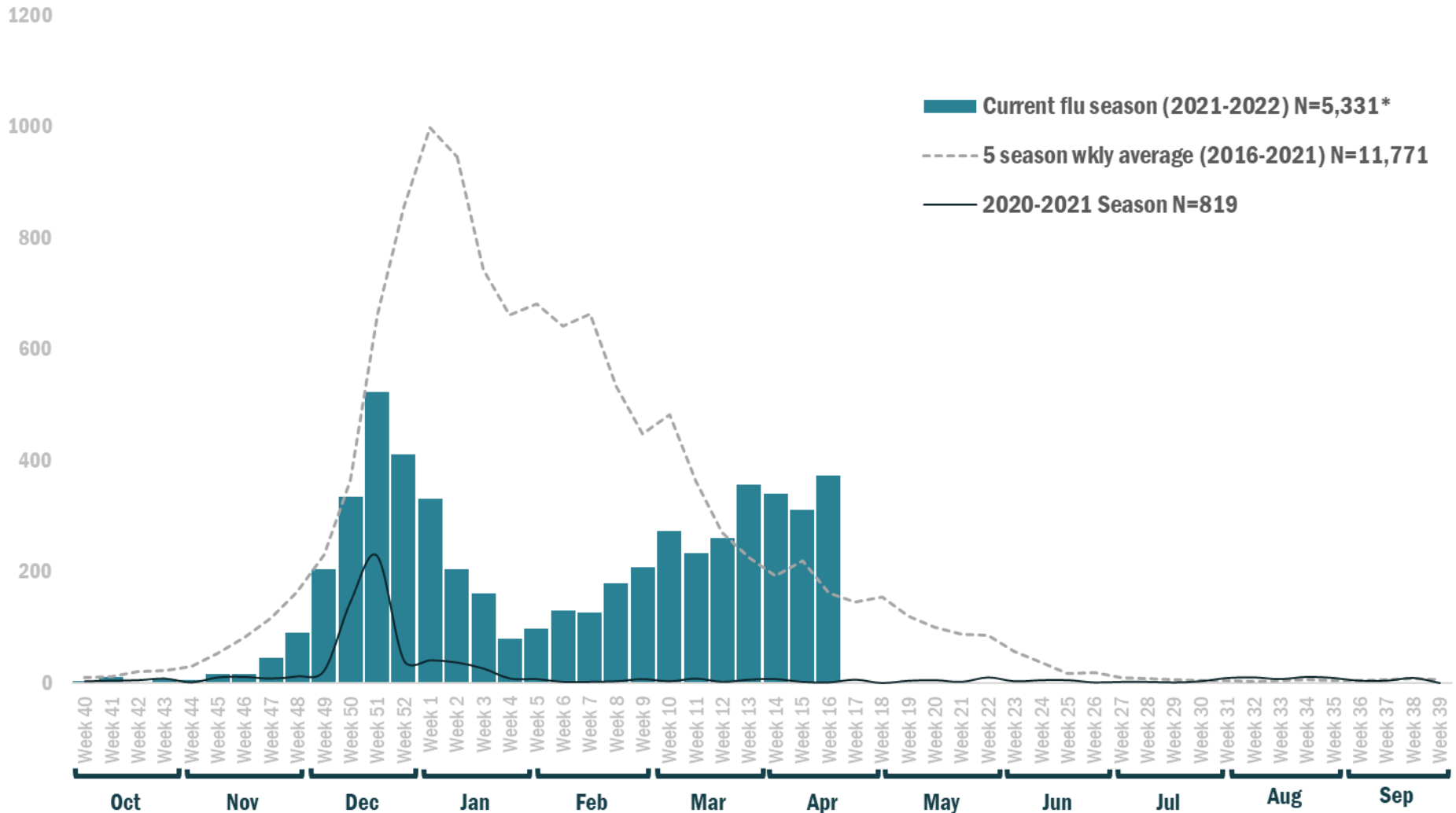
LABORATORY-CONFIRMED INFLUENZA CASE COUNTS

Influenza Activity	2021-2022	2020-2021	2019-2020	2018-2019
Season Total	5,331*	819	20,862	10,928
Total Cases Through Apr 23/Wk 16	5,331*	707	20,636	9,626
Peak Week	Week 51 (Dec 19-25)	Week 51 (Dec 13-19)	Week 3 (Jan 12-18)	Week 10 (Mar 3-9)
Pediatric Deaths	0	0	3	0

*All data are preliminary as of 4/27/2022 and may change as more reports are received.

For more information, please visit the Interactive Influenza Dashboard at Arizona Department of Health Services, <https://www.azdhs.gov/preparedness/epidemiology-disease-control/flu/index.php#surveillance-home>

HOW DO THIS SEASON'S CURRENT NUMBERS COMPARE TO PREVIOUS YEARS? LABORATORY-CONFIRMED INFLUENZA CASES IN MARICOPA COUNTY



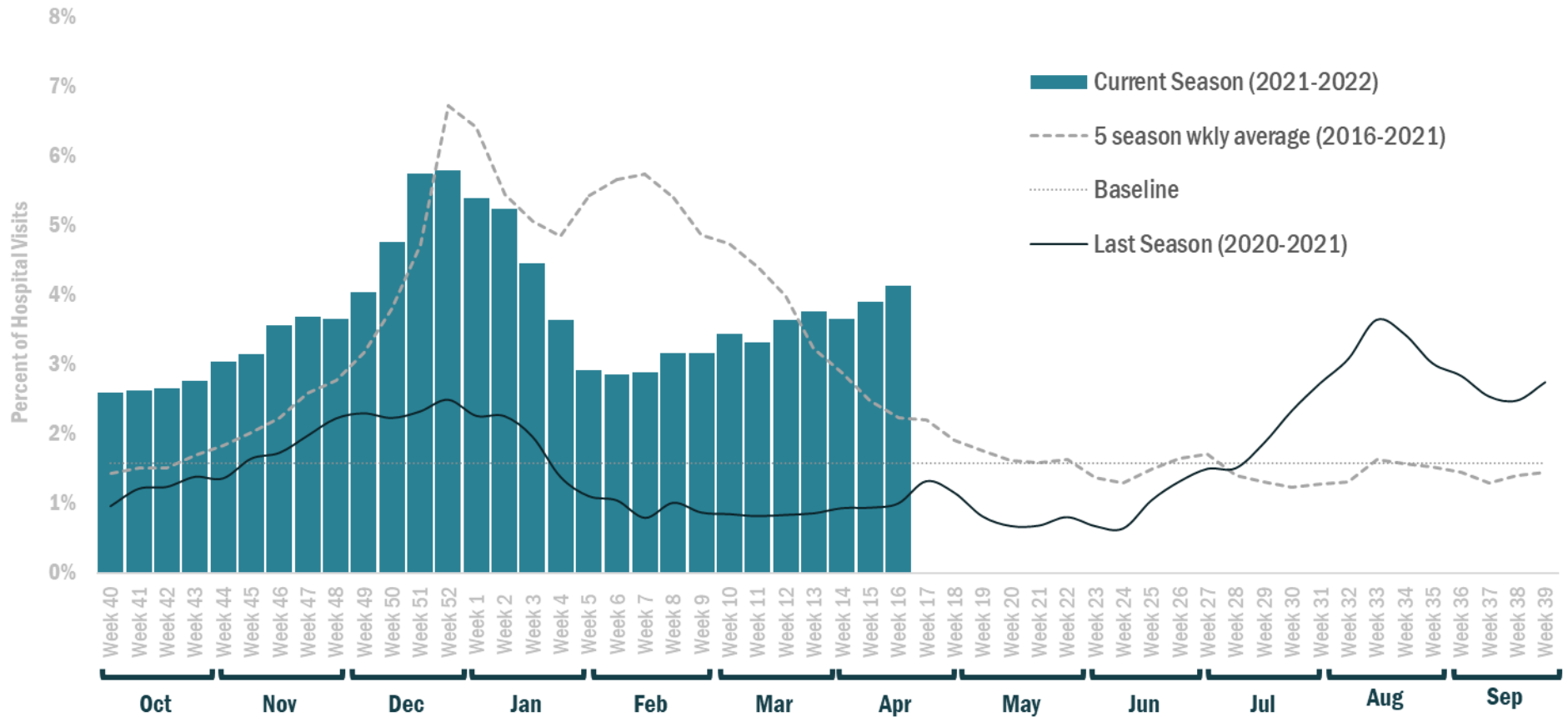
*All data are preliminary as of 4/27/2022, and may change as more reports are received.

WHAT DOES FLU LOOK LIKE IN MARICOPA COUNTY HOSPITALS?

The graph below shows the percent of Inpatient and Emergency Department visits that are ILI-related from 34 hospitals across Maricopa County.

Visits related to COVID-19 will be identified by the ILI symptom-based query because ILI and COVID-19 have similar clinical presentations.

INFLUENZA-LIKE ILLNESS IN MARICOPA COUNTY HOSPITALS



The Maricopa County Department of Public Health wishes to thank all of the Influenza surveillance participants:

Arizona Department of Health Services

Maricopa County Office of Vital Statistics

Questions about this report may be directed to: flu@maricopa.gov