

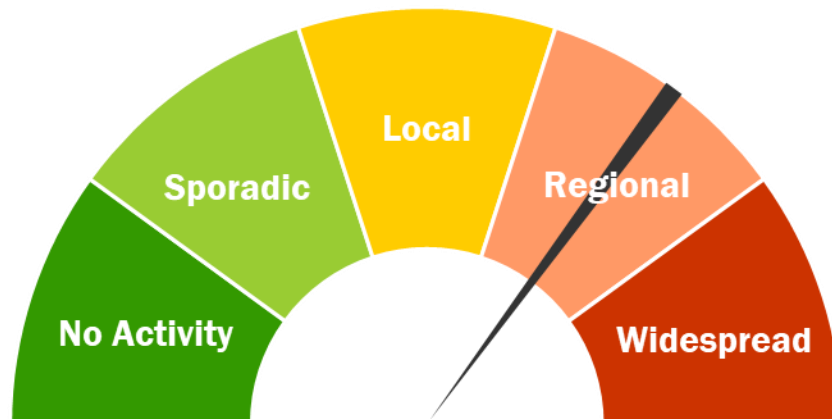
# INFLUENZA IN MARICOPA COUNTY

## WEEK 14 (APRIL 3, 2022 – APRIL 9, 2022)

All data are preliminary and may change as more reports are received.

The 2021-2022 Influenza (flu) season started on 10/3/2021 (week 40 of 2021) and continues through 10/1/2022 (week 39 of 2022). From week 40 of 2021 through **week 14** of 2022, **4,628** flu cases have been laboratory confirmed in Maricopa County.

## ACTIVITY LEVEL – ARIZONA



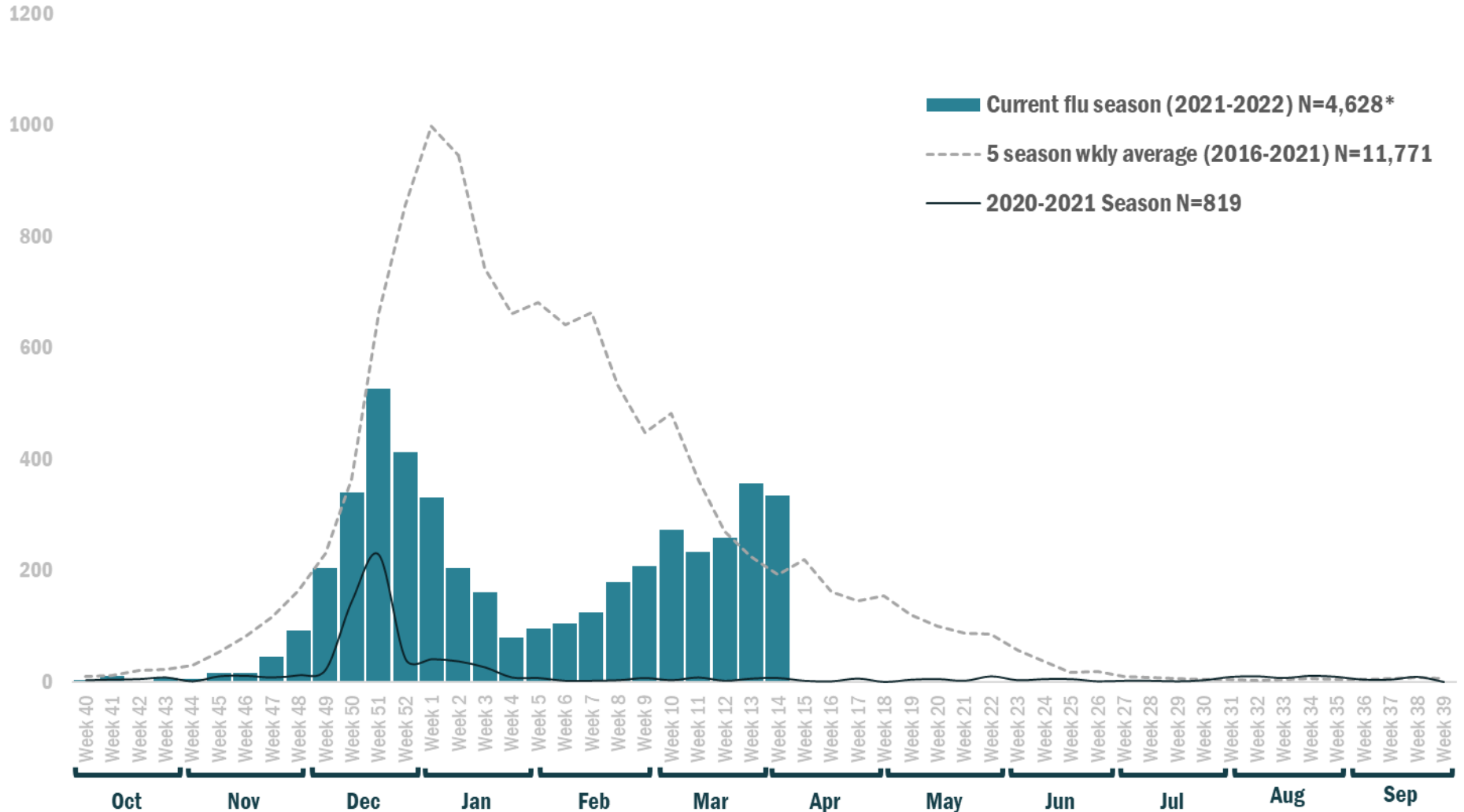
## LABORATORY-CONFIRMED INFLUENZA CASE COUNTS

Influenza Activity	2021-2022	2020-2021	2019-2020	2018-2019
Season Total	4,628*	819	20,862	10,928
Total Cases Through Apr 9/Wk 14	4,628*	704	20,242	8,942
Peak Week	Week 51 (Dec 19-25)	Week 51 (Dec 13-19)	Week 3 (Jan 12-18)	Week 10 (Mar 3-9)
Pediatric Deaths	0	0	3	0

\*All data are preliminary as of 4/13/2022 and may change as more reports are received.

For more information, please visit the Interactive Influenza Dashboard at Arizona Department of Health Services, <https://www.azdhs.gov/preparedness/epidemiology-disease-control/flu/index.php#surveillance-home>

## HOW DO THIS SEASON'S CURRENT NUMBERS COMPARE TO PREVIOUS YEARS? LABORATORY-CONFIRMED INFLUENZA CASES IN MARICOPA COUNTY



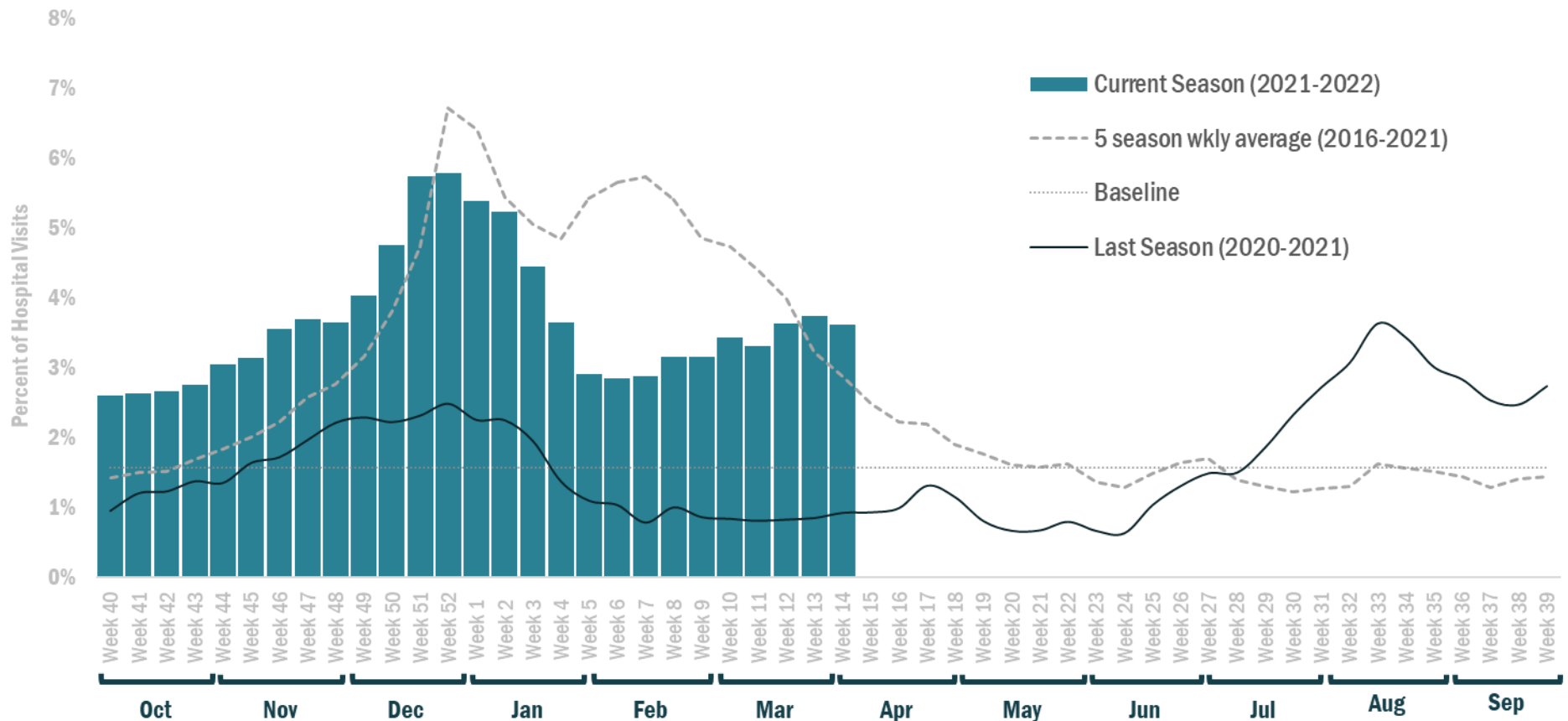
\*All data are preliminary as of 4/13/2022, and may change as more reports are received.

## WHAT DOES FLU LOOK LIKE IN MARICOPA COUNTY HOSPITALS?

The graph below shows the percent of Inpatient and Emergency Department visits that are ILI-related from 34 hospitals across Maricopa County.

Visits related to COVID-19 will be identified by the ILI symptom-based query because ILI and COVID-19 have similar clinical presentations.

### INFLUENZA-LIKE ILLNESS IN MARICOPA COUNTY HOSPITALS



The Maricopa County Department of Public Health wishes to thank all of the Influenza surveillance participants:

Arizona Department of Health Services

Maricopa County Office of Vital Statistics

Questions about this report may be directed to: [flu@maricopa.gov](mailto:flu@maricopa.gov)