

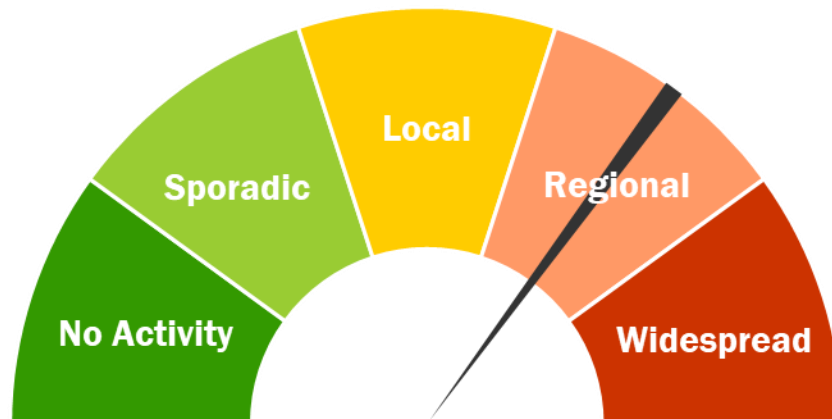
# INFLUENZA IN MARICOPA COUNTY

## WEEK 9 (FEBRUARY 27, 2022 – MARCH 5, 2022)

All data are preliminary and may change as more reports are received.

The 2021-2022 Influenza (flu) season started on 10/3/2021 (week 40 of 2021) and continues through 10/1/2022 (week 39 of 2022). From week 40 of 2021 through **week 9** of 2022, **3,161** flu cases have been laboratory confirmed in Maricopa County.

### ACTIVITY LEVEL – ARIZONA



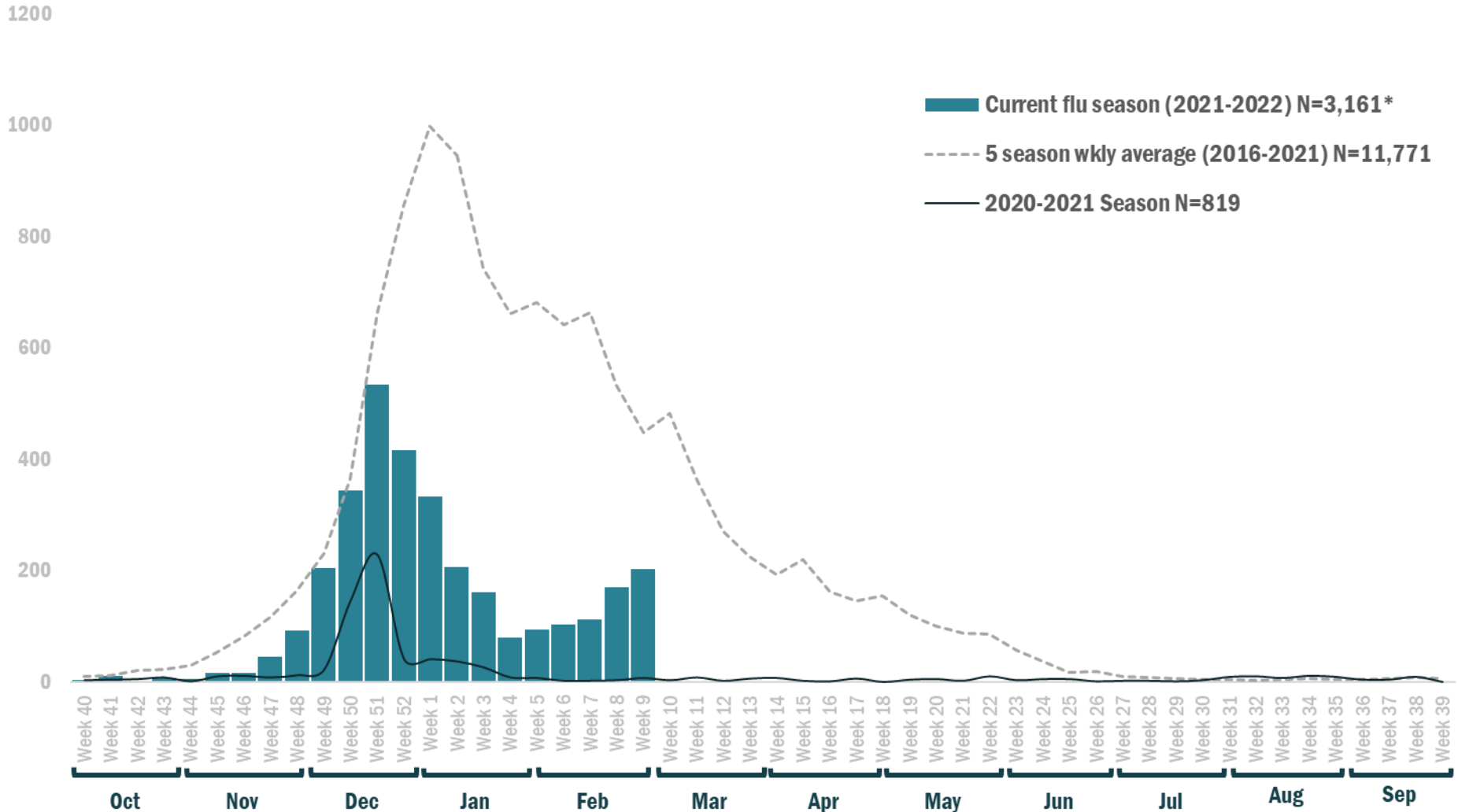
### LABORATORY-CONFIRMED INFLUENZA CASE COUNTS

| Influenza Activity             | 2021–2022              | 2020–2021              | 2019–2020             | 2018–2019            |
|--------------------------------|------------------------|------------------------|-----------------------|----------------------|
| Season Total                   | 3,161*                 | 819                    | 20,862                | 10,928               |
| Total Cases Through Mar 5/Wk 9 | 3,161*                 | 678                    | 18,261                | 6,154                |
| Peak Week                      | Week 51<br>(Dec 19-25) | Week 51<br>(Dec 13-19) | Week 3<br>(Jan 12-18) | Week 10<br>(Mar 3-9) |
| Pediatric Deaths               | 0                      | 0                      | 3                     | 0                    |

\*All data are preliminary as of 3/9/2022, and may change as more reports are received.

For more information, please visit the Interactive Influenza Dashboard at Arizona Department of Health Services, <https://www.azdhs.gov/preparedness/epidemiology-disease-control/flu/index.php#surveillance-home>

## HOW DO THIS SEASON'S CURRENT NUMBERS COMPARE TO PREVIOUS YEARS? LABORATORY-CONFIRMED INFLUENZA CASES IN MARICOPA COUNTY



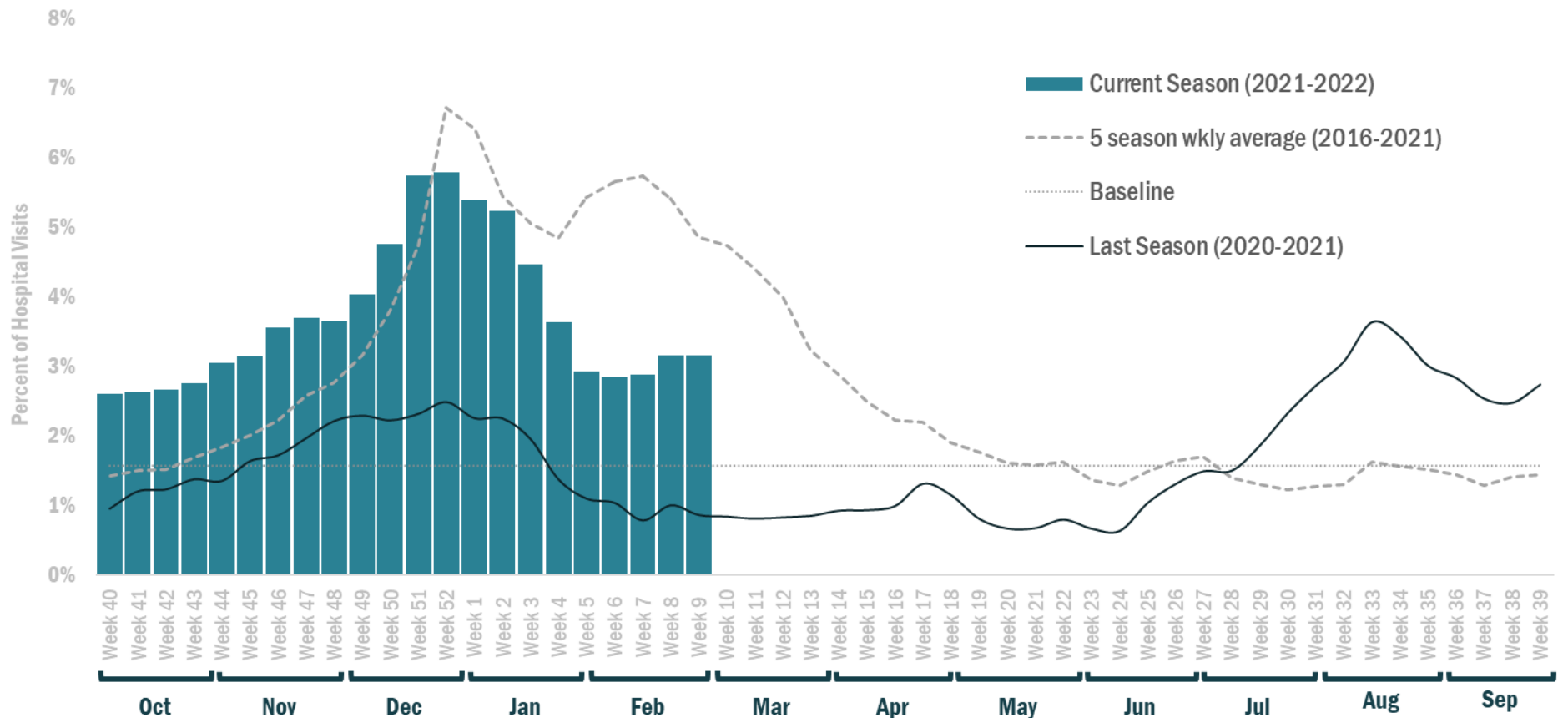
\*All data are preliminary as of 3/3/2022, and may change as more reports are received.

# WHAT DOES FLU LOOK LIKE IN MARICOPA COUNTY HOSPITALS?

The graph below shows the percent of Inpatient and Emergency Department visits that are ILI-related from 34 hospitals across Maricopa County.

Visits related to COVID-19 will be identified by the ILI symptom-based query because ILI and COVID-19 have similar clinical presentations.

## INFLUENZA-LIKE ILLNESS IN MARICOPA COUNTY HOSPITALS



The Maricopa County Department of Public Health wishes to thank all of the Influenza surveillance participants:

Arizona Department of Health Services

Maricopa County Office of Vital Statistics

Questions about this report may be directed to: [flu@maricopa.gov](mailto:flu@maricopa.gov)