

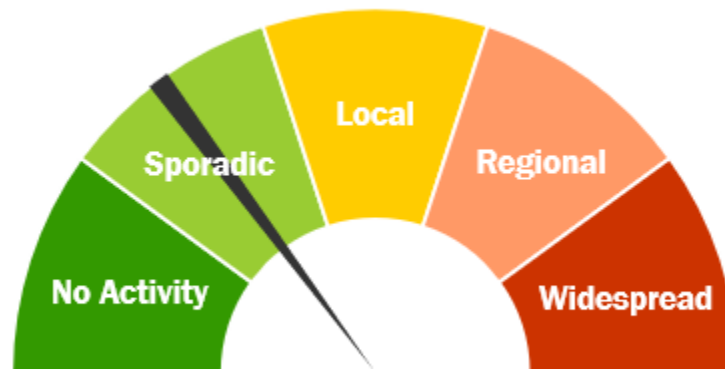
INFLUENZA IN MARICOPA COUNTY

WEEK 9 (FEBRUARY 28, 2021 – MARCH 06, 2021)

All data are preliminary and may change as more reports are received.

The 2020-2021 Influenza (flu) season starts on 9/27/2020 (week 40 of 2020) and continues through 10/2/2021 (week 39 of 2021). From week 40 of 2020 through **week 9** of 2021, **676** flu cases have been laboratory confirmed in Maricopa County.

ACTIVITY LEVEL – ARIZONA



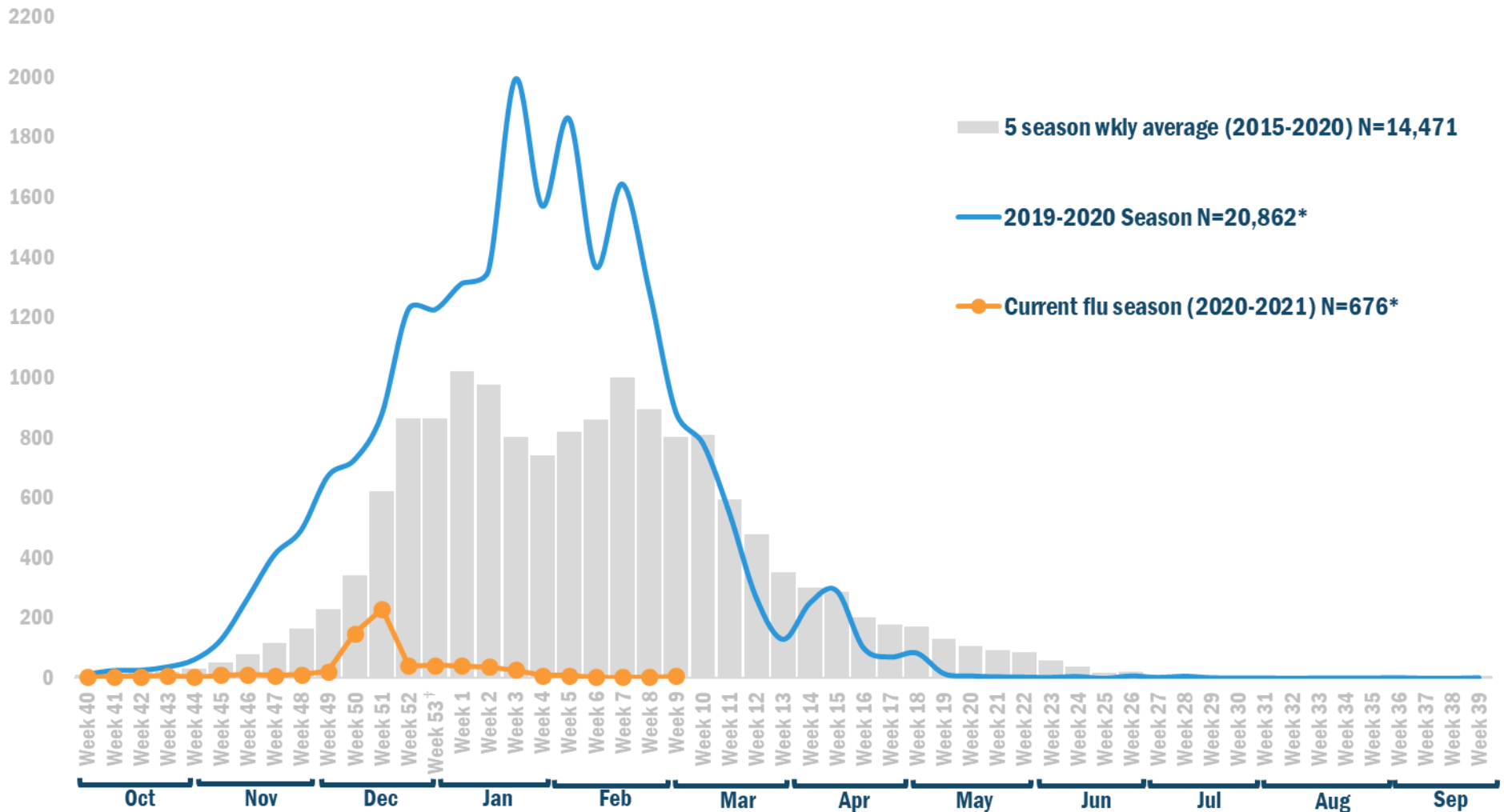
LABORATORY-CONFIRMED INFLUENZA CASE COUNTS

Influenza Activity	2020-2021	2019-2020	2018-2019	2017-2018
Season Total	676*	20,862	10,928	19,615
Total Cases Through March 06/Wk 9	676*	18,261	6,154	17,269
Peak Week	TBD	Week 3 (Jan 12-18)	Week 10 (Mar 3-9)	Week 1 (Dec 31-Jan 6)
Pediatric Deaths	0	3	0	3

*All data are preliminary as of 3/10/2021, and may change as more reports are received.

For more information, please visit the Interactive Influenza Dashboard at Arizona Department of Health Services, <https://www.azdhs.gov/preparedness/epidemiology-disease-control/flu/index.php#surveillance-home>

HOW DO THIS SEASON'S CURRENT NUMBERS COMPARE TO PREVIOUS YEARS? LABORATORY-CONFIRMED INFLUENZA CASES IN MARICOPA COUNTY



*All data are preliminary as of 3/10/2021, and may change as more reports are received.

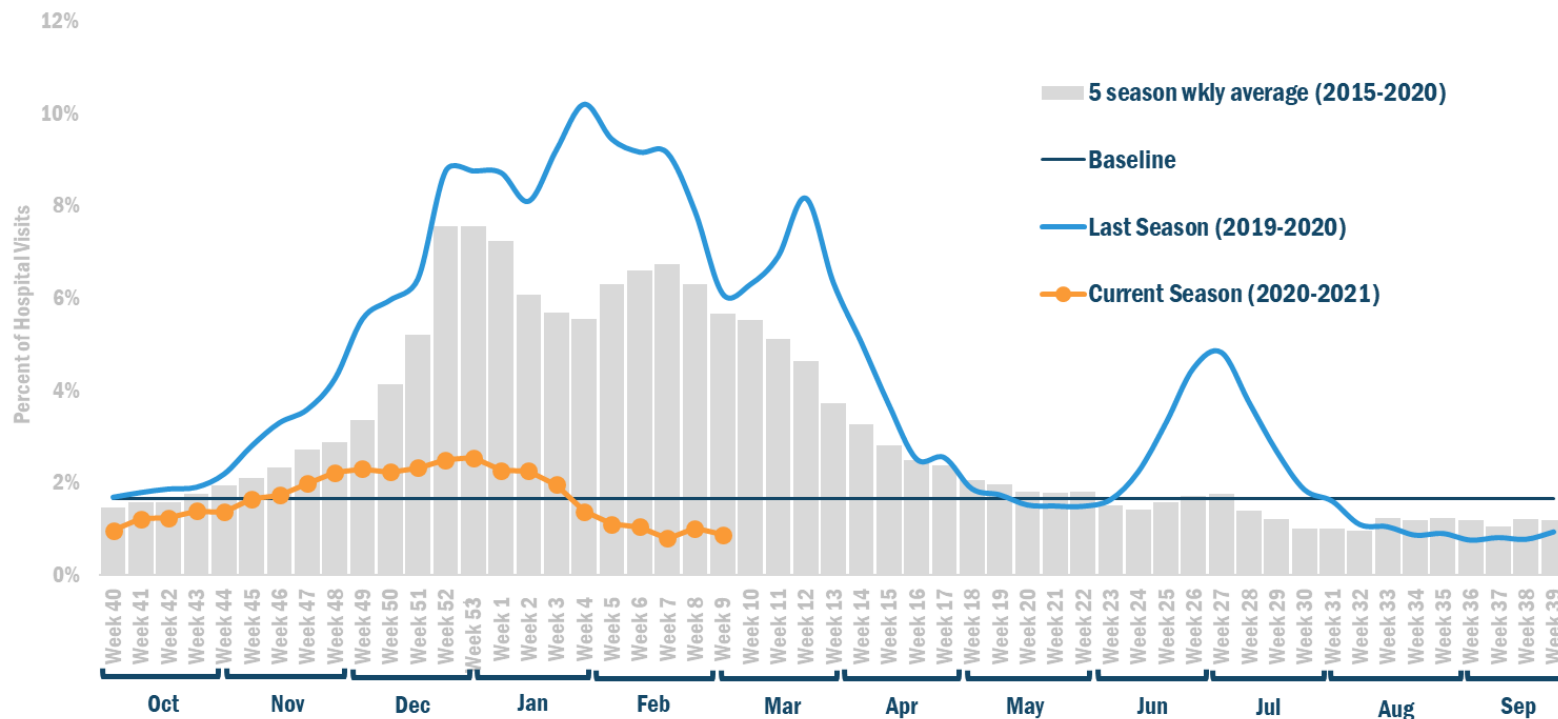
[†] Because there was no week 53 during the previous 5 seasons, the current week's data are represented by week 52 data for all previous seasons.

WHAT DOES FLU LOOK LIKE IN MARICOPA COUNTY HOSPITALS?

The graph below shows the percent of Inpatient and Emergency Department visits that are ILI-related from 34 hospitals across Maricopa County.

Visits related to COVID-19 will be identified by the ILI symptom-based query because ILI and COVID-19 have similar clinical presentations.

INFLUENZA-LIKE ILLNESS IN MARICOPA COUNTY HOSPITALS



† Because there was no week 53 during the previous 5 seasons, the current week's data are represented by week 52 data for all previous seasons.

The Maricopa County Department of Public Health wishes to thank all of the Influenza surveillance participants:

Arizona Department of Health Services
Maricopa County Office of Vital Statistics

Questions about this report may be directed to: flu@maricopa.gov