

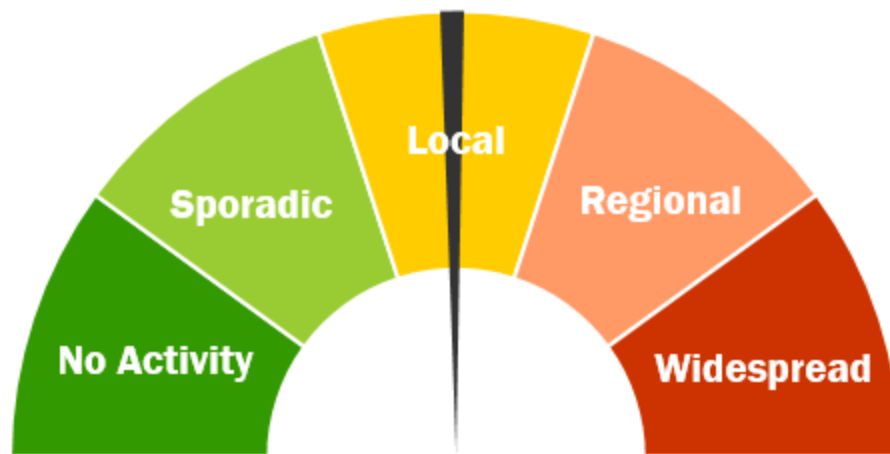
# INFLUENZA IN MARICOPA COUNTY

## WEEK 3 (JANUARY 17, 2021 – JANUARY 23, 2021)

All data are preliminary and may change as more reports are received.

The 2020-2021 Influenza (flu) season starts on 9/27/2020 (week 40 of 2020) and continues through 10/2/2021 (week 39 of 2021). From week 40 of 2020 through **week 3** of 2021, **639** flu cases have been laboratory confirmed in Maricopa County.

### ACTIVITY LEVEL – ARIZONA



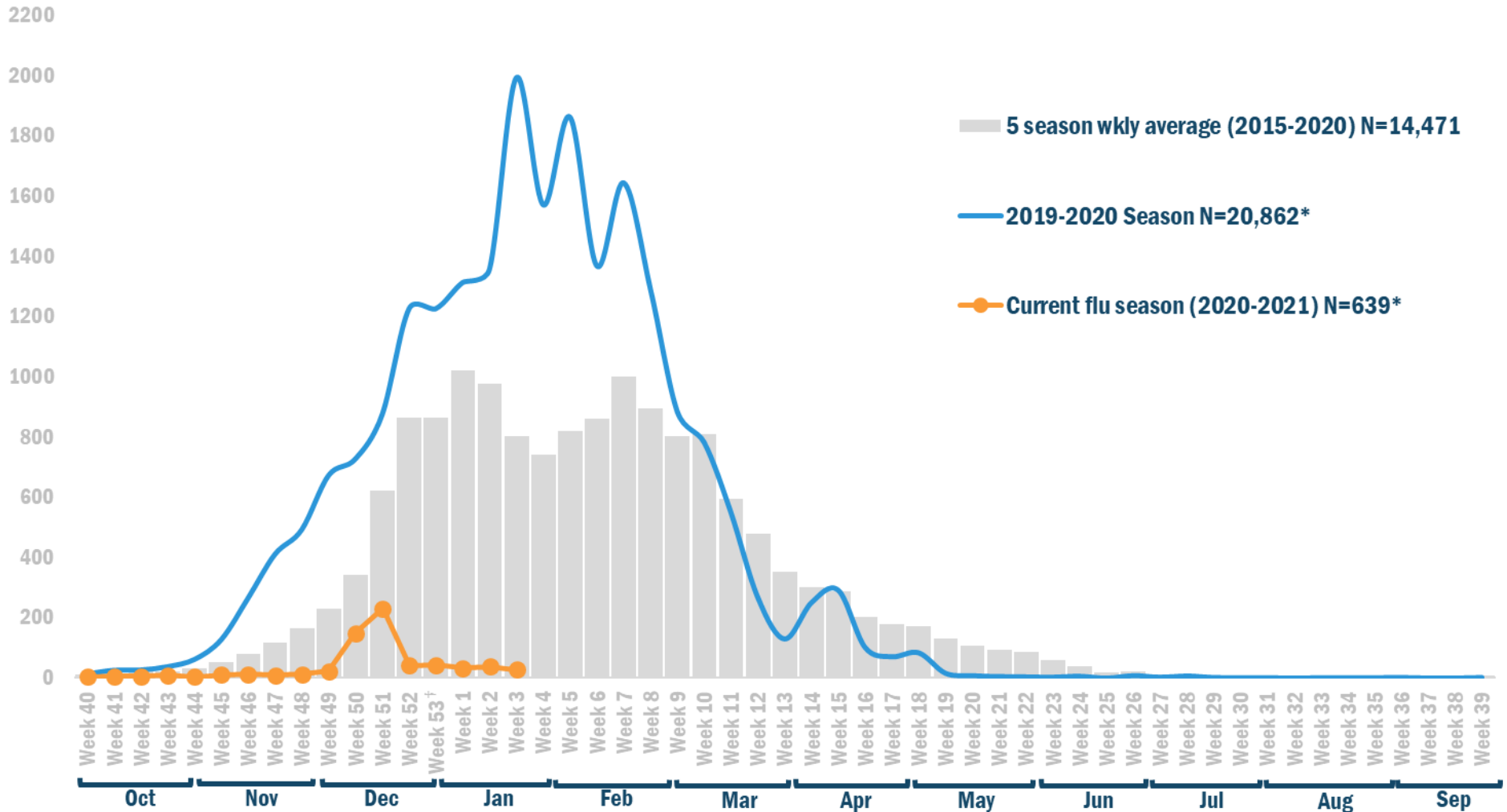
### LABORATORY-CONFIRMED INFLUENZA CASE COUNTS

Influenza Activity	2020-2021	2019-2020	2018-2019	2017-2018
Season Total	639*	20,862	10,928	19,615
Total Cases Through January 23/Wk 3	639*	9,635	3,129	12,509
Peak Week	TBD	Week 3 (Jan 12-18)	Week 10 (Mar 3-9)	Week 1 (Dec 31-Jan 6)
Pediatric Deaths	0	3	0	3

\*All data are preliminary as of 1/27/2021, and may change as more reports are received.

For more information, please visit the Interactive Influenza Dashboard at Arizona Department of Health Services, <https://www.azdhs.gov/preparedness/epidemiology-disease-control/flu/index.php#surveillance-home>

## HOW DO THIS SEASON'S CURRENT NUMBERS COMPARE TO PREVIOUS YEARS? LABORATORY-CONFIRMED INFLUENZA CASES IN MARICOPA COUNTY



\*All data are preliminary as of 1/27/2021, and may change as more reports are received.

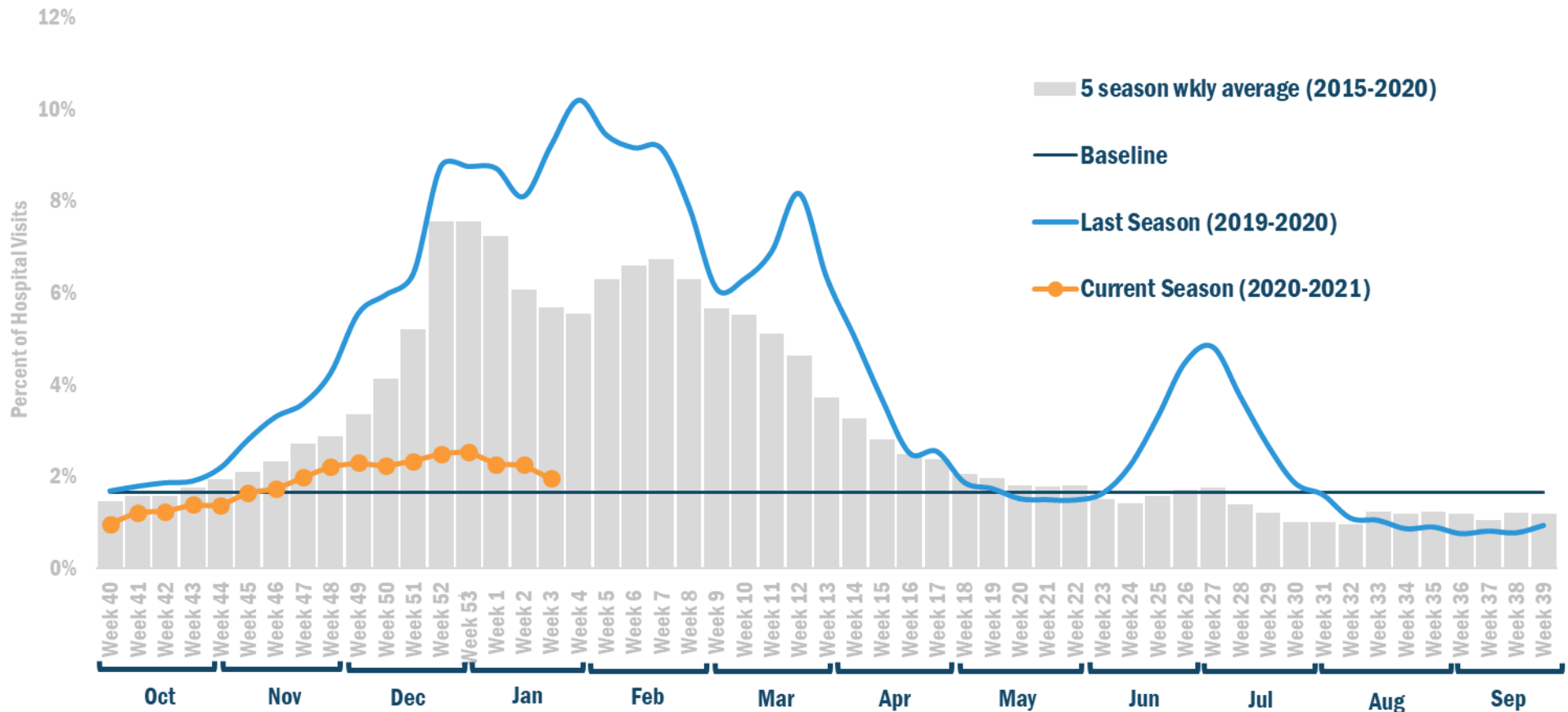
<sup>†</sup> Because there was no week 53 during the previous 5 seasons, the current week's data are represented by week 52 data for all previous seasons.

## WHAT DOES FLU LOOK LIKE IN MARICOPA COUNTY HOSPITALS?

The graph below shows the percent of Inpatient and Emergency Department visits that are ILI-related from 34 hospitals across Maricopa County.

Visits related to COVID-19 will be identified by the ILI symptom-based query because ILI and COVID-19 have similar clinical presentations.

### INFLUENZA-LIKE ILLNESS IN MARICOPA COUNTY HOSPITALS



† Because there was no week 53 during the previous 5 seasons, the current week's data are represented by week 52 data for all previous seasons.

The Maricopa County Department of Public Health wishes to thank all of the Influenza surveillance participants:

Arizona Department of Health Services  
Maricopa County Office of Vital Statistics

Questions about this report may be directed to: [flu@maricopa.gov](mailto:flu@maricopa.gov)