

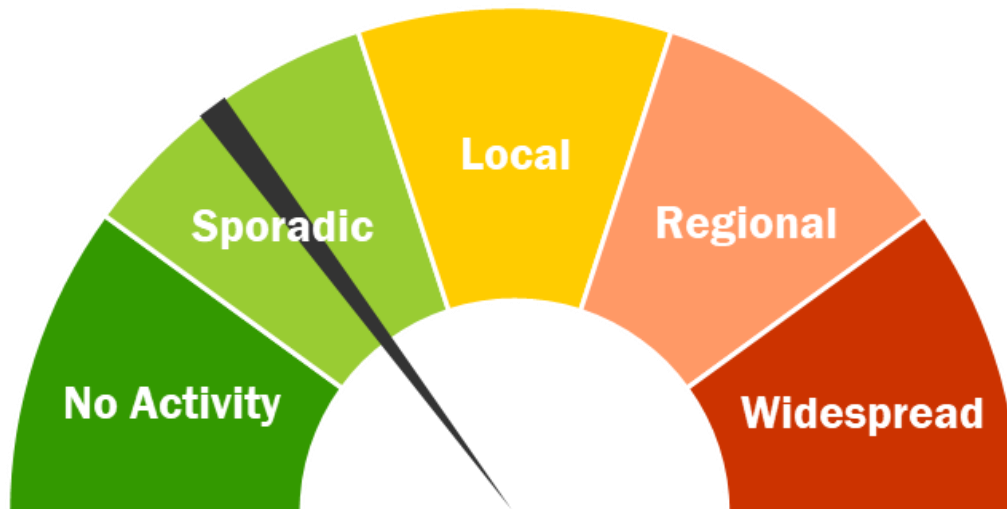
# INFLUENZA IN MARICOPA COUNTY

## WEEK 43 (OCTOBER 18, 2020 – OCTOBER 24, 2020)

All data are preliminary and may change as more reports are received.

The 2020-2021 Influenza (Flu) season starts on 9/27/2020 (week 40 of 2020) and continues through 10/2/2021 (week 39 of 2021). From week 40 of 2020 through **week 43** of 2020, **20** Flu cases have been laboratory confirmed in Maricopa County.

### ACTIVITY LEVEL – ARIZONA



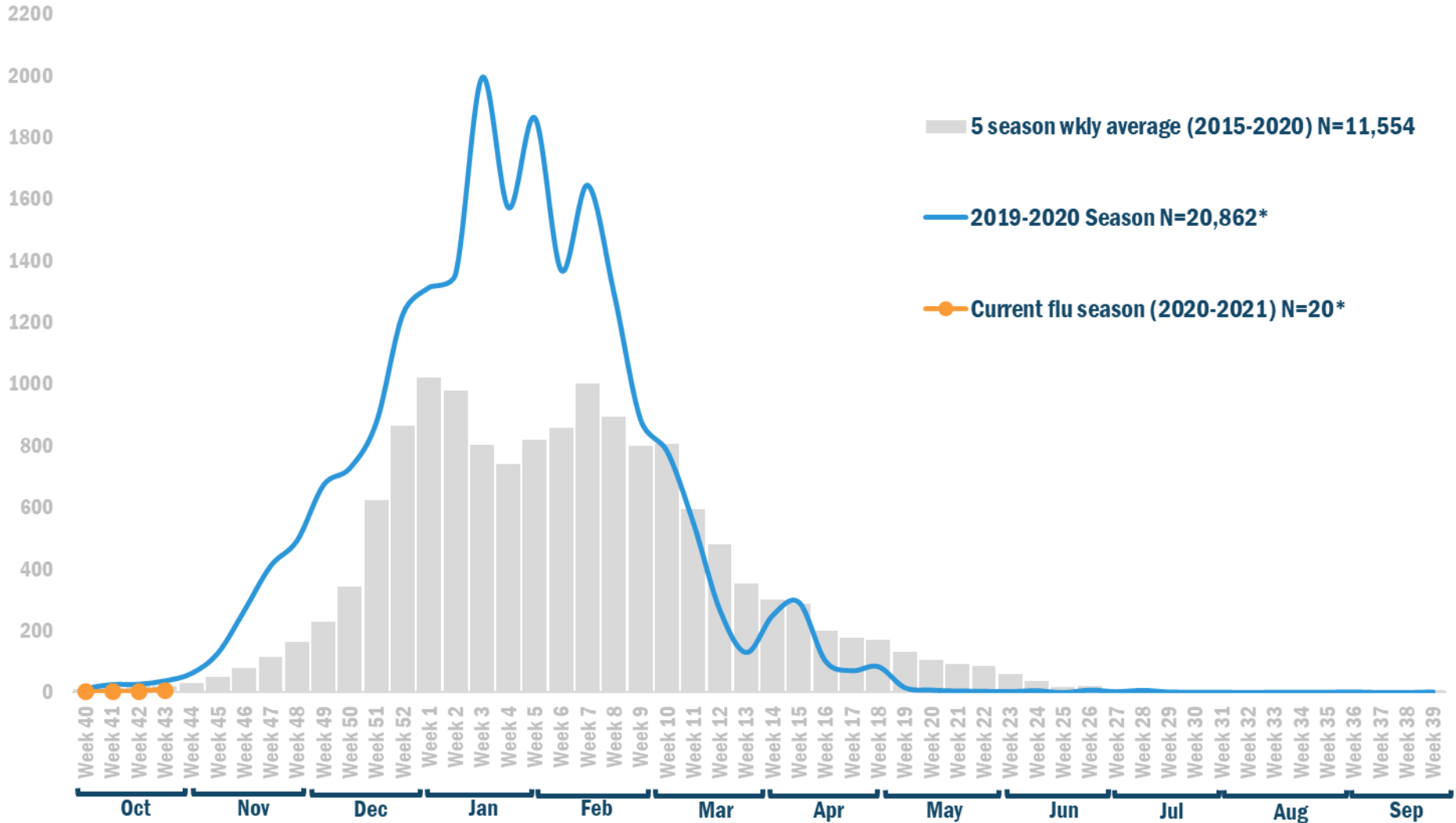
### LABORATORY-CONFIRMED INFLUENZA CASE COUNTS

Influenza Activity	2020–2021	2019–2020	2018–2019	2017–2018
Season Total	20*	20,862	10,928	19,615
Total Cases Through October 24/Wk 43	20*	105	87	92
Peak Week	TBD	Week 3 (Jan 12-18)	Week 10 (Mar 3-9)	Week 1 (Dec 31-Jan 6)
Pediatric Deaths	0	3	0	3

\*All data are preliminary as of 10/28/2020, and may change as more reports are received.

For more information, please visit the Interactive Influenza Dashboard at Arizona Department of Health Services, <https://www.azdhs.gov/preparedness/epidemiology-disease-control/flu/index.php#surveillance-home>

## HOW DO THIS SEASON'S CURRENT NUMBERS COMPARE TO PREVIOUS YEARS? LABORATORY-CONFIRMED INFLUENZA CASES IN MARICOPA COUNTY



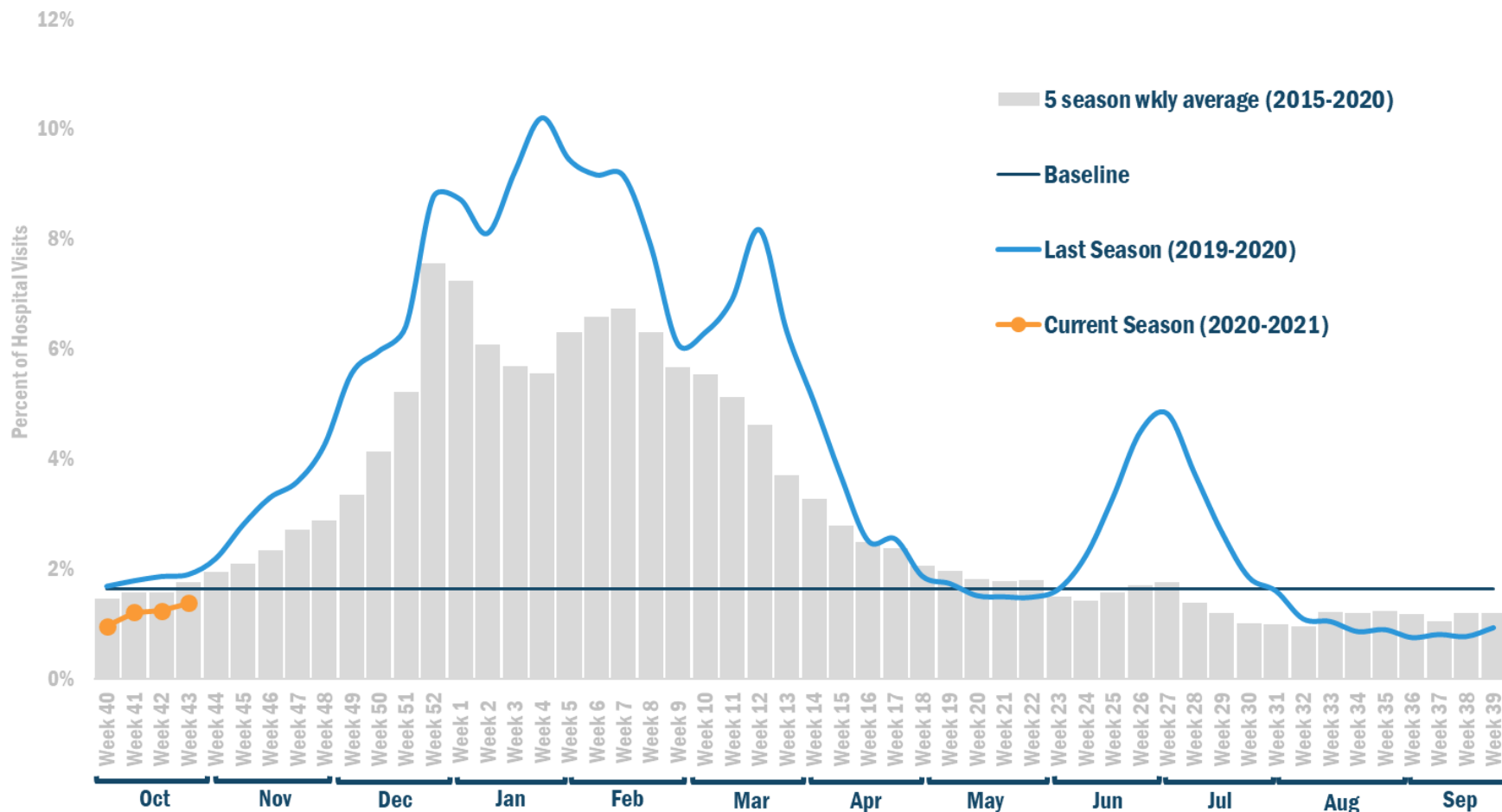
\*All data are preliminary as of 10/28/2020, and may change as more reports are received.

## WHAT DOES FLU LOOK LIKE IN MARICOPA COUNTY HOSPITALS?

The graph below shows the percent of Inpatient and Emergency Department visits that are ILI-related from 34 hospitals across Maricopa County.

Visits related to COVID-19 will be identified by the ILI symptom-based query because ILI and COVID-19 have similar clinical presentations.

### INFLUENZA-LIKE ILLNESS IN MARICOPA COUNTY HOSPITALS



The Maricopa County Department of Public Health wishes to thank all of the Influenza surveillance participants:

Arizona Department of Health Services  
Maricopa County Office of Vital Statistics

Questions about this report may be directed to: [flu@maricopa.gov](mailto:flu@maricopa.gov)