



COVID-19 Daily Report

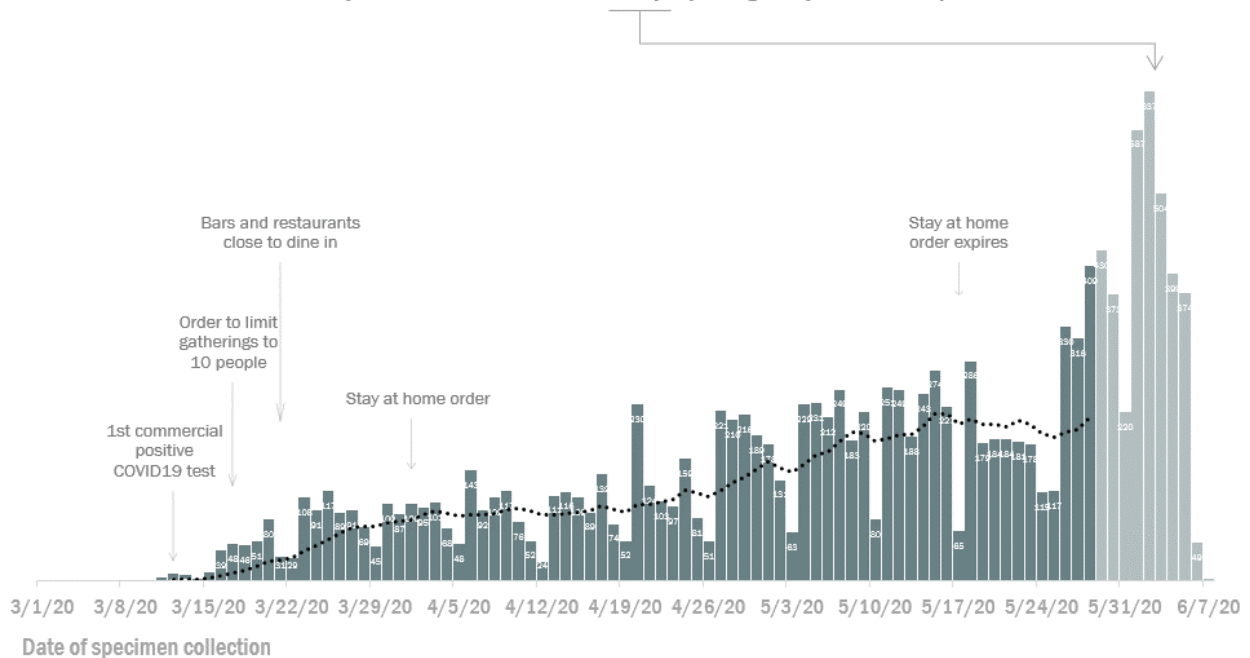
Sunday, June 7, 2020

Maricopa County Department of Public Health

The number of **people diagnosed with COVID-19** in Maricopa County per day is steadily increasing. This is because there is increased spread in the community.

Epi Curve by Daily Case Counts

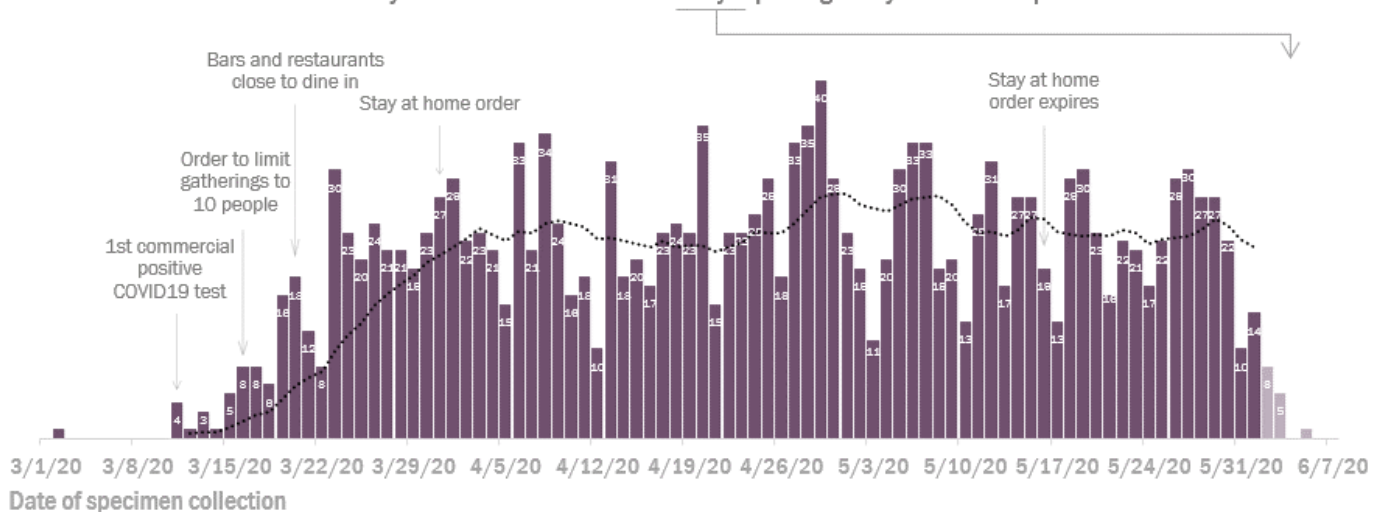
This number is likely to increase as there is a 10 day reporting delay from when specimens were collected.



The best way to track COVID-19 trends in Maricopa County is to follow the number of **people hospitalized with COVID-19**. This is because hospitalizations are not influenced by testing availability or by the addition of new types of tests. **COVID-19 hospitalizations** have leveled off likely due to social distancing efforts.










Epi Curve by Hospitalizations

This number is likely to increase as there is a 6 day reporting delay from when specimens were collected.



Case counts only represent people who seek care and get diagnosed. Often, people with mild disease are less likely to seek care and get tested. Case counts represent our confirmed cases: that is, people who have tested positive for COVID-19 with a PCR test (nasal swab).

These numbers present a more severe picture than what is actually happening in the community.

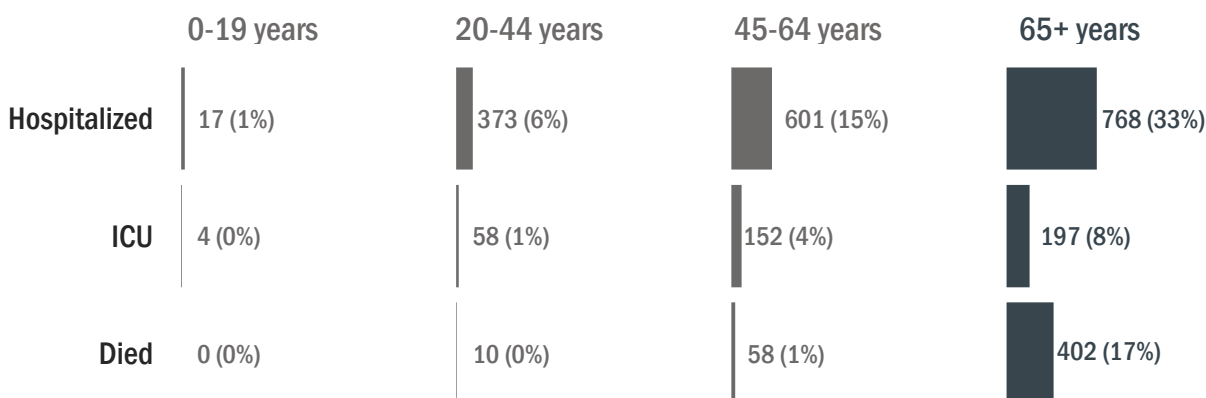
	Total number of cases*		Cases as of yesterday	
	number	(%) (% overall)	number	(change)
Cases	13883	(100%)	13357	(+526)
Gender				
Female	7410	(53%) 	7122	(+288)
Male	6473	(47%) 	6235	(+238)
Age group				
0-19 years	1237	(9%) 	1186	(+51)
20-44 years	6243	(45%) 	5950	(+293)
45-64 years	4059	(29%) 	3920	(+139)
65+ years	2337	(17%) 	2296	(+41)
Unknown	7	(0%)	5	(+2)
Hospitalized‡	1759	(13%) 	1742	(+17)
ICU‡	411	(3%) 	411	(+0)
Deaths	470	(3%) 	469	(+1)

*This is a rapidly-evolving situation. The Maricopa County case count might vary slightly from that of ADHS depending on the time of day data were downloaded. This breakdown includes all cases to date in the outbreak (1/22/2020 – present).

‡This count includes all cases ever hospitalized or admitted to the ICU during their illness.

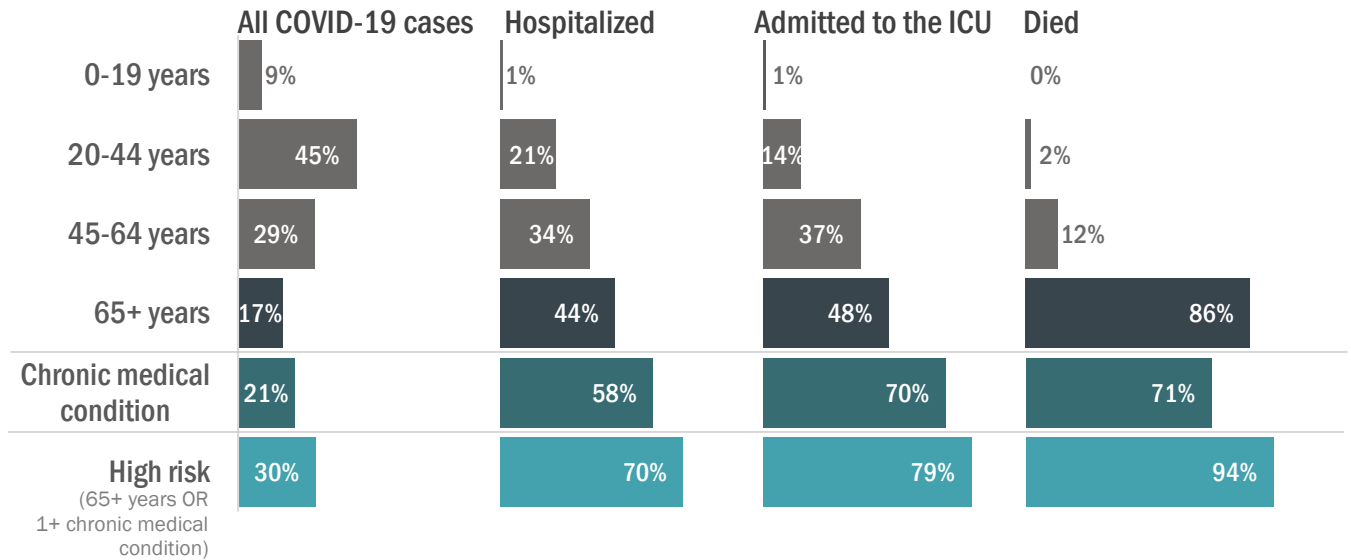
The risk of being admitted to a hospital, Intensive Care Unit (ICU), or dying due to COVID-19 infection increases with **age**.

Risk Severity by Age



People who are 65+ years of age OR who have a chronic medical condition are at **highest risk** for severe disease.

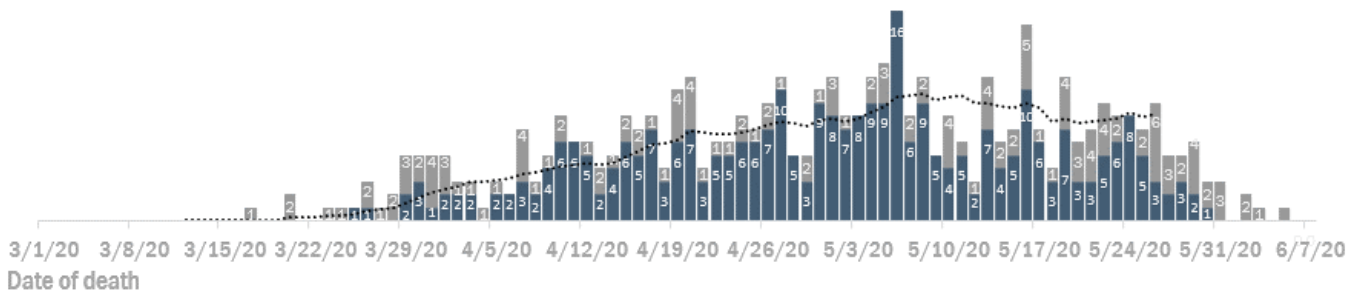
Age and Chronic Health Condition



The **majority** of COVID-19 deaths in Maricopa County have occurred among **long-term care facility residents***.

Confirmed Deaths by LTCF Status

Residents of long-term care facilities* (including skilled nursing facilities, assisted living facilities, rehabilitation facilities, hospice facilities, group homes, and other congregate settings) are at highest risk for severe outcomes from COVID-19 infection because they live in a communal setting and tend to be older with chronic medical conditions.




235 long-term care facilities, assisted living facilities, and other congregate settings

have had at least one resident or staff with COVID-19.

Residents of long-term care facilities (including skilled nursing facilities, assisted living facilities, rehabilitation facilities, hospice facilities, group homes, and other congregate settings) are at highest risk for severe outcomes from COVID-19 infection because they live in a communal setting and tend to be older with chronic medical conditions.

Long Term Care Facilities To-Date



Of 1513 COVID-19 cases among residents,
499 (33%) have been
hospitalized and 329 (22%) have died.

Of 776 COVID-19 cases among staff,
56 (7%) have been
hospitalized and 3 (0.4%) have died.

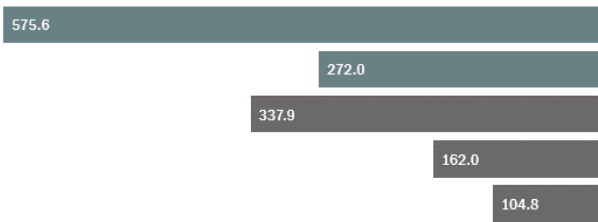


Race and Ethnicity


Updated weekly; last updated 5pm 6/7/20

Note: Race information is only known for 55% of confirmed COVID-19 cases. Ethnicity information is only known for 66% of confirmed COVID-19 cases. Race/ethnicity data is usually self-reported to healthcare facilities or public health investigators and is optional to provide. Unknown data for race/ethnicity likely reflects differences in data collection and reporting systems. For these reasons, data provided below should be viewed as a limited picture of what is occurring in the community.

American Indians and Black/African Americans have the highest overall case rates per 100,000 persons.



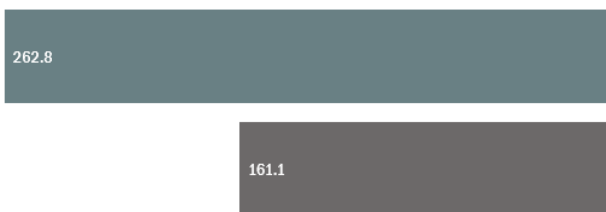
American Indians and Black/African Americans also have higher hospitalization rates per 100,000 persons.



Race information is only available for 55% of COVID-19 cases reported to public health. About 45% of cases have unknown race status and are not reflected in this chart.

- » About 6% of COVID-19 cases and 5% of hospitalizations are American Indian or Alaskan Native, compared with 2% of the total population in Maricopa County.
- » About 8% of COVID-19 cases and 9% of hospitalizations are Black or African American, compared with 6% of the total population in Maricopa County.
- » About 70% of COVID-19 cases and 78% of hospitalizations are white, compared with 80% of the total population in Maricopa County.
- » About 3% of COVID-19 cases and 3% of hospitalizations are Asian or Pacific Islander, compared with 5% of the total population in Maricopa County.

Hispanic or Latino populations have higher overall case rates per 100,000 persons than non-Hispanic or Latino populations.



Hispanic or Latino populations have similar hospitalization rates per 100,000 persons as non-Hispanic or Latino populations.



Ethnicity information is only available for 66% of COVID-19 cases reported to public health. About 34% of cases have unknown ethnicity status and are not reflected in this chart.

- » About 42% of COVID-19 cases and 34% of hospitalizations are Hispanic or Latino, compared with 31% of the total population in Maricopa County.
- » About 58% of COVID-19 cases and 66% of hospitalizations are non-Hispanic or Latino, compared with 69% of the total Population in Maricopa County.

