

COVID-19 Daily Report

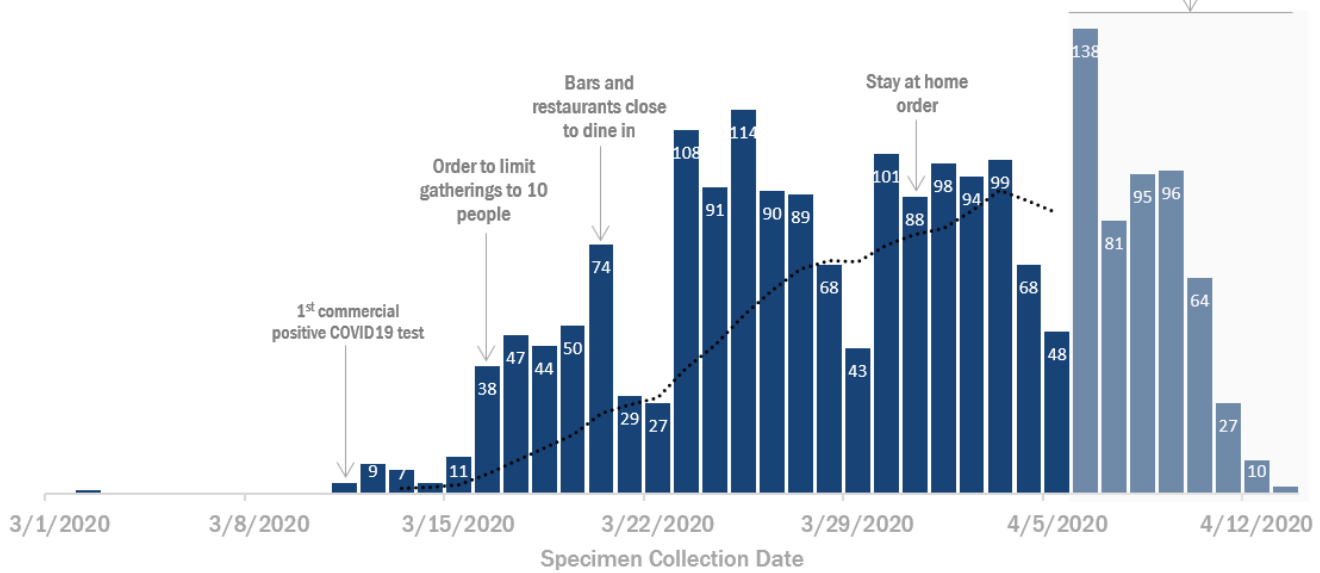
Monday, April 13, 2020



Maricopa County Department of Public Health

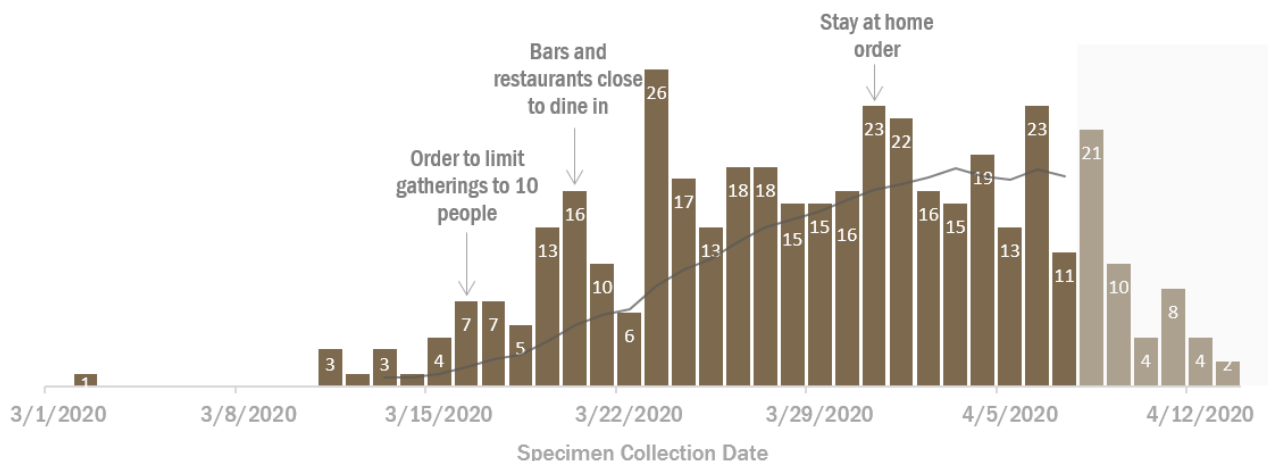
The number of **people diagnosed with COVID-19** in Maricopa County per day is increasing, which might be partially attributed to increased testing availability.

This number is likely to increase as there is an 8 day reporting delay from when specimens were collected.



Epi Curve by Daily Case Counts

The best way to track COVID-19 trends is to follow the number of **people hospitalized with COVID-19** because it does not change based on testing availability. **COVID-19 hospitalizations** are increasing but are starting to level off, which tells us that we need to keep doing what we are doing.



Epi Curve by Hospitalizations

Due to a lack of testing availability, case counts only represent people who seek care and get diagnosed.

Most people with severe disease get tested.

Not everyone with mild disease is able to get tested.

These numbers present a more severe picture than what is actually happening in the community.

	Total number of cases*		Cases as of yesterday	
	number	(%)	number	(change)
Cases	2056	(100%)	2019	(+37)
Sex				
Female	1024	(50%)	1008	(+16)
Male	1032	(50%)	1011	(+21)
Age group				
0-19 years	55	(3%)	54	(+1)
20-44 years	811	(39%)	794	(+17)
45-64 years	698	(34%)	690	(+8)
65+ years	492	(24%)	481	(+11)
Hospitalized‡	406	(20%)	391	(+15)
ICU‡	130	(6%)	125	(+5)
Deaths	54	(3%)	52	(+2)

Total Counts to Date

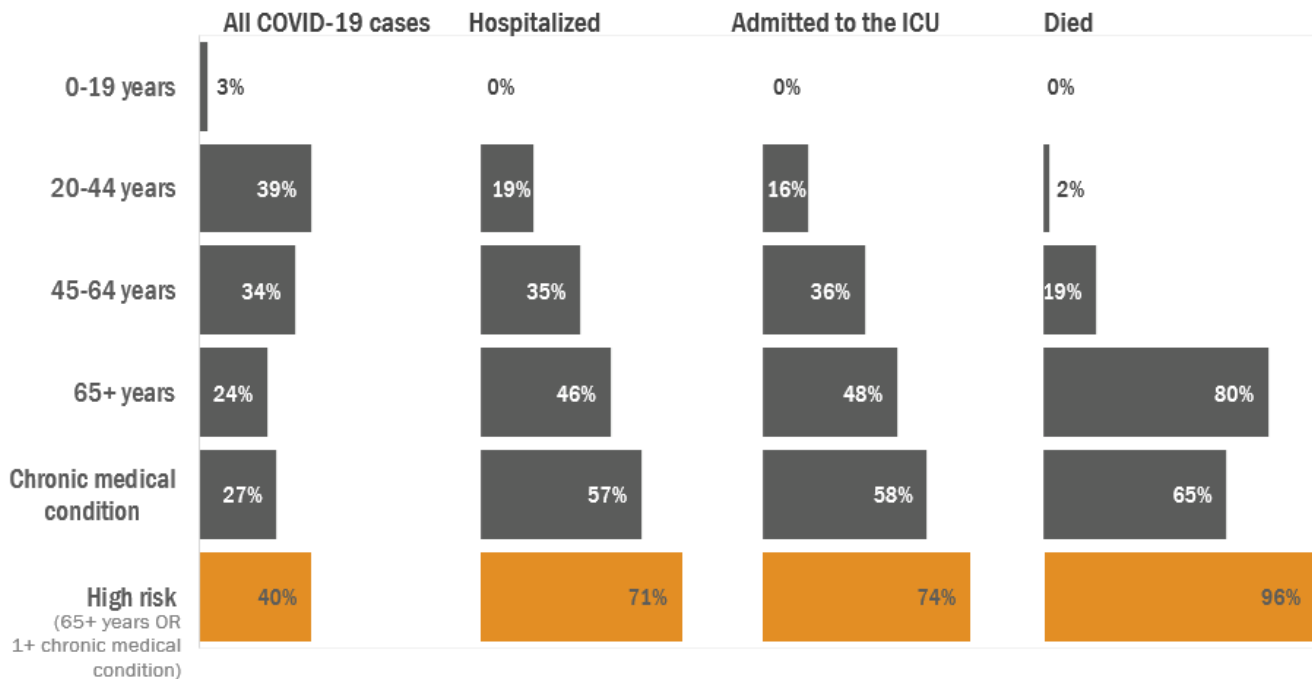
The risk of being admitted to a hospital, Intensive Care Unit (ICU), or dying due to COVID-19 infection increases with **age**.

	0-19 years		20-44 years		45-64 years		65+ years	
	Total=55	(%)	Total=811	(%)	Total=698	(%)	Total=492	(%)
Hospitalized	1	(2%)	76	(9%)	143	(20%)	186	(38%)
ICU	0	(0%)	21	(3%)	47	(7%)	62	(13%)
Died	0	(0%)	1	(0%)	10	(1%)	43	(9%)

Risk Severity by Age



People who are 65+ years of age OR who have a chronic medical condition are at **highest risk** for severe disease.



Age and Chronic Health Condition

30 long-term care facilities have had at least one resident with COVID-19.

Residents of long-term care facilities (including skilled nursing facilities, assisted living facilities, rehabilitation facilities, and hospice facilities) are at **highest risk for severe outcomes from COVID-19 infection** because they live in a communal setting and tend to be older with chronic medical conditions.



Long Term Care Facilities To-Date

Of **185** COVID-19 cases in a long-term care facility, **32%** of residents have been hospitalized and **14%** have died.