



# Melendres Cost Summary

April 15, 2019

# Melendres Court Order Timeline



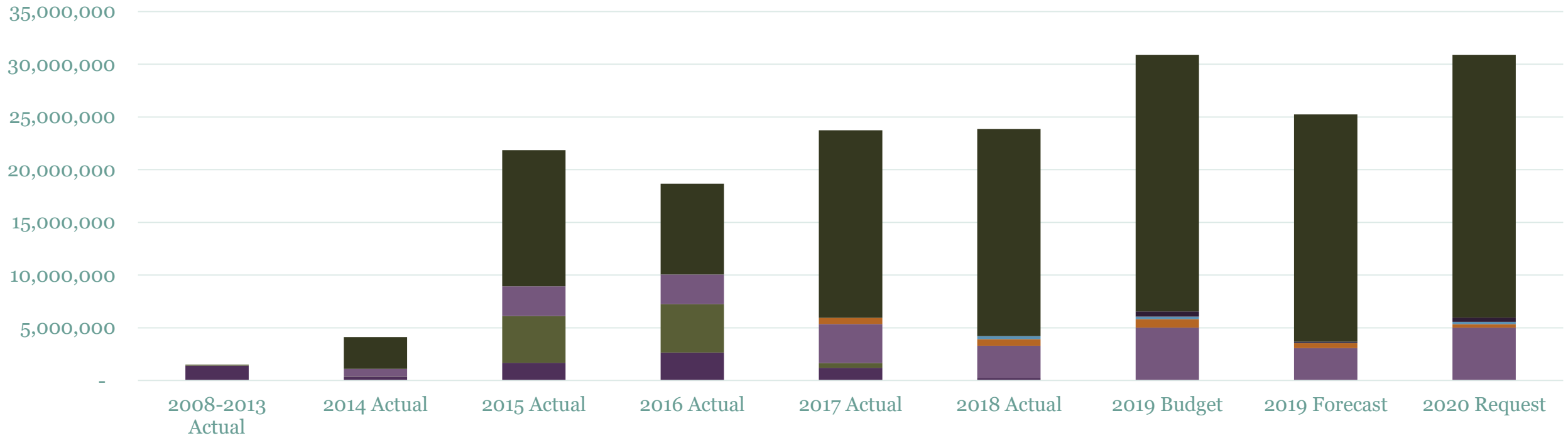
- July 2008 Ortega Melendres; et. al v. Arpaio First Amended Complaint
- May 2013: Findings of Fact and Conclusions of Law
  - Federal Court finds MCSO in violation of 4<sup>th</sup> and 14<sup>th</sup> Amendments to the Constitution
- **October 2013: Supplemental Permanent Injunction Judgment Order**
- April 2014 Amendment to Supplemental Permanent Injunction Judgment Order
- May 2016: MCSO civil contempt hearings
- **July 2016: Second Supplemental Permanent Injunction Judgment Order**
- August 2017: Amendment to the Supplemental Permanent Injunction/Judgment Order



# Melendres Related Expenditures

	2008-2013 Actual	2014 Actual	2015 Actual	2016 Actual	2017 Actual	2018 Actual	2019 Budget	2019 March YTD	2019 Forecast	2020 Estimate/ Request
Defense	1,403,365	342,067	1,677,835	2,652,808	1,195,904	257,017		181,846		
Plaintiff	94,707	18,688	4,439,242	4,589,295	465,138					
Monitor/Related		753,787	2,824,859	2,821,744	3,696,418	3,044,747	5,008,124	1,793,727	3,063,042	5,008,124
Investigator/ Disciplinarian					583,024	631,904	807,684	325,176	474,911	332,773
Community Advisory Board							15,000	15,000	15,000	15,000
Claims Administration/ Start Up/Advertising						275,400	224,600	10,036	20,000	204,600
Victims Compensation Claims							500,000	1,095	100,000	400,000
MCSO* *From County Budget and Finance Records		3,000,477	12,913,175	8,608,282	17,791,591	19,641,366	24,322,980	15,523,068	21,575,440	24,923,932
<b>Total</b>	<b>1,498,072</b>	<b>4,115,019</b>	<b>21,855,111</b>	<b>18,672,129</b>	<b>23,732,075</b>	<b>23,850,434</b>	<b>30,878,388</b>	<b>17,849,948</b>	<b>25,248,393</b>	<b>30,884,429</b>

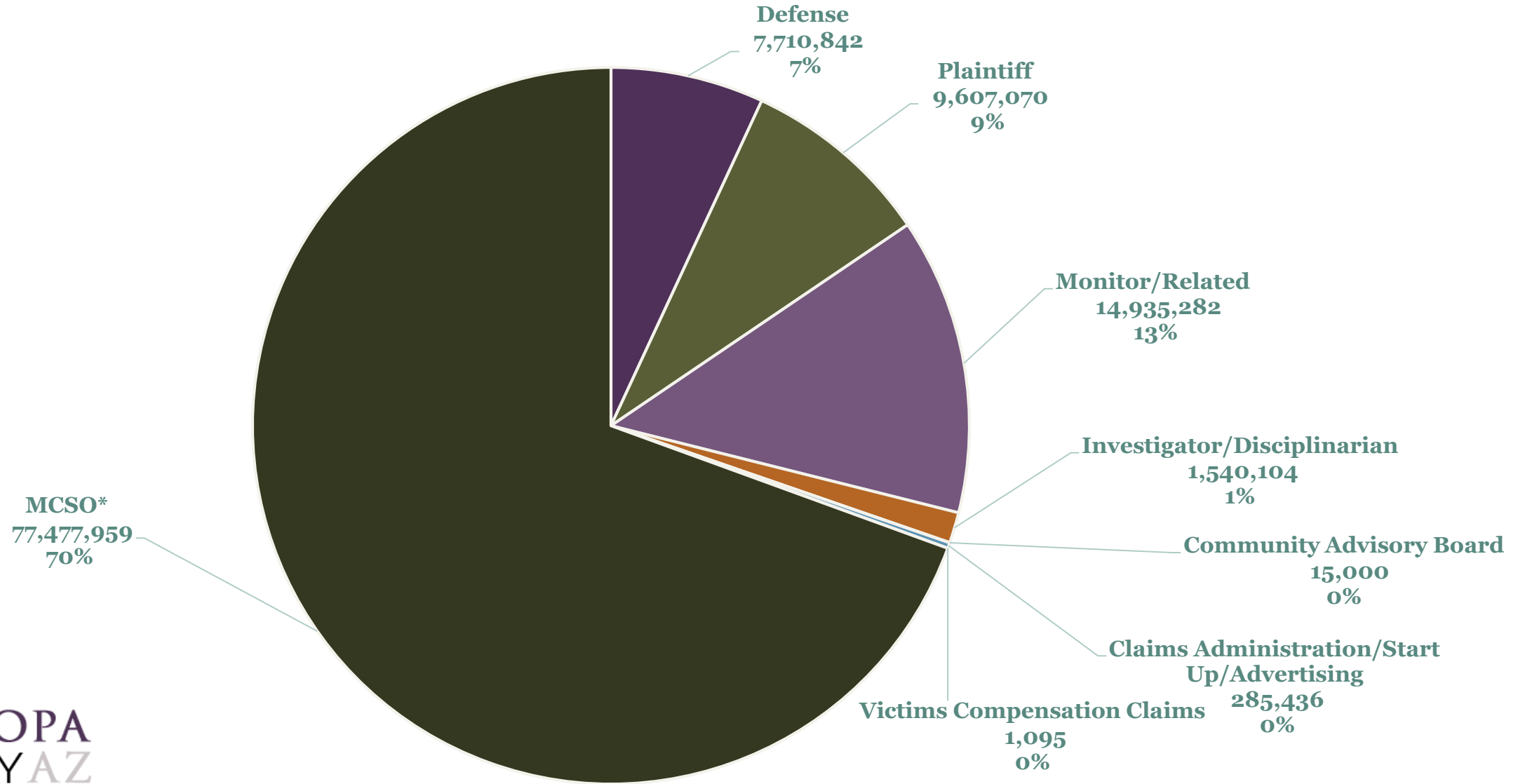
# Melendres Cost by Year



- Defense
- Investigator/Disciplinarian
- Victims Compensation Claims
- Plaintiff
- Community Advisory Board
- MCSO\*
- Monitor/Related
- Claims Administration/Start Up/Advertising

# Cumulative Expenditures through March 2019

## \$111,572,788



# FY 2019 General Fund Budget Resource Comparison

Maricopa.gov 2/7/2017



<b>Melendres</b>	
MCSO	24,322,980
Other Cost	6,555,408
<b>Total</b>	<b>30,878,388</b>

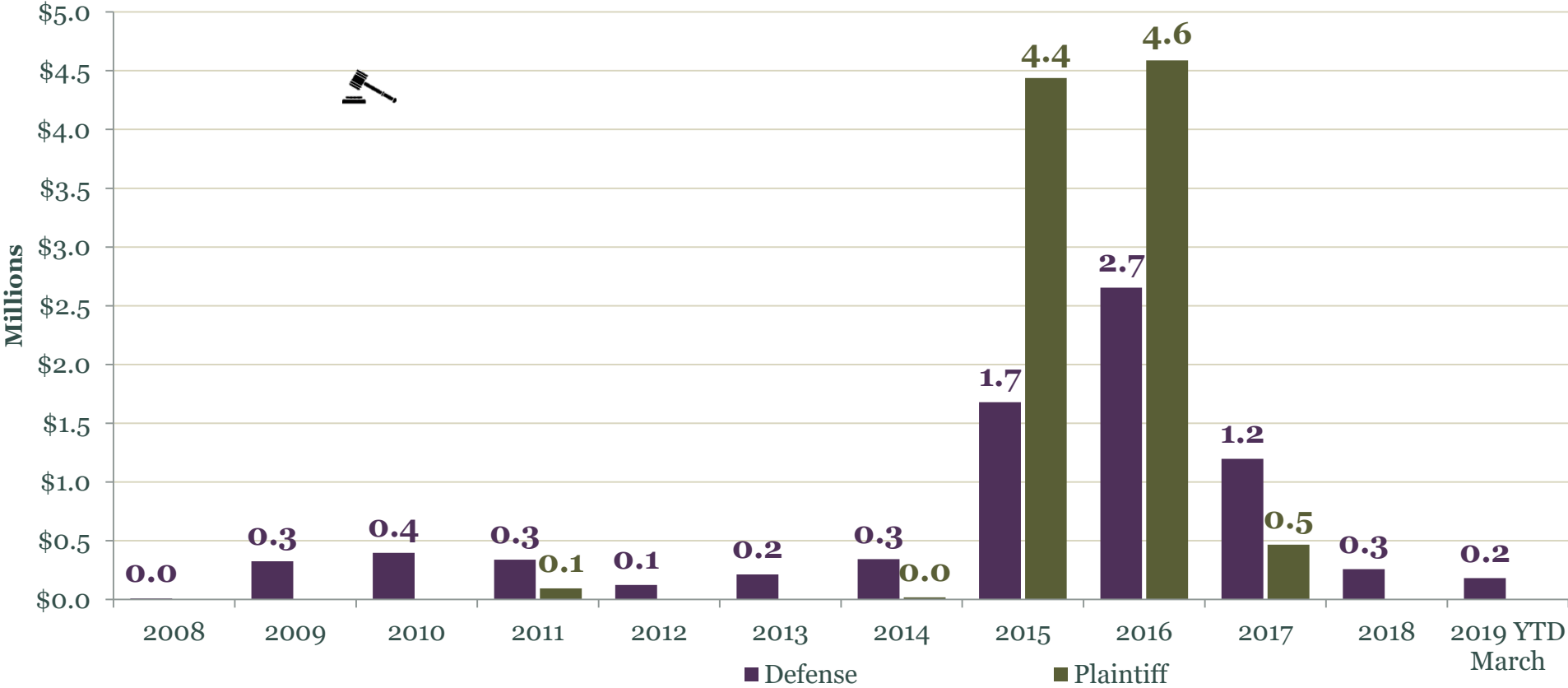
<b>Other County Services</b>	
Animal Care and Control	758,954
Parks and Recreation	878,730
Human Services	2,314,886
Public Fiduciary	4,081,104
Public Health	12,930,157
<b>Total</b>	<b>19,326,147</b>

# Melendres Attorney Expenditures



### Melendres Attorney Costs

FY 2008 - 2019



**Defense**  
\$7.71 Million

**Plaintiff**  
\$9.61 Million

**Total**  
\$17.32 Million Paid

# FY 2020 MCSO Melendres Budget

*Property Tax Impact*



## FY 2020 MCSO Requested Melendres Budget

**\$24.9 Million**

Property Tax Bill

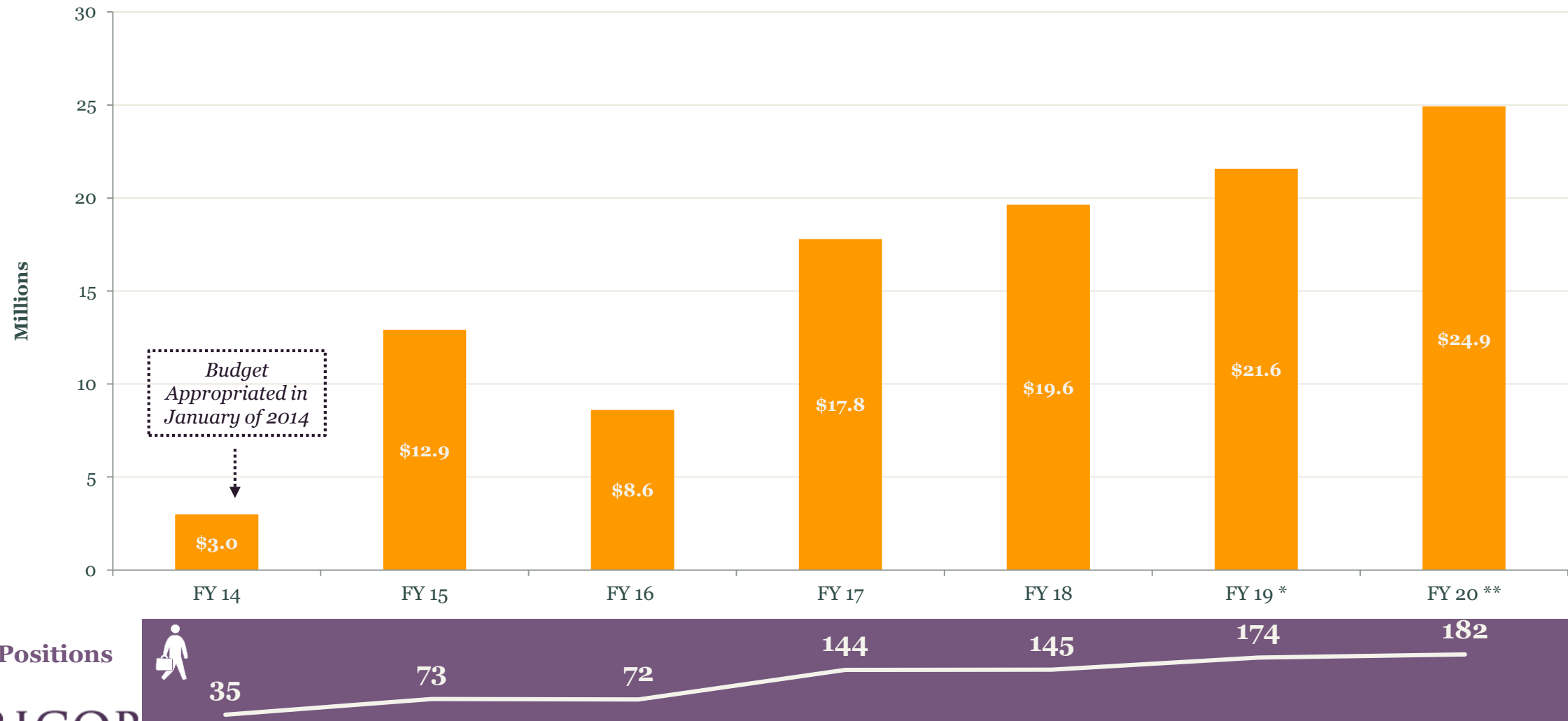


**5.67¢**

Property tax levy to pay for the FY 2020 MCSO Requested Melendres Budget

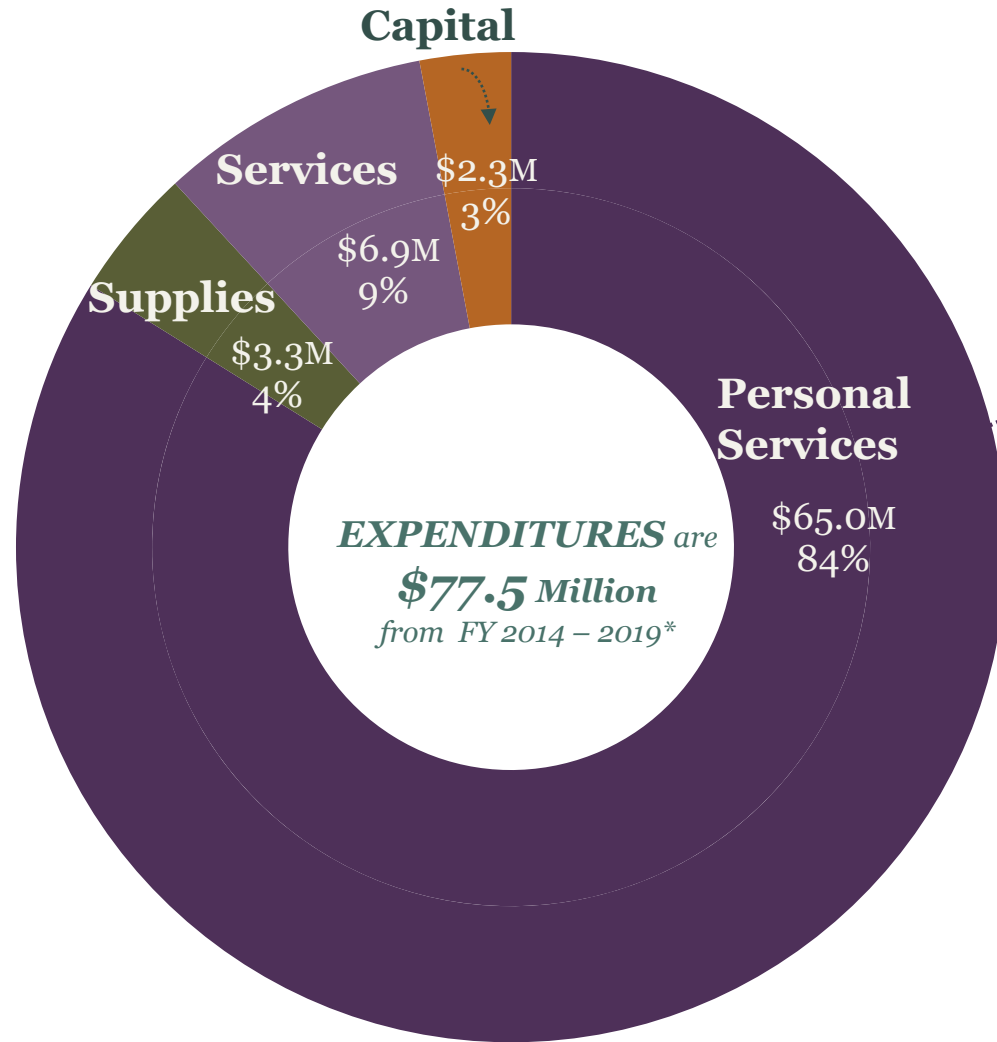


# MCSO Melendres Expenditures & Positions by Year



# MCSO Melendres Expenditures by Category

(FY 2014-2019\*)



*Personal services represents the majority of MCSO Melendres expenditures.*

\*FY 2019 Actual (thru March 2019)



MARICOPA  
COUNTYAZ