

Maricopa County Department of Public Health WEEKLY INFLUENZA UPDATE 2016-2017 Season (10/02/2016-09/30/2017)

April 20, 2017

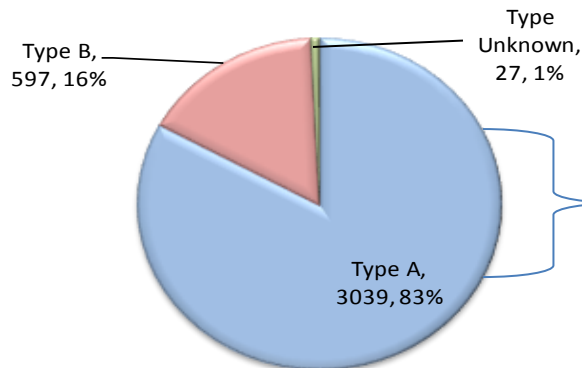
2016-2017 Week 15(04/09/2017-04/15/2017)

The Influenza Season is defined by MMWR surveillance weeks, beginning week 40 (October) and continues through week 39 (the following September).

The first official day of the 2016-2017 Influenza Season was October 2, 2016 and the surveillance season will continue through September 30, 2017. Maricopa County identified its first locally-acquired influenza case of the 2016-2017 season in week 40 (October 2016).

- Since October 2, 2016, **3663** cases have been laboratory-confirmed
- Arizona reported **REGIONAL** activity for week 15
- ILI (Influenza like Illness) took a decrease in Outpatient Clinics.

Types of Influenza in Maricopa County



Type A Subtypes	Total Cases	%
H1N1	20	1%
H3	952	31%
Unknown	2067	68%

Table of Contents

- [Lab Confirmed influenza cases](#)
- [Types of influenza](#)
- [P&I Deaths](#)
- [ILI Activity at Hospital Emergency Departments](#)
- [Absentee Activity in Maricopa County Schools](#)

Annual Reports



www.FluNearYou.org

Influenza Activity Levels, 2013-2017

	2016-2017	2015-2016	2014-2015	2013-2014
First Confirmed Case, no travel	10/03/2016	10/04/2015	10/03/2014	10/04/2013
Weeks w/Widespread Activity (AZ)	Week 6 - 9	Week 5 - 14	Weeks 1-6	Weeks 3-8
Weeks w/Hospital ILI above Regional Threshold	Week 49, 52 & 1-15	Week 51 - 16	Weeks 50-11	Weeks 52-9
Weeks w/Outpatient visits above the Threshold	Weeks 47,48, 50-52 & 1-3, 5-10 & 14	Weeks 45-52, 1-21, 23, 35 & 36	Weeks 48, 50-52, 1-10, 12-14	Weeks 51-52 & 1-11
Peak Week	Week 6 (2/5-2/11/2016)	Week 8 (2/21-2/27/2016)	Week 3 (1/18-24/2015)	Week 6 (2/2-8/2014)
Number of Pediatric Deaths	0	3	1	1
Total Cases	3663	14,353	6,601	6,658

Maricopa County Department of Public Health
INFLUENZA UPDATE
October 2, 2016 through April 15, 2017
Posted April 20, 2017

Individuals with Laboratory Confirmed Influenza

The 2016-2017 influenza season starts on 10/02/2016 (week 40) and continues through 9/30/2017 (week 39). This influenza season (2016-17), there have been **3663** laboratory confirmed influenza cases. The State of Arizona has reported **regional activity for Week 15 (4/9 – 4/15/2017)**. The chart below shows influenza laboratory test results. This graph represents each week of the current season (**red**) and previous seasons.

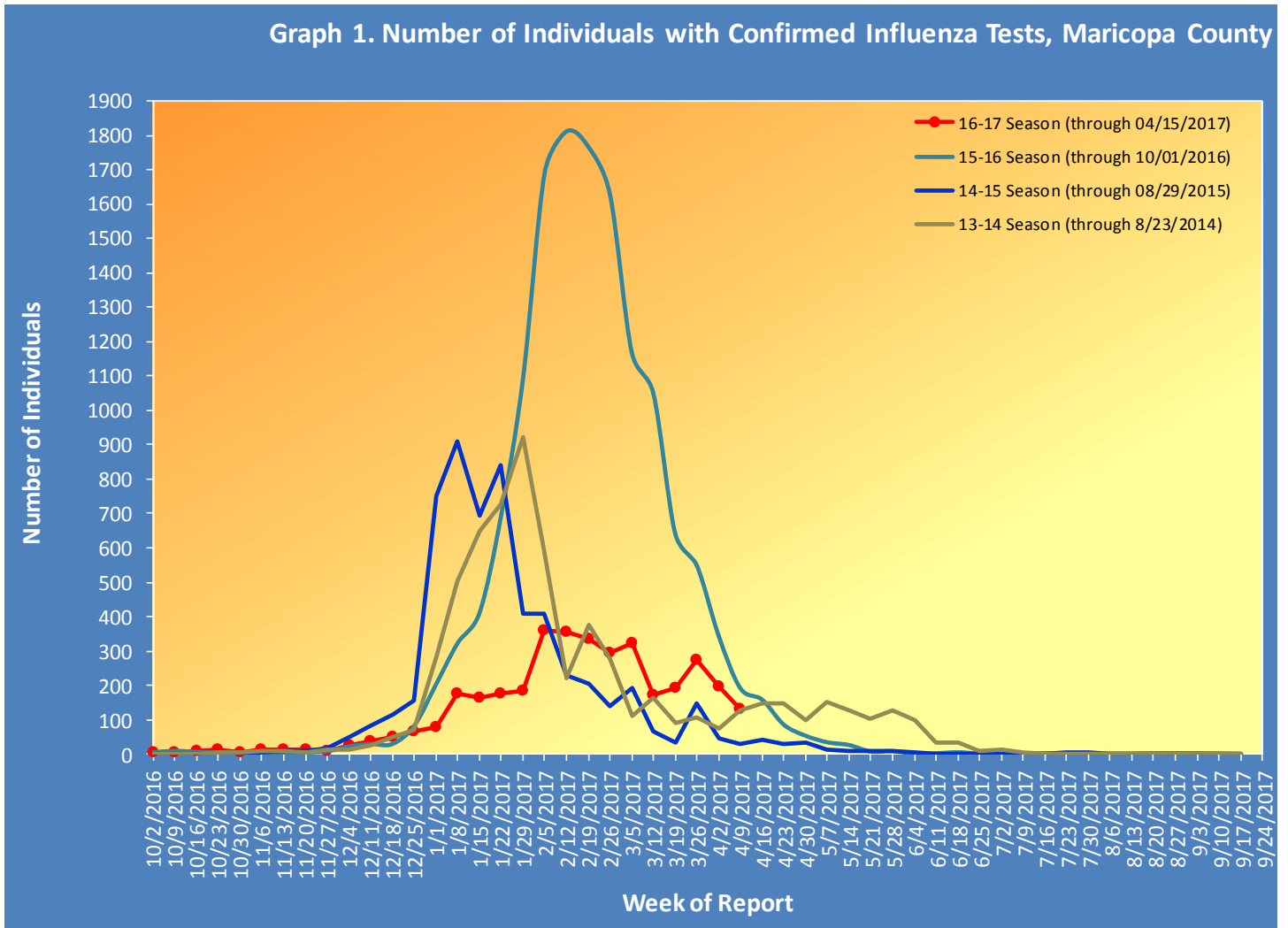


Table 1 shows the number of laboratory-confirmed cases.

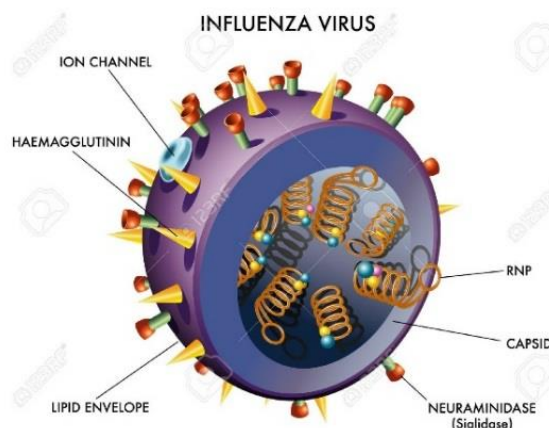
Table 1. Laboratory-Confirmed Influenza Cases Compared to Last Week and Last Season, Maricopa County		
Total	Cumulative Season Total	Current Week Total
2016-2017	3663	131
2015-2016	13735	344
3 season average	8127	154
<i>% increase compared to 2015-2016 season</i>	-73%	-62%
<i>% increase compared to 3 season average</i>	-55%	-15%
<i>% increase compared to last week</i>	4%	-33%

Types of Influenza

This influenza season **3663** confirmed cases of influenza have been reported.

Table 2 shows the number and percentage of cases reported by influenza type and subtype.

Table 2. Types/Subtypes of Influenza by Test, 2016-2017 Season, Maricopa		
Total	3663	100%
Type A	3039	83%
<i>Subtype 2009 H1N1</i>	20	1%
<i>Subtype H3</i>	952	31%
<i>Subtyping not performed or unknown</i>	2067	68%
Type B	597	16%
Type Unknown	27	1%

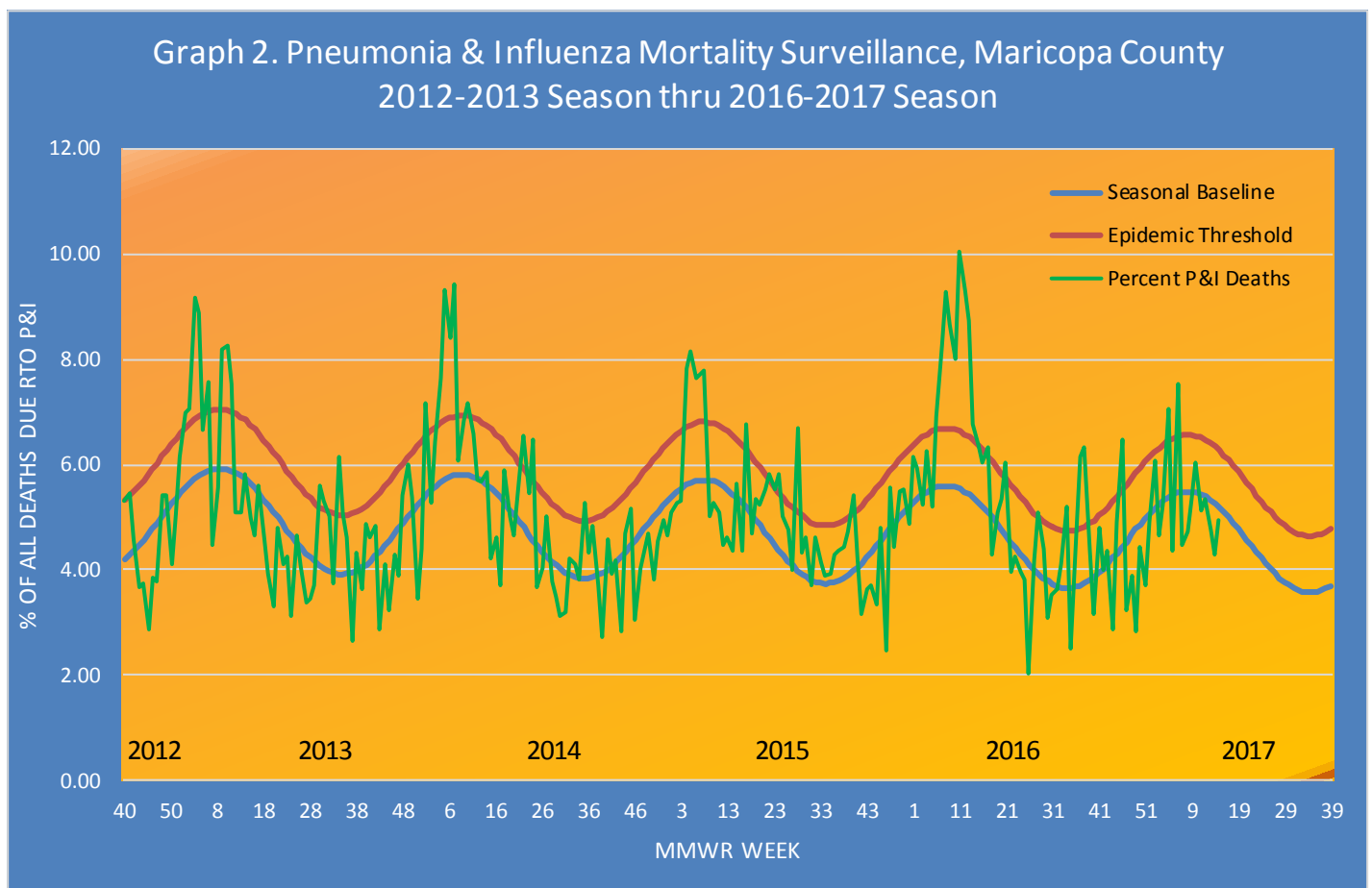


Pneumonia and Influenza (P&I) Deaths

This influenza season there have been **735** pneumonia and influenza (P&I) deaths. There has been **20** adult influenza related mortality reported this season in Maricopa County.

Table 3 shows the number of P&I deaths and the number of influenza deaths that occurred this season and last season.

Table 3. Pneumonia and Influenza (P&I) Deaths, 2016-17 & 2015-16 Seasons, Maricopa County				
	Current Season (2016-2017) As of [04/15/2017]		Last Season (2015-2016) As of [04/16/2016]	
	Pneumonia and Influenza	Influenza	Pneumonia and Influenza	Influenza
Pediatric (Under Age 18)	5	0	11	2
Adult (18 and Over)	730	20	949	77

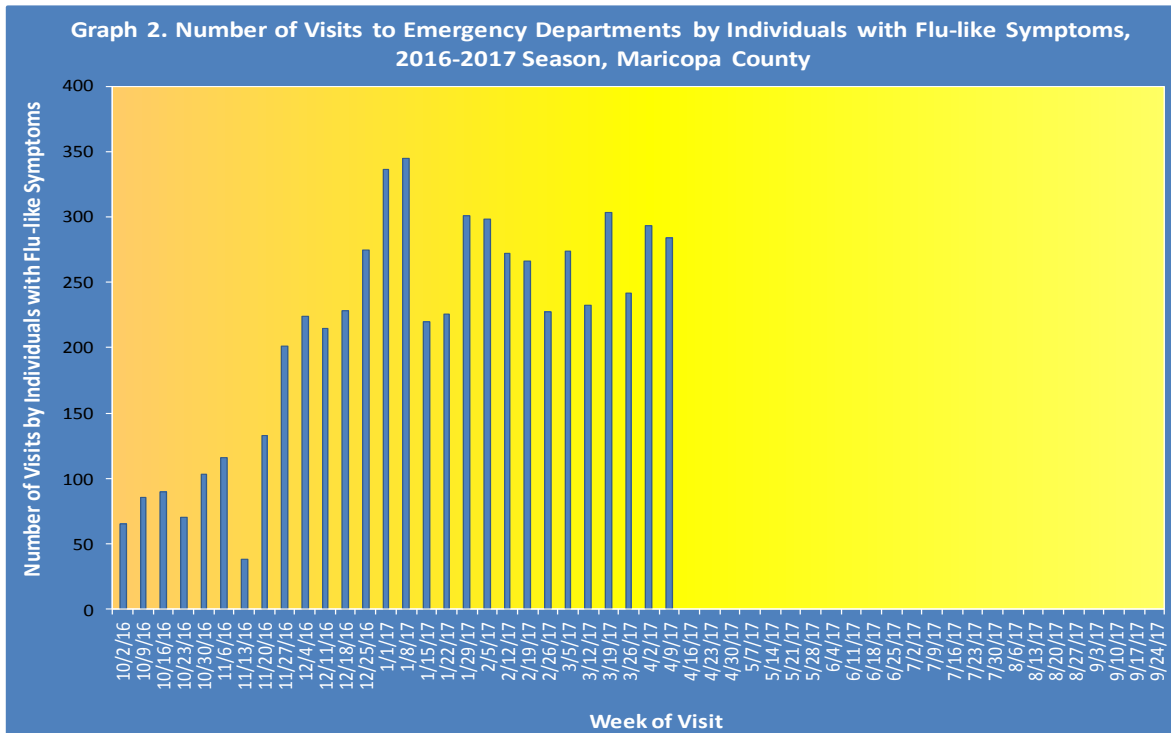


Based on Arizona Department of Vital Registration mortality surveillance data available on **April 15, 2017**, **4.96%** of the deaths occurring during Week **15(4/9-4/15/2017)** were due to P&I. This percentage is **below** the epidemic threshold of **5.19% for week 15**.

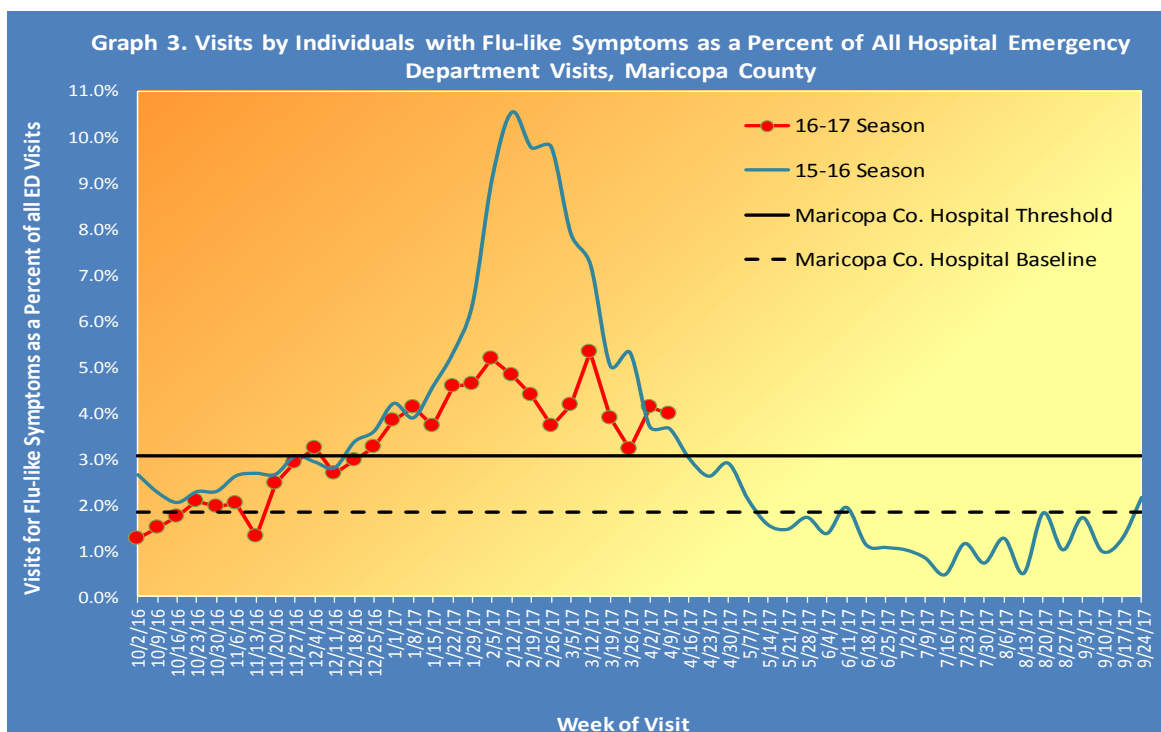
Influenza Like Illness Activity at Hospital Emergency Departments

This influenza season there have been **5962** visits to emergency departments by individuals with flu-like symptoms. To be counted as an individual with flu-like symptoms, the patient must have both fever and cough/sore throat.

Graph 2 shows the number of patients with flu-like symptoms seen at 12 emergency departments.

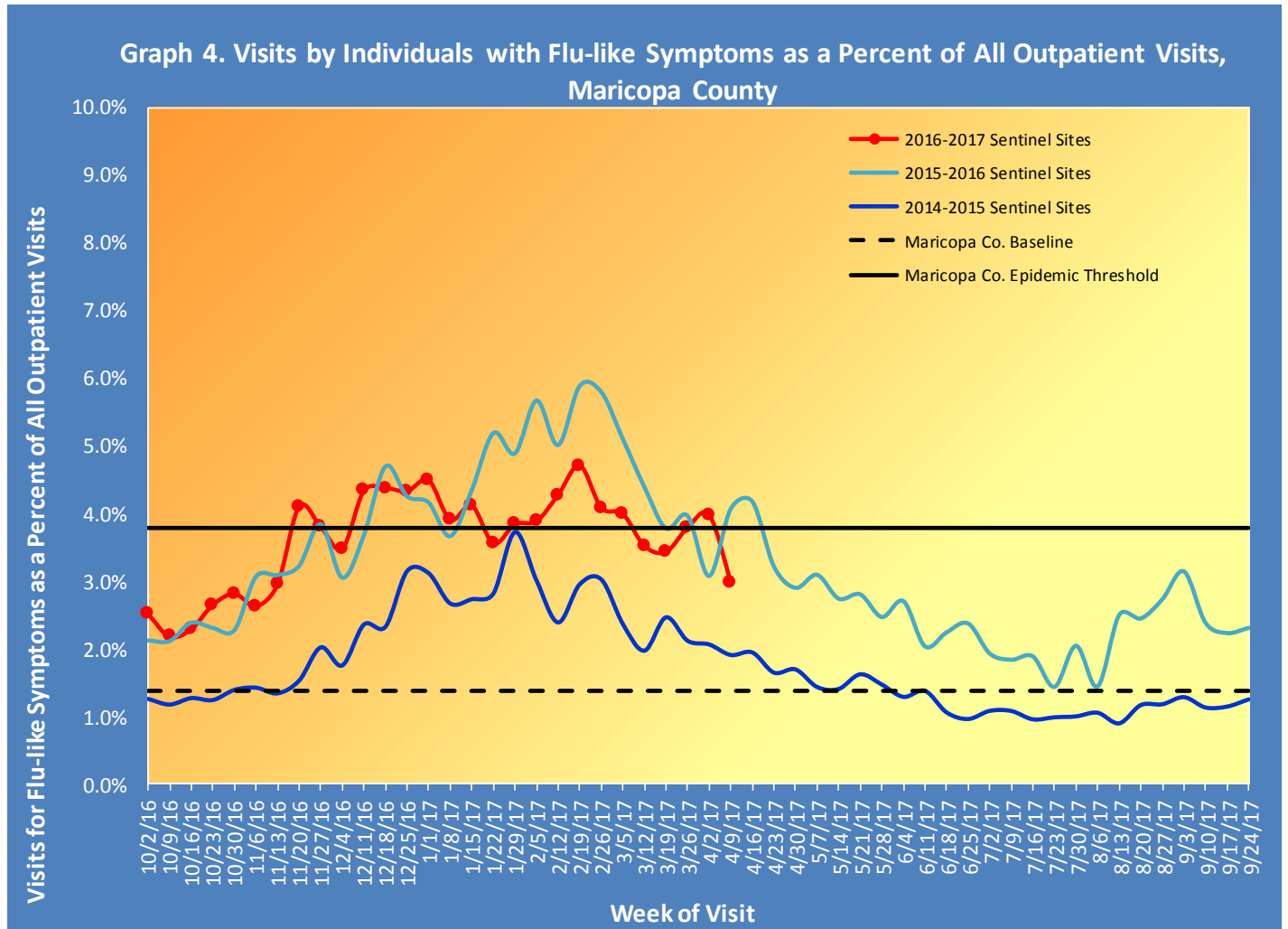


Graph 3 shows what percent of all emergency department visits were individuals with flu-like symptoms (fever and cough/sore throat). The graph shows the trend week by week, with the current season in red.



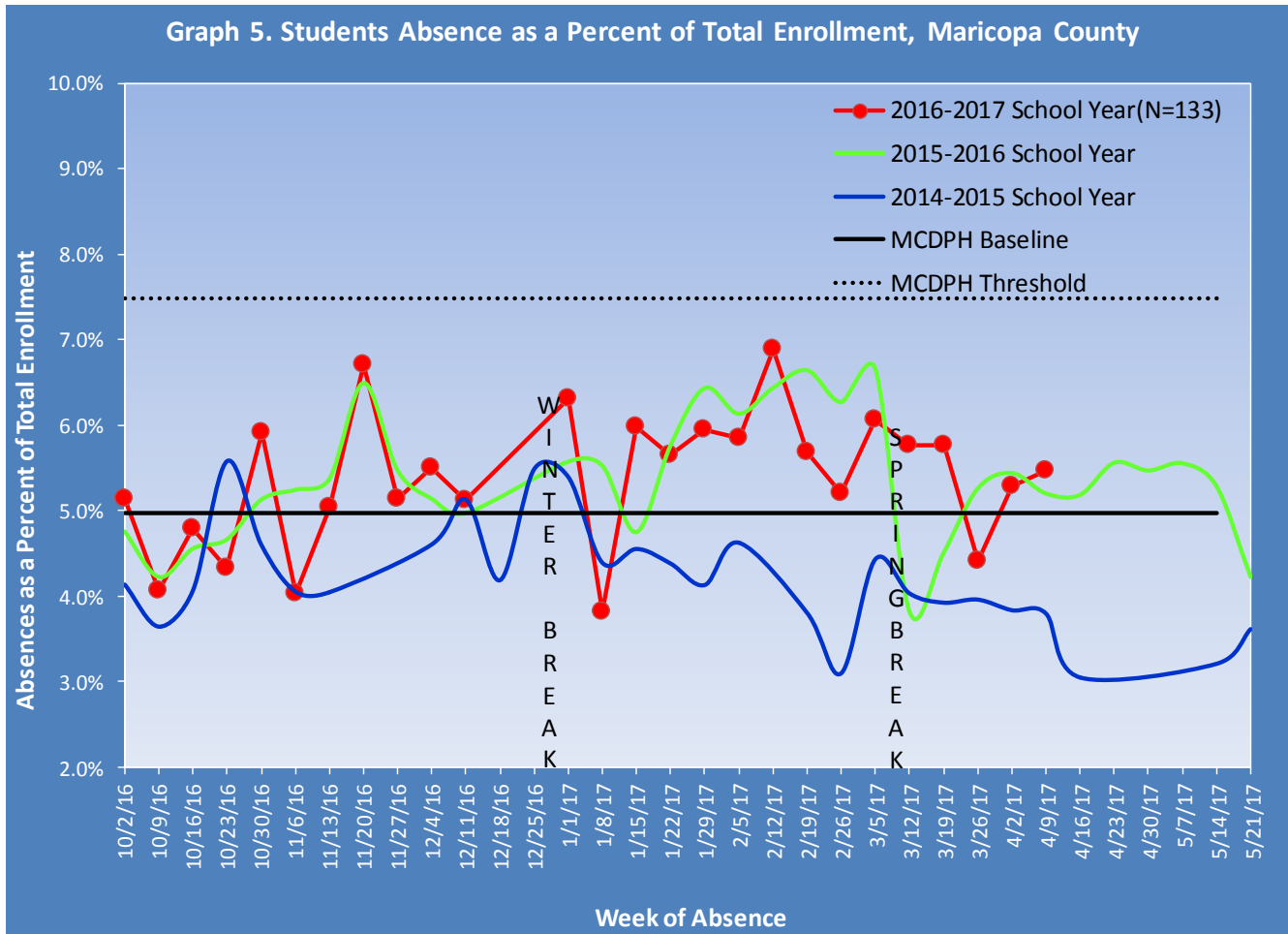
Influenza-Like Illness Activity at Sentinel Site Outpatient Facilities Reported to the Centers for Disease Control and Prevention (CDC)

Maricopa County sentinel sites (outpatient facilities) report visits due to flu-like symptoms. This week, **3.09%** of visits at outpatient facilities were due to flu-like symptoms, last week outpatient facilities reported **4.32%**.



Absentee Activity at Schools

Graph 5 shows the percent of students reported absent and illustrates the week by week trend, for the current school year (No school surveillance due to winter break & spring break).



**The Maricopa County Department of Public Health wishes to thank all of the
Influenza surveillance participants:**

Arizona Department of Health Services

Local Hospital Emergency Departments & Infection Control Practitioners

Local Outpatient Facilities and Medical Directors

Maricopa County Public Schools

Maricopa County Office of Vital Statistics

Questions about this report may be directed to:

epidemiology@mail.maricopa.gov

**Information on influenza activity for the state, the U.S. and the world may be found
at the following websites:**

<http://www.azdhs.gov/phs/oids/epi/flu/index.htm> (ADHS)

<http://www.cdc.gov/flu/weekly/fluactivitysurv.htm> (CDC)

http://www.who.int/influenza/gisrs_laboratory/updates/en/index.html (WHO)