

## Maricopa County Department of Public Health WEEKLY INFLUENZA UPDATE 2016-2017 Season (10/02/2016-09/30/2017)

Reported February 23, 2017

2016-2017 Week 7(02/12/2017-02/18/2017)

*The Influenza Season is defined by MMWR surveillance weeks, beginning week 40 (October) and continues through week 39 (the following September).*

### Table of Contents

- [Lab Confirmed influenza cases](#)
- [Types of influenza](#)
- [P&I Deaths](#)
- [ILI Activity at Hospital Emergency Departments](#)
- [Absentee Activity in Maricopa County Schools](#)

### Annual Reports

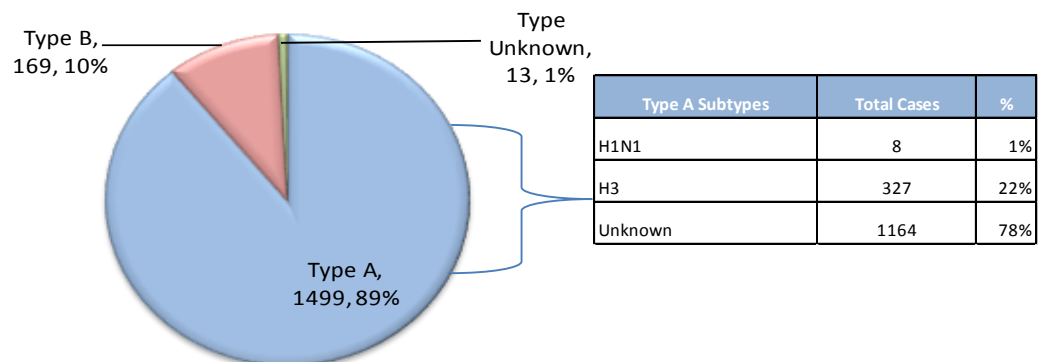


[www.FluNearYou.org](http://www.FluNearYou.org)

The first official day of the 2016-2017 Influenza Season was October 2, 2016 and the surveillance season will continue through September 30, 2017. Maricopa County identified its first locally-acquired influenza case of the 2016-2017 season in week 40 (October 2016).

- Since October 2, 2016, **1681** cases have been laboratory-confirmed
- Arizona reported **WIDESPREAD** activity for week 7
- ILI (Influenza like Illness) is above the threshold in Outpatient Clinics.

### Types of Influenza in Maricopa County



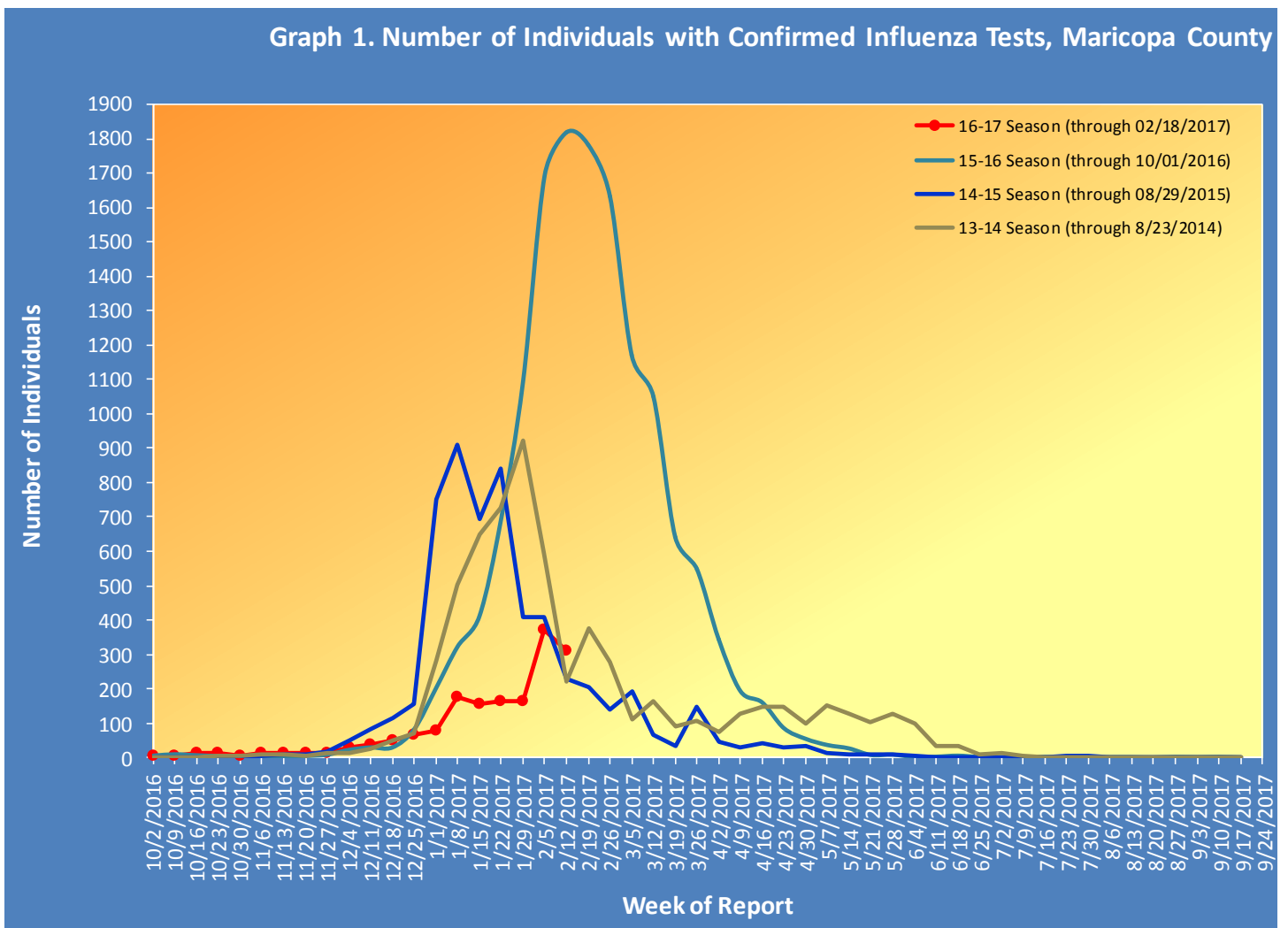
### Influenza Activity Levels, 2013-2017

	2016-2017	2015-2016	2014-2015	2013-2014
First Confirmed Case, no travel	10/03/2016	10/04/2015	10/03/2014	10/04/2013
Weeks w/Widespread Activity (AZ)	Week 6 - 7 (2/5-2/18)	Week 5 - 14 (1/31-2/20/2016)	Weeks 1-6 (1/4-2/14/2015)	Weeks 3-8 (1/12-2/22/2014)
Weeks w/Hospital ILI above Regional Threshold	Week 49, 52 & 1-7	Week 51 - 16 (12/20/2015-4/2/2016)	Weeks 50-11 (12/7- 3/21/2015)	Weeks 52-9 (12/22-3/1/2014)
Weeks w/Outpatient visits above the Threshold	Weeks 47,48, 50 - 52 & 1-3 & 5-7	Weeks 45-52, 1-21, 23, 35 & 36	Weeks 48, 50-52, 1-10, 12-14	Weeks 51-52 & 1-11
Peak Week		Week 8 (2/21-2/27/2016)	Week 3 (1/18-24/2015)	Week 6 (2/2-8/2014)
Number of Pediatric Deaths	0	3	1	1
Total Cases	1681	14,353	6,601	6,658

**Maricopa County Department of Public Health  
INFLUENZA UPDATE  
October 2, 2016 through February 18, 2017  
Posted February 23, 2017**

**Individuals with Laboratory Confirmed Influenza**

The 2016-2017 influenza season starts on 10/02/2016 (week 40) and continues through 9/30/2017 (week 39). This influenza season (2016-17), there have been **1681** laboratory confirmed influenza cases. The State of Arizona has reported **widespread activity for Week 7 (2/12 – 2/18/2017)**. The chart below shows influenza laboratory test results. This graph represents each week of the current season (**red**) and previous seasons. (These numbers are provisional due to a slight back-log in data-entry.)



**Table 1** shows the number of laboratory-confirmed cases.

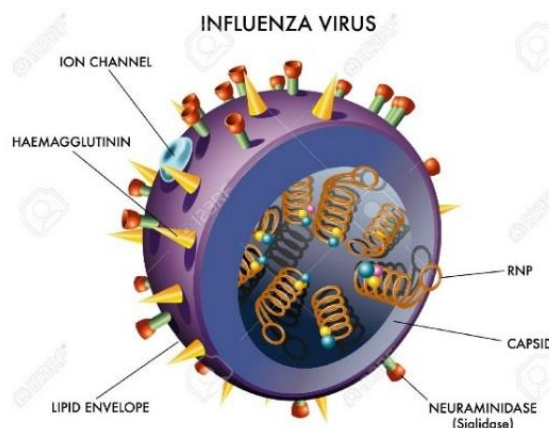
Table 1. Laboratory-Confirmed Influenza Cases Compared to Last Week and Last Season, Maricopa County		
Total	Cumulative Season Total	Current Week Total
2016-2017	1681	310
2015-2016	4775	1694
3 season average	4317	898
<i>% increase compared to 2015-2016 season</i>	-65%	-82%
<i>% increase compared to 3 season average</i>	-61%	-65%
<i>% increase compared to last week</i>	23%	-17%

## Types of Influenza

This influenza season **1681** confirmed cases of influenza have been reported.

**Table 2** shows the number and percentage of cases reported by influenza type and subtype.

Table 2. Types/Subtypes of Influenza by Test, 2016-2017 Season, Maricopa		
Total	1681	100%
Type A	1499	89%
<i>Subtype 2009 H1N1</i>	8	1%
<i>Subtype H3</i>	327	22%
<i>Subtyping not performed or unknown</i>	1164	78%
Type B	169	10%
Type Unknown	13	1%

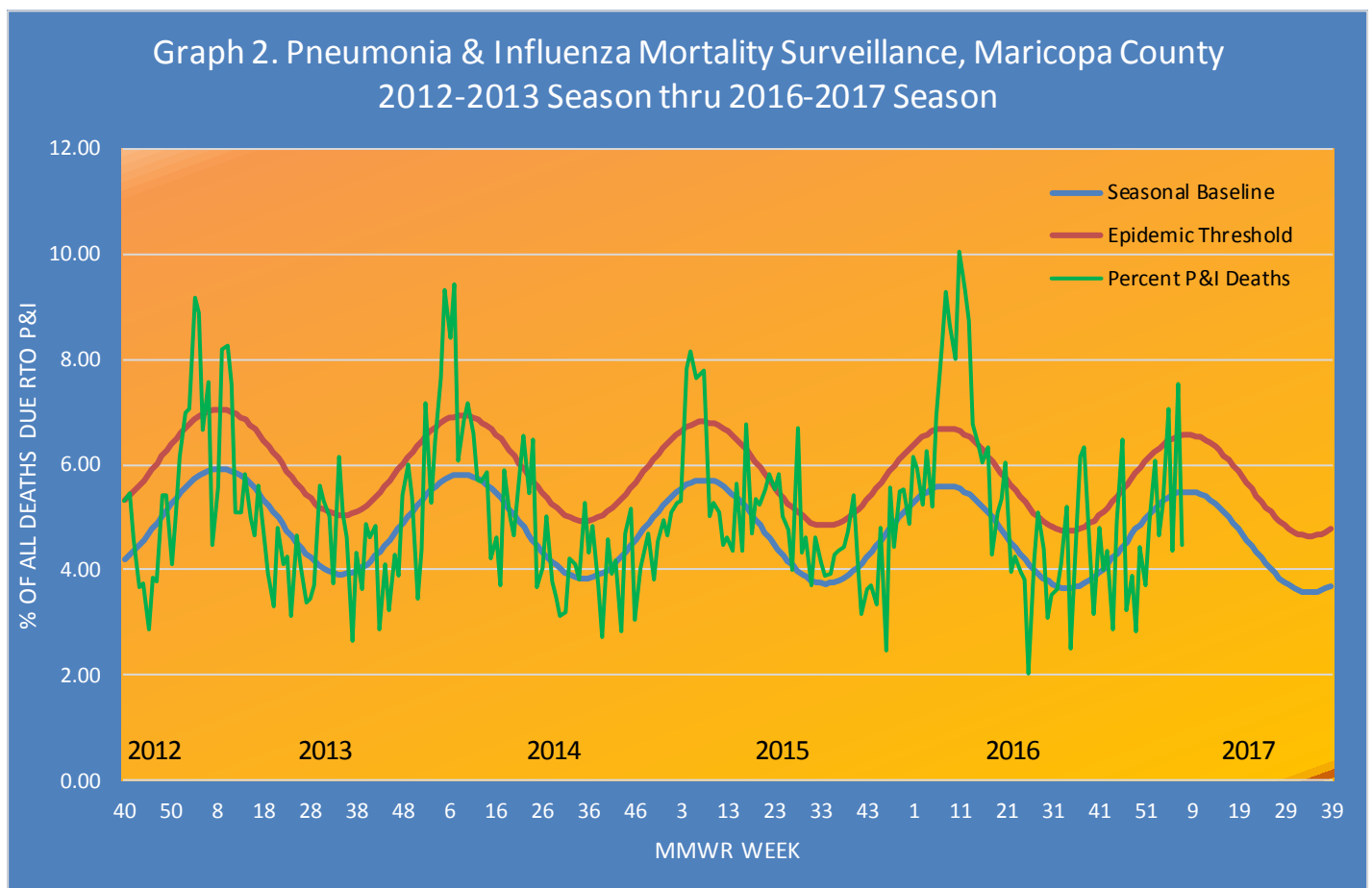


## Pneumonia and Influenza (P&I) Deaths

This influenza season there have been **498** pneumonia and influenza (P&I) deaths. There has been **9** adult influenza related mortality reported this season in Maricopa County.

**Table 3** shows the number of P&I deaths and the number of influenza deaths that occurred this season and last season.

Table 3. Pneumonia and Influenza (P&I) Deaths, 2016-17 & 2015-16 Seasons, Maricopa County				
	Current Season (2016-2017) As of [02/18/2017]		Last Season (2015-2016) As of [02/20/2016]	
	Pneumonia and Influenza	Influenza	Pneumonia and Influenza	Influenza
Pediatric (Under Age 18)	3	0	9	1
Adult (18 and Over)	495	8	547	15

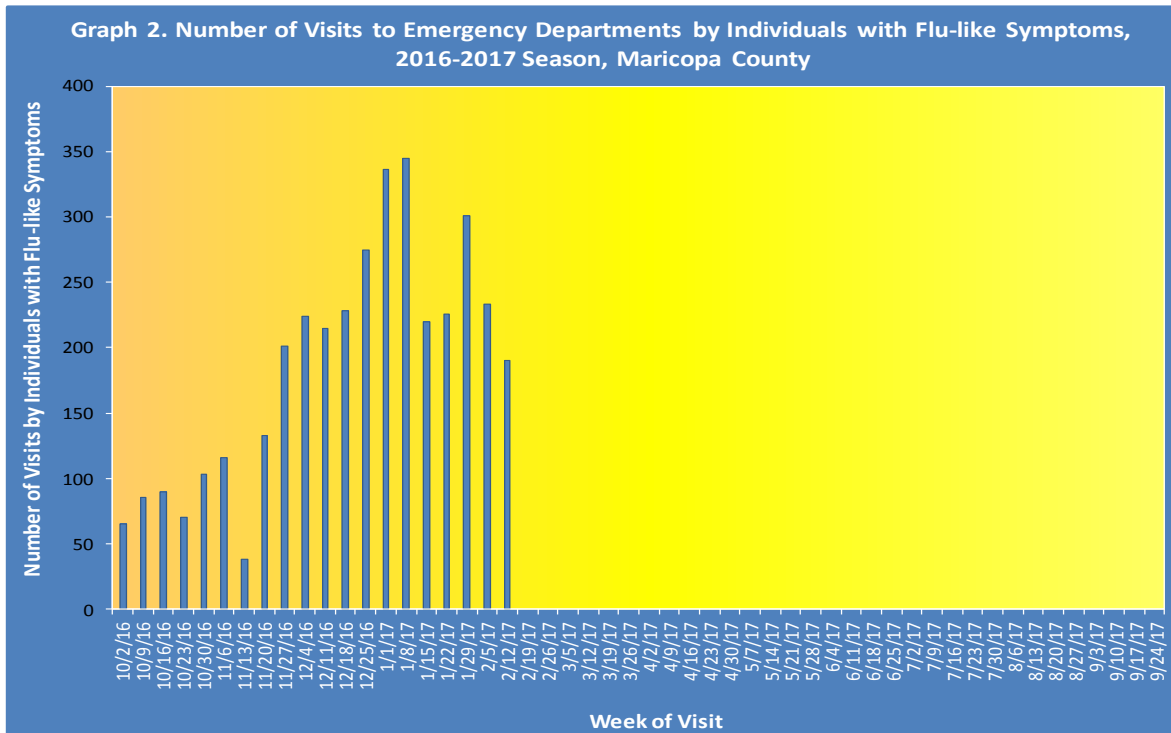


Based on Arizona Department of Vital Registration mortality surveillance data available on **February 18, 2017**, **4.46%** of the deaths occurring during Week 7(2/12-2/18/2017) were due to P&I. This percentage is **below** the epidemic threshold of **6.56% for week 7**.

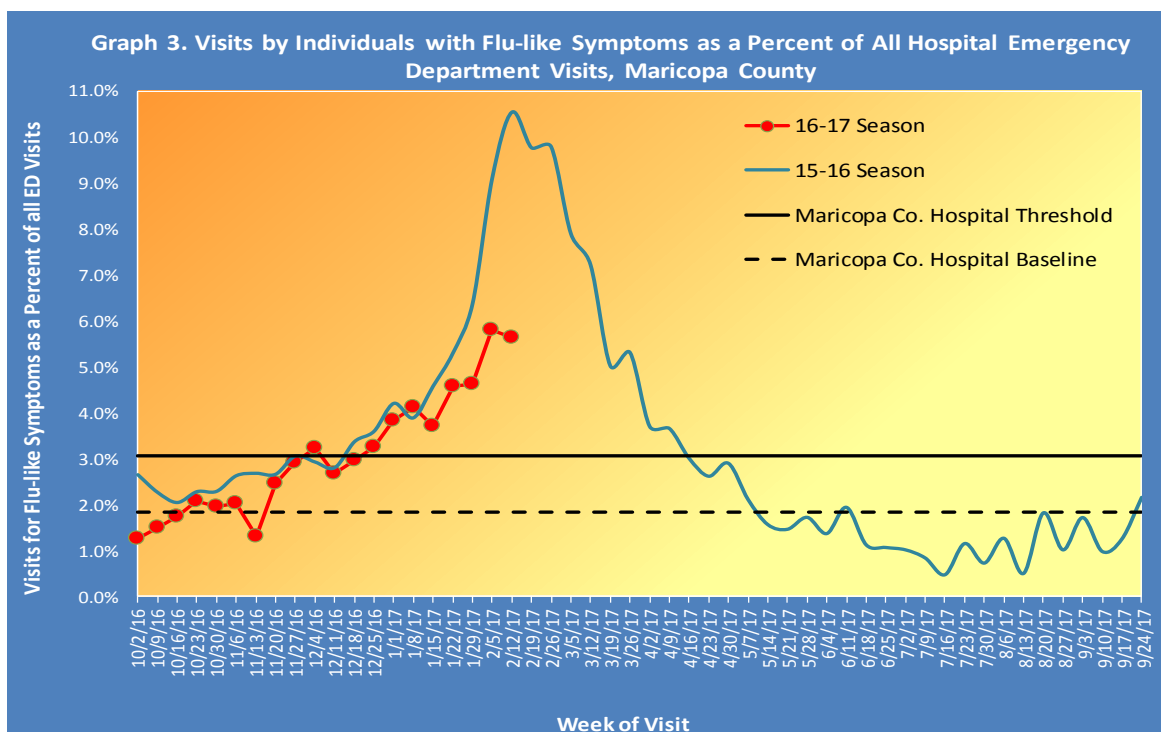
## Influenza Like Illness Activity at Hospital Emergency Departments

This influenza season there have been **3694** visits to emergency departments by individuals with flu-like symptoms. To be counted as an individual with flu-like symptoms, the patient must have both fever and cough/sore throat.

**Graph 2** shows the number of patients with flu-like symptoms seen at 12 emergency departments.

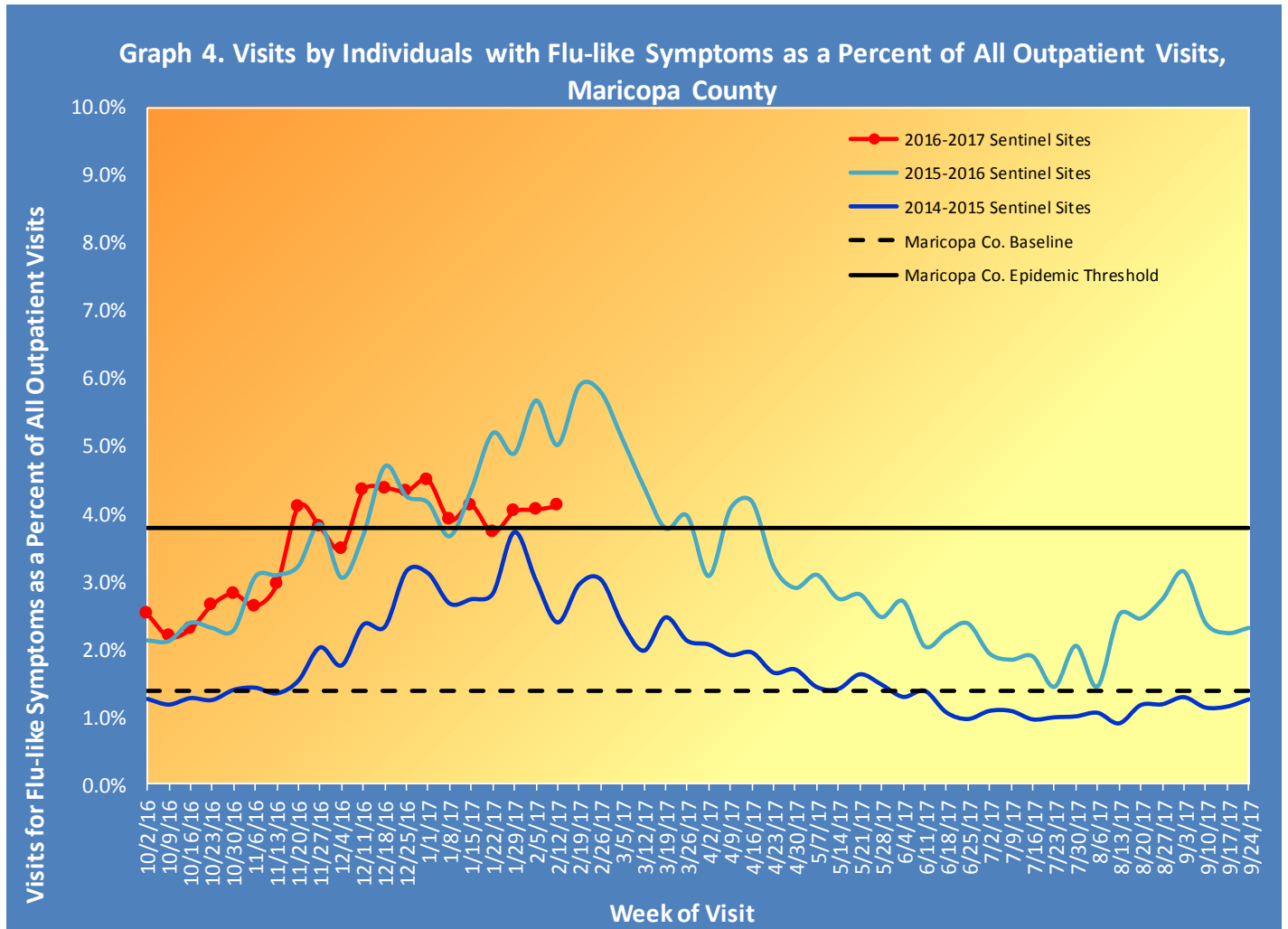


**Graph 3** shows what percent of all emergency department visits were individuals with flu-like symptoms (fever and cough/sore throat). The graph shows the trend week by week, with the current season in red.



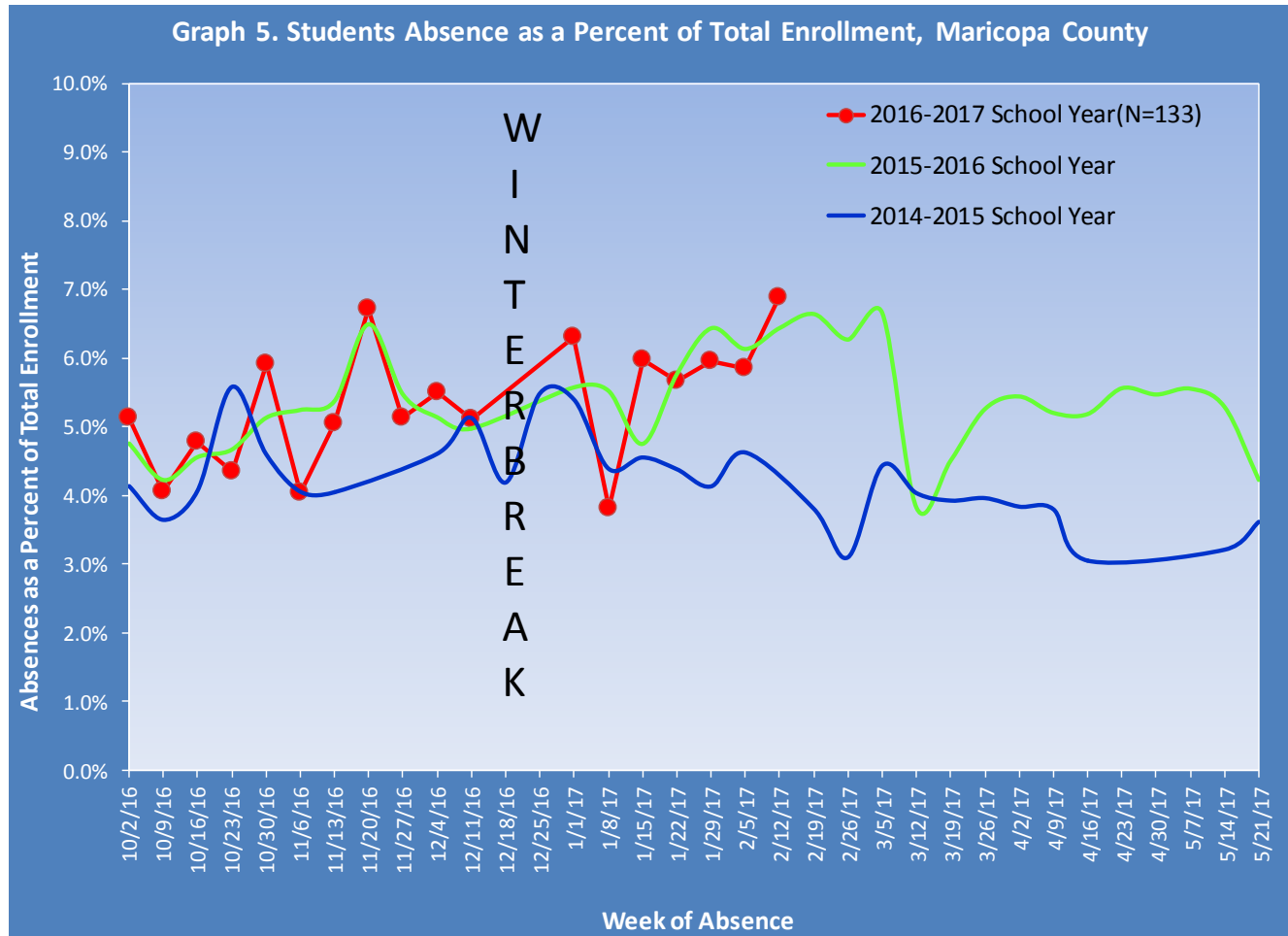
## Influenza-Like Illness Activity at Sentinel Site Outpatient Facilities Reported to the Centers for Disease Control and Prevention (CDC)

Maricopa County sentinel sites (outpatient facilities) report visits due to flu-like symptoms. This week, **4.11%** of visits at outpatient facilities were due to flu-like symptoms, last week outpatient facilities reported **4.05%**.



## Absentee Activity at Schools

**Graph 5** shows the percent of students reported absent and illustrates the week by week trend, for the current school year (No school surveillance due to winter break).



**The Maricopa County Department of Public Health wishes to thank all of the**

**Influenza surveillance participants:**

*Arizona Department of Health Services*

*Local Hospital Emergency Departments & Infection Control Practitioners*

*Local Outpatient Facilities and Medical Directors*

*Maricopa County Public Schools*

*Maricopa County Office of Vital Statistics*

**Questions about this report may be directed to:**

[epidemiology@mail.maricopa.gov](mailto:epidemiology@mail.maricopa.gov)

**Information on influenza activity for the state, the U.S. and the world may be found  
at the following websites:**

<http://www.azdhs.gov/phs/oids/epi/flu/index.htm> (ADHS)

<http://www.cdc.gov/flu/weekly/fluactivitysurv.htm> (CDC)

[http://www.who.int/influenza/gisrs\\_laboratory/updates/en/index.html](http://www.who.int/influenza/gisrs_laboratory/updates/en/index.html) (WHO)