

Maricopa County Department of Public Health WEEKLY INFLUENZA UPDATE 2015-2016 Season (10/04/2015-10/01/2016)

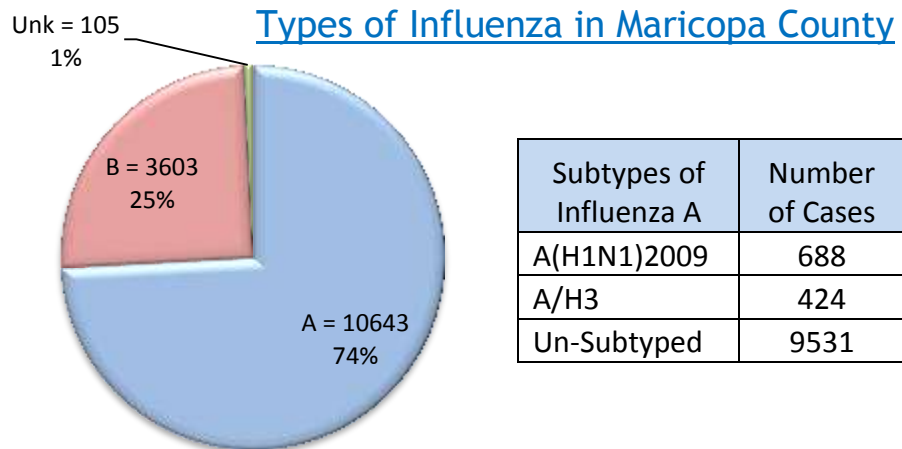
Reported September 8, 2016

2015-2016 Week 34-35(8/21/2016-9/3/2016)

The Influenza Season is defined by MMWR surveillance weeks, beginning week 40 (October) and continues through week 39 (the following September).

The first day of the 2015-2016 influenza season was October 4, 2015 and the surveillance season will continue through October 1, 2016. Maricopa County identified its first locally-acquired influenza case of the 2015-2016 season in week 40 (October 2015).

- Since October 4, 2015, **14,351** cases have been laboratory-confirmed
- Arizona reported **SPORADIC** activity for week 36 and **SPORADIC** for week 37
- ILI (Influenza Like Illness) is meeting the threshold in Outpatient Clinics.
- Three pediatric deaths reported

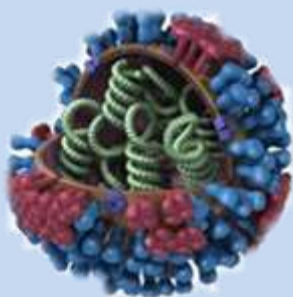


Subtypes of Influenza A	Number of Cases	%
A(H1N1)2009	688	6%
A/H3	424	4%
Un-Subtyped	9531	90%

Table of Contents

- [Lab Confirmed influenza cases](#)
- [Types of influenza](#)
- [P&I Deaths](#)
- [ILI Activity at Hospital Emergency Departments](#)
- [Absentee Activity in Maricopa County Schools](#)

Annual Reports



Influenza Activity Levels, 2012-2016

	2015-2016*	2014-2015	2013-2014	2012-2013
First Confirmed Case, no travel	10/04/2015	10/03/2014	10/04/2013	10/30/2012
Weeks w/Widespread Activity (AZ)	Week 5 - 14 (1/31-2/20/2016)	Weeks 1-6 (1/4-2/14/2015)	Weeks 3-8 (1/12-2/22/2014)	Weeks 1-7 (3/11-4/7/2012)
Weeks w/Hospital ILI above Regional Threshold	Week 51 - 16 (12/20/2015-4/2/2016)	Weeks 50-11 (12/7- 3/21/2015)	Weeks 52-9 (12/22-3/1/2014)	Weeks 1-9 (12/16-3/2/2013)
Peak Week	Week 8 (2/21-2/27/2016)	Week 3 (1/18-24/2015)	Week 6 (2/2-8/2014)	Week 4 (1/20-26/2013)
Number of Pediatric Deaths	3	1	1	0
Total Cases	14,351	6,601	6,658	5,638

**Maricopa County Department of Public Health
INFLUENZA UPDATE
October 4, 2015 through September 17, 2016
Posted September 22, 2016**

Individuals with Laboratory Confirmed Influenza

The 2015-2016 influenza season starts on 10/04/2015 (week 40) and continues through 10/01/2016 (week 39). This influenza season (2015-16), there have been **14,351** laboratory confirmed influenza cases. The State of Arizona has reported **sporadic** activity for **Week 36** and **sporadic** for **Week 37 (9/04 – 9/17/2016)**. The chart below shows influenza laboratory test results. This graph represents each week of the current season (**red**) and previous seasons.

Graph 1. Number of Individuals with Confirmed Influenza Tests, Maricopa County

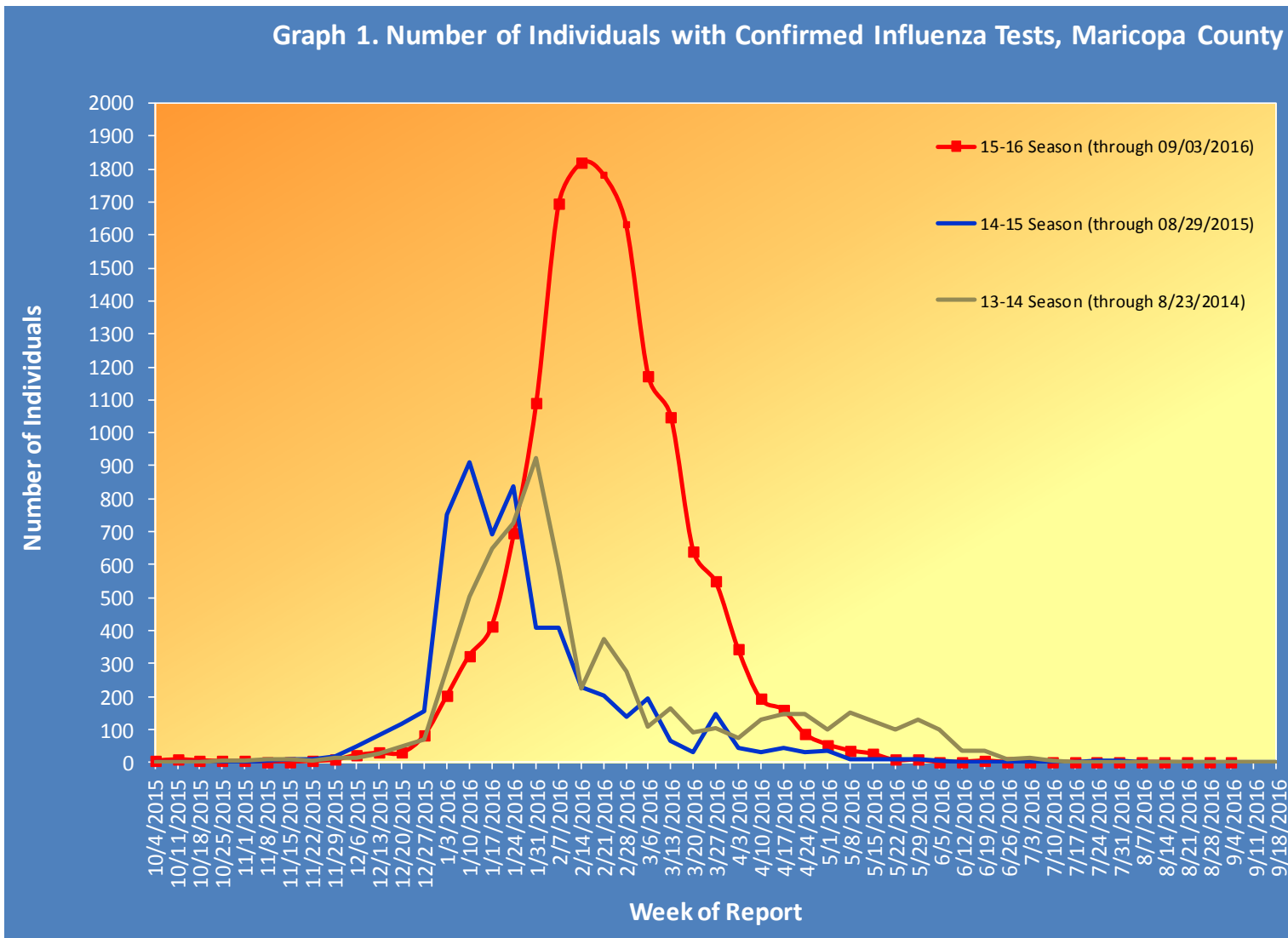


Table 1 shows the number of laboratory-confirmed cases.

Table 1. Laboratory-Confirmed Influenza Cases Compared to Last Week and Last Season, Maricopa County		
Total	Cumulative Season Total	Current Week Total
2015-2016	14351	1
2014-2015	6599	1
3 season average	6309	1
<i>% increase compared to 2014-2015 season</i>	<i>117%</i>	<i>0%</i>
<i>% increase compared to 3 season average</i>	<i>127%</i>	<i>43%</i>
<i>% increase compared to last week</i>	<i>0%</i>	<i>0%</i>

Types of Influenza

This influenza season **14,351** confirmed cases of influenza have been reported.

Table 2 shows the number and percentage of cases reported by influenza type and subtype.

Table 2. Types/Subtypes of Influenza by Test, 2015-2016 Season, Maricopa County		
Total	14351	100%
Type A	10643	74%
<i>Subtype 2009 H1N1</i>	<i>688</i>	<i>6%</i>
<i>Subtype H3</i>	<i>424</i>	<i>4%</i>
<i>Subtyping not performed or unknown</i>	<i>9531</i>	<i>90%</i>
Type B	3603	25%
Type Unknown	105	1%

Pneumonia and Influenza (P&I) Deaths

This influenza season there have been **1457** pneumonia and influenza (P&I) deaths. There have been **87** adult and **3** pediatric influenza related mortality reported this season in Maricopa County.

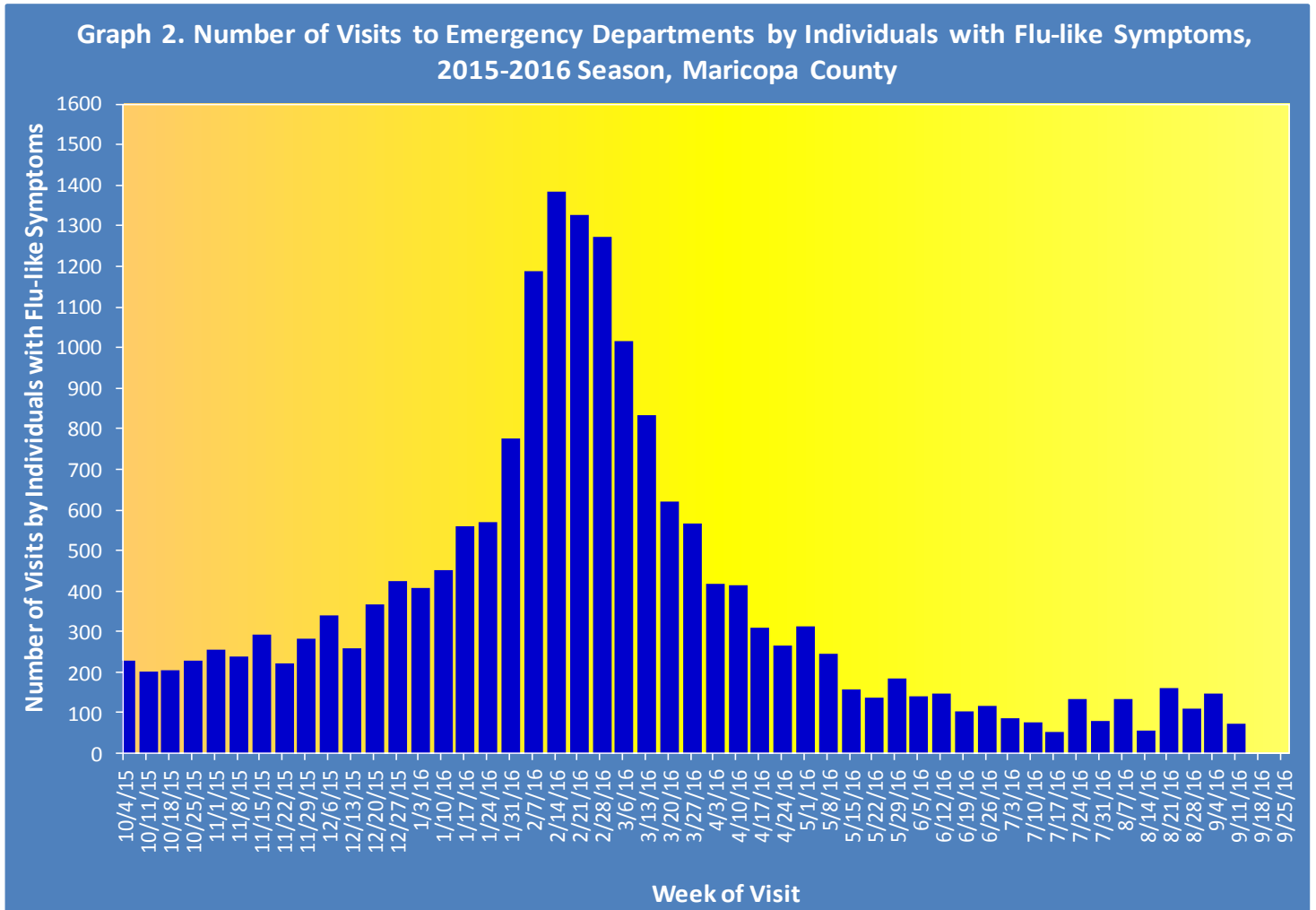
Table 3 shows the number of P&I deaths and the number of influenza deaths that occurred this season and last season.

Table 3. Pneumonia and Influenza (P&I) Deaths, 2015-16 & 2014-15 Seasons, Maricopa County				
	Current Season (2015-2016) As of [09/17/2016]		Last Season (2014-2015) As of [09/19/2015]	
	Pneumonia and Influenza	Influenza	Pneumonia and Influenza	Influenza
Pediatric (Under Age 18)	13	3	10	1
Adult (18 and Over)	1444	87	1174	12

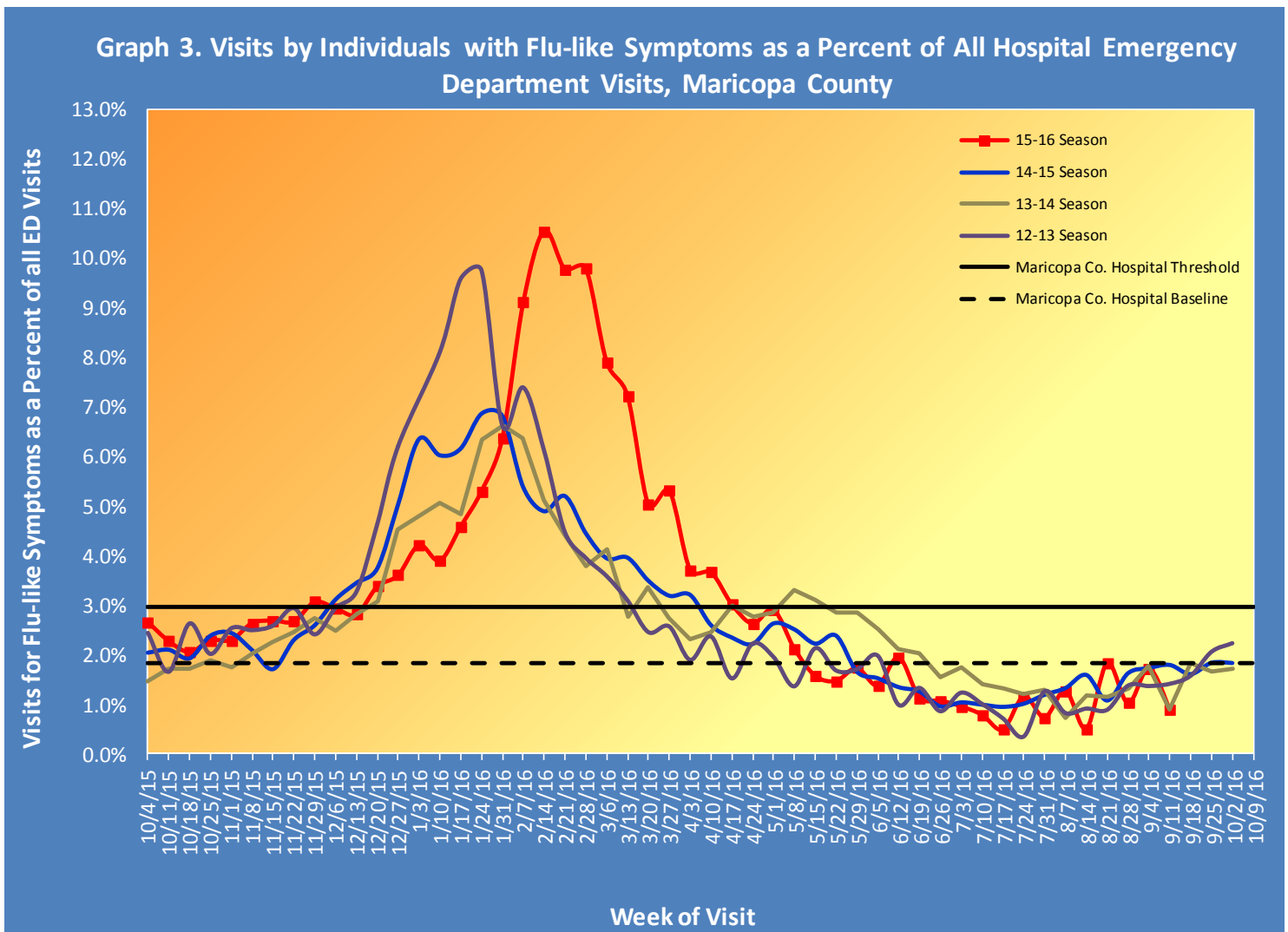
Influenza Like Illness Activity at Hospital Emergency Departments

This influenza season there have been **17,574** visits to emergency departments by individuals with flu-like symptoms. To be counted as an individual with flu-like symptoms, the patient must have both fever and and cough/sore throat.

Graph 2 shows the number of patients with flu-like symptoms seen at 12 emergency departments.

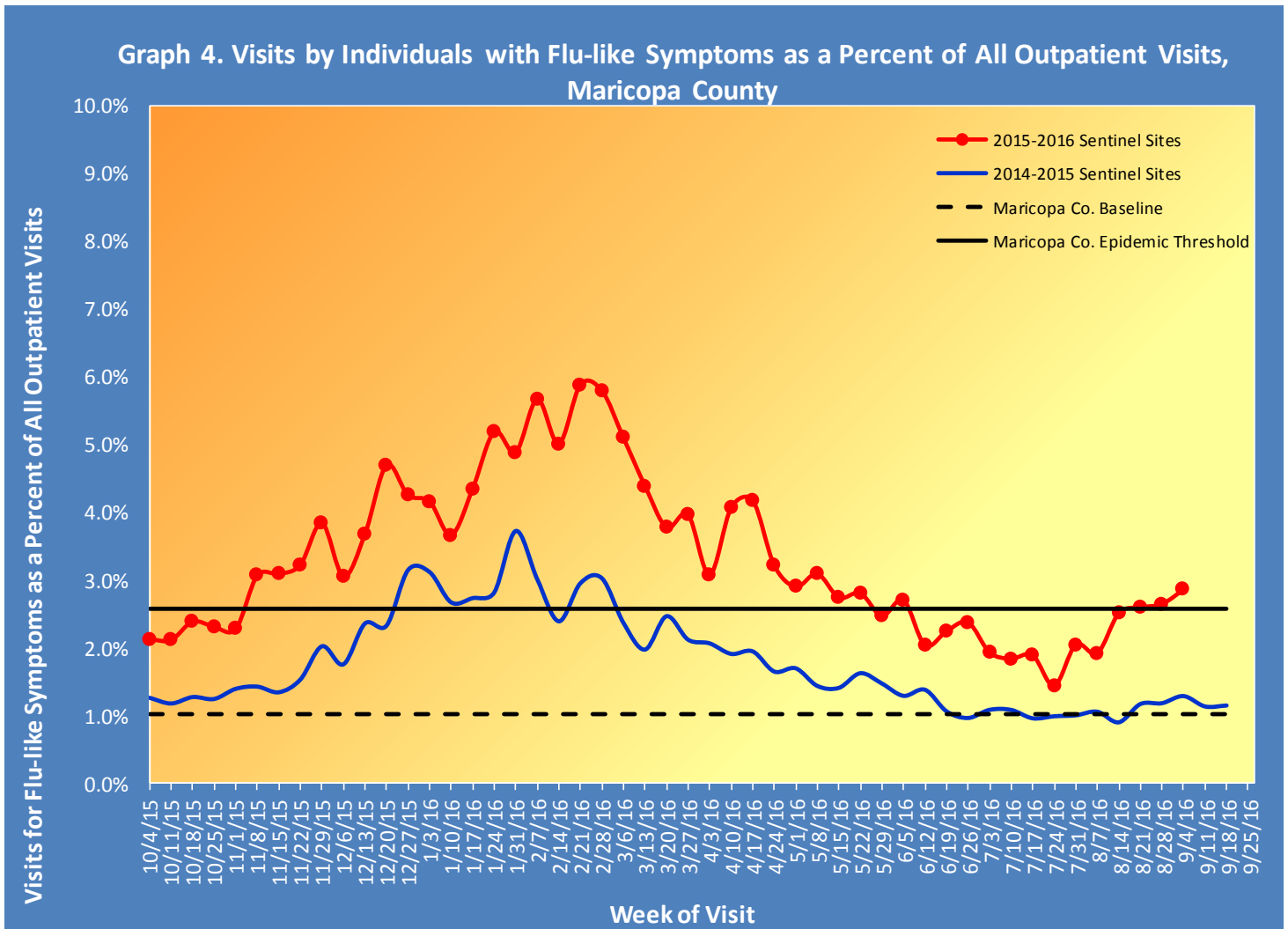


Graph 3 shows what percent of all emergency department visits were individuals with flu-like symptoms (fever and cough/sore throat). The graph shows the trend week by week, with the current season in red.



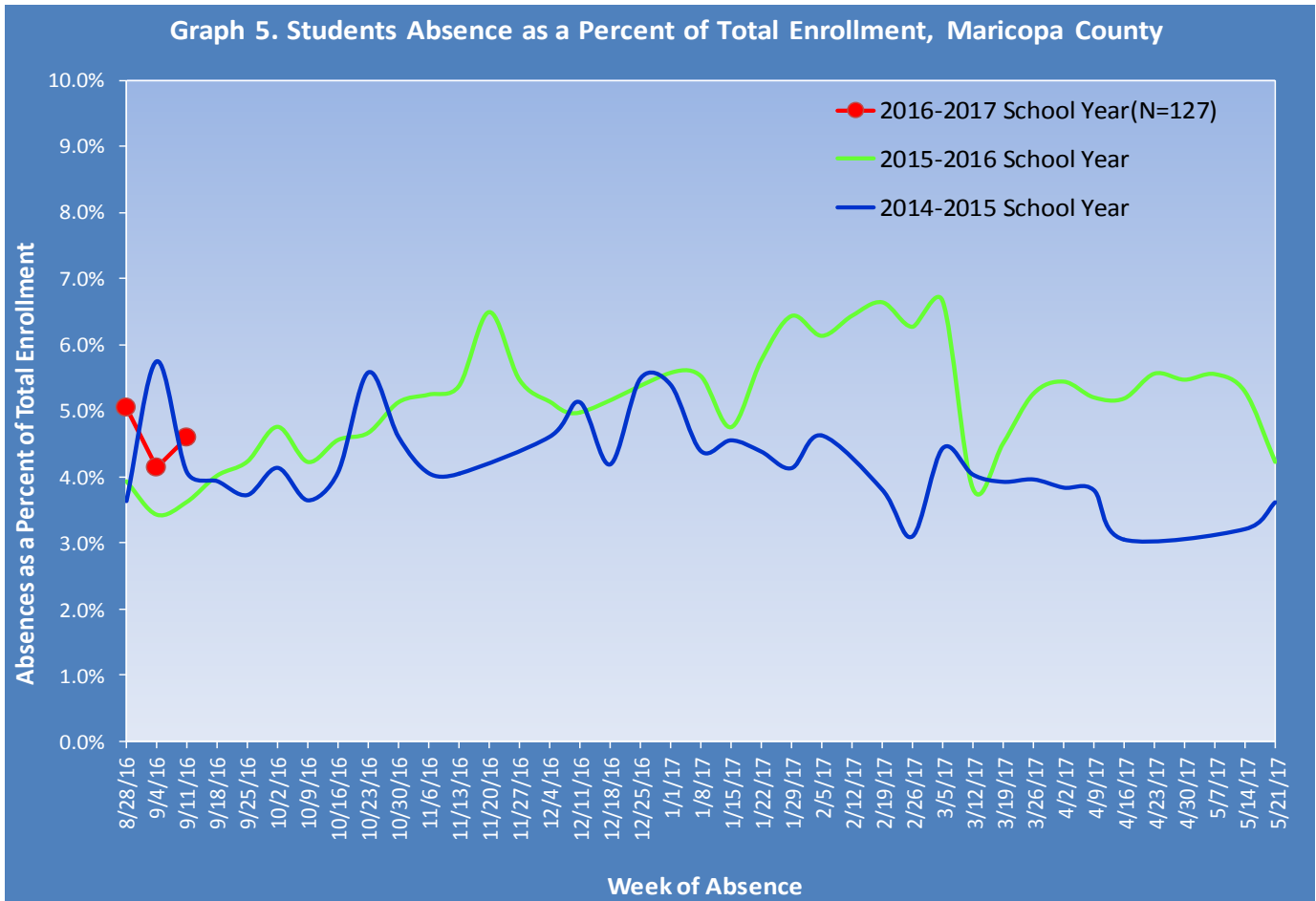
Influenza-Like Illness Activity at Sentinel Site Outpatient Facilities Reported to the Centers for Disease Control and Prevention (CDC)

Maricopa County sentinel sites (outpatient facilities) report visits due to flu-like symptoms. This week, **2.86%** of visits at outpatient facilities were due to flu-like symptoms, last week outpatient facilities reported **2.64%**.



Absentee Activity at Schools

Graph 5 shows the percent of students reported absent and illustrates the week by week trend, for the current school year.



School Surveillance will begin again on September 1, 2016

**The Maricopa County Department of Public Health wishes to thank all of the
Influenza surveillance participants:**

Arizona Department of Health Services

Local Hospital Emergency Departments & Infection Control Practitioners

Local Outpatient Facilities and Medical Directors

Maricopa County Public Schools

Maricopa County Office of Vital Statistics

Questions about this report may be directed to:

epidemiology@mail.maricopa.gov

**Information on influenza activity for the state, the U.S. and the world may be found
at the following websites:**

<http://www.azdhs.gov/phs/oids/epi/flu/index.htm> (ADHS)

<http://www.cdc.gov/flu/weekly/fluactivitysurv.htm> (CDC)

http://www.who.int/influenza/gisrs_laboratory/updates/en/index.html (WHO)