

Maricopa County Department of Public Health WEEKLY INFLUENZA UPDATE 2015-2016 Season (10/04/2015-10/01/2016)

Reported May 26, 2016

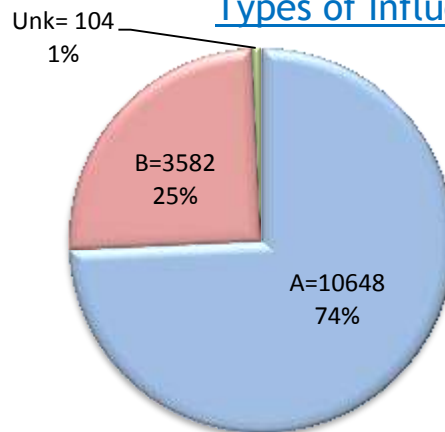
2015-2016 Week 20(5/15/2016-5/21/2016)

The Influenza Season is defined by MMWR surveillance weeks, beginning week 40 (October) and continues through week 39 (the following September).

The first day of the 2015-2016 influenza season was October 4, 2015 and the surveillance season will continue through October 1, 2016. Maricopa County identified its first locally-acquired influenza case of the 2015-2016 season in week 40 (October 2015).

- Since October 4, 2015, **14,334** cases have been laboratory-confirmed
- Arizona reported **Local** activity
- ILI (Influenza Like Illness) is decreasing
- Two pediatric deaths reported

Types of Influenza in Maricopa County

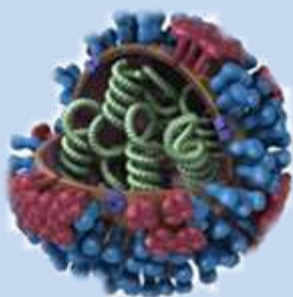


Subtypes of Influenza A	Number of Cases	%
A(H1N1)2009	686	6%
A/H3	415	4%
Un-Subtyped	9547	90%

Table of Contents

- [Lab Confirmed influenza cases](#)
- [Types of influenza](#)
- [P&I Deaths](#)
- [ILI Activity at Hospital Emergency Departments](#)
- [Absentee Activity in Maricopa County Schools](#)

Annual Reports



Influenza Activity Levels, 2012-2016

	2015-2016*	2014-2015	2013-2014	2012-2013
First Confirmed Case, no travel	10/04/2015	10/03/2014	10/04/2013	10/30/2012
Weeks w/Widespread Activity (AZ)	Week 5 - 14 (1/31-2/20/2016)	Weeks 1-6 (1/4-2/14/2015)	Weeks 3-8 (1/12-2/22/2014)	Weeks 1-7 (3/11-4/7/2012)
Weeks w/Hospital ILI above Regional Threshold	Week 51 - 16 (12/20/2015-4/2/2016)	Weeks 50-11 (12/7- 3/21/2015)	Weeks 52-9 (12/22-3/1/2014)	Weeks 1-9 (12/16-3/2/2013)
Peak Week	Week 8 (2/21-2/27/2016)	Week 3 (1/18-24/2015)	Week 6 (2/2-8/2014)	Week 4 (1/20-26/2013)
Number of Pediatric Deaths	2	1	1	0
Total Cases	14,334	6,601	6,658	5,638

Maricopa County Department of Public Health

INFLUENZA UPDATE

October 4, 2015 through May 21, 2016

Posted May 26, 2016

Individuals with Laboratory Confirmed Influenza

The 2015-2016 influenza season starts on 10/04/2015 (week 40) and continues through 10/01/2016 (week 39). This influenza season (2015-16), there have been **14,334** laboratory confirmed influenza cases. The State of Arizona has reported local activity for **Week 20 (5/15/2016 – 5/21/2016)**. The chart below shows influenza laboratory test results. This graph represents each week of the current season (red) and previous seasons.

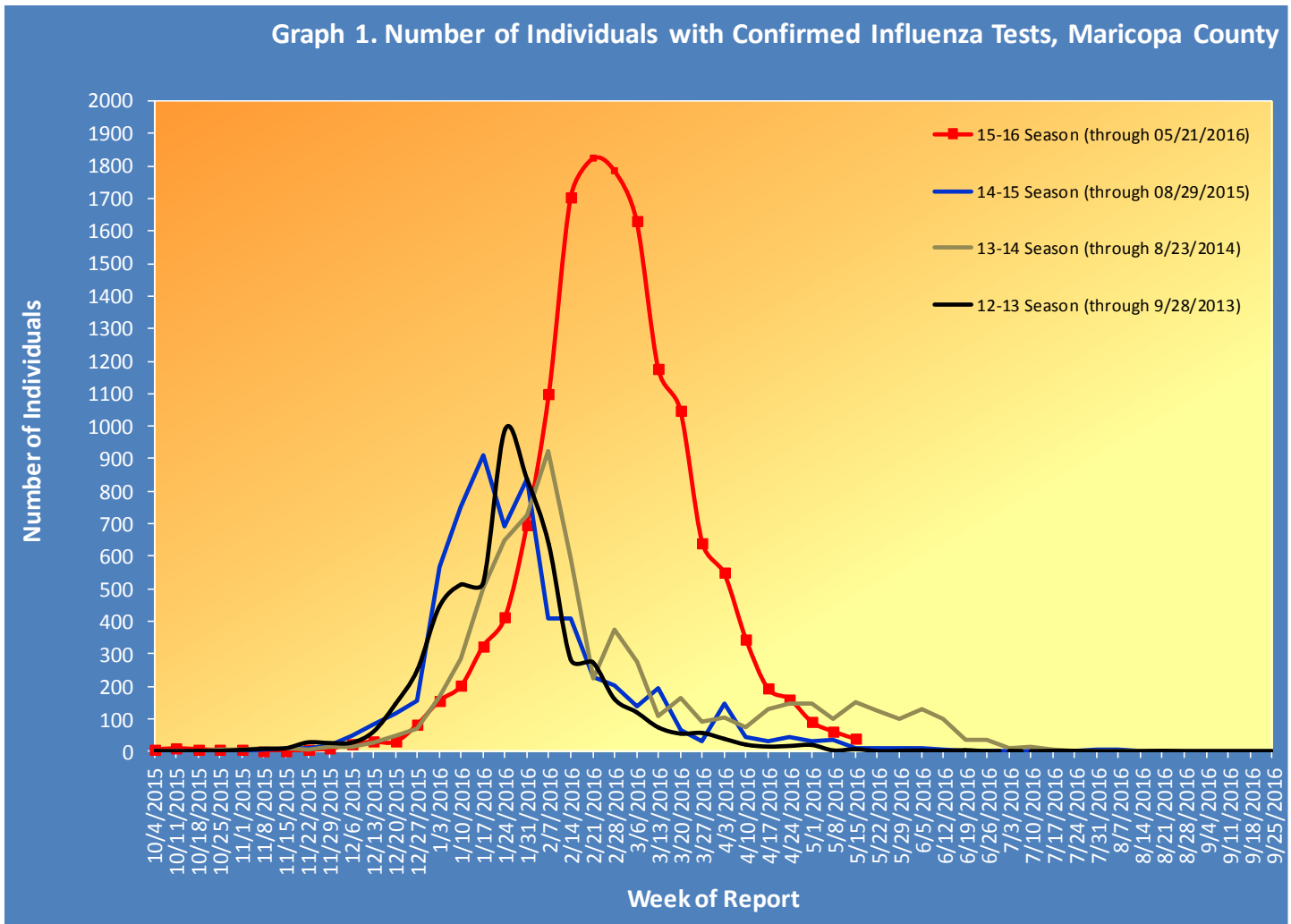


Table 1 shows the number of laboratory-confirmed cases.

Table 1. Laboratory-Confirmed Influenza Cases Compared to Last Week and Last Season, Maricopa County		
Total	Cumulative Season Total	Current Week Total
2015-2016	14334	38
2014-2015	6548	11
3 season average	6103	56
<i>% increase compared to 2014-2015 season</i>	<i>119%</i>	<i>245%</i>
<i>% increase compared to 3 season average</i>	<i>135%</i>	<i>-32%</i>
<i>% increase compared to last week</i>	<i>0%</i>	<i>-37%</i>

Types of Influenza

This influenza season **14,334** confirmed cases of influenza have been reported.

Table 2 shows the number and percentage of cases reported by influenza type and subtype.

Table 2. Types/Subtypes of Influenza by Test, 2015-2016 Season, Maricopa County		
Total	14334	100.0%
Type A	10648	74.3%
<i>Subtype 2009 H1N1</i>	<i>686</i>	<i>6.4%</i>
<i>Subtype H3</i>	<i>415</i>	<i>3.9%</i>
<i>Subtyping not performed or unknown</i>	<i>9547</i>	<i>89.7%</i>
Type B	3582	25.0%
Type Unknown	104	0.7%

Pneumonia and Influenza (P&I) Deaths

This influenza season there have been **1101** pneumonia and influenza (P&I) deaths. There have been 85 adult and 1 pediatric influenza related mortality reported this season in Maricopa County.

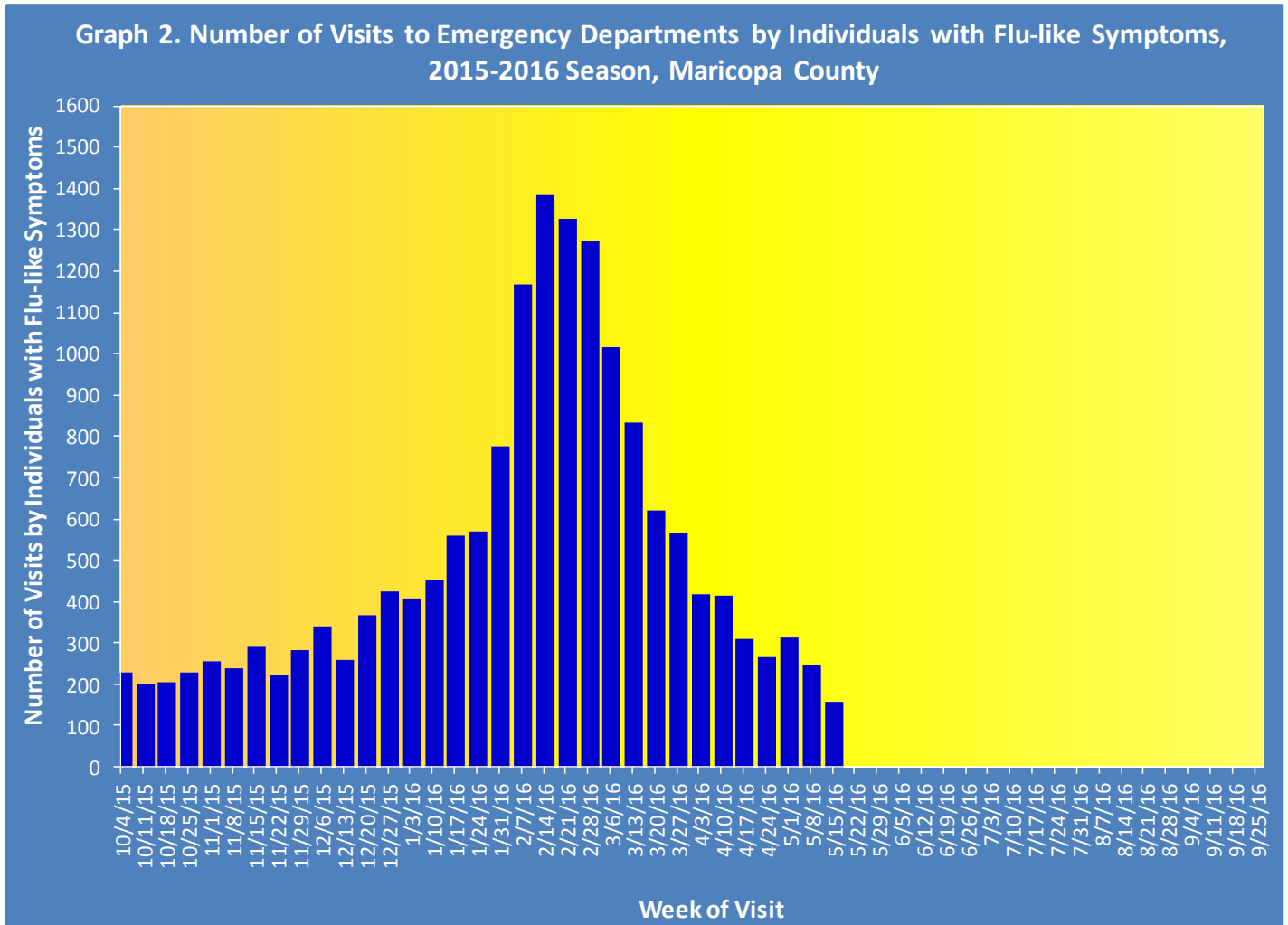
Table 3 shows the number of P&I deaths and the number of influenza deaths that occurred this season and last season.

Table 3. Pneumonia and Influenza (P&I) Deaths, 2015-16 & 2014-15 Seasons, Maricopa County				
	Current Season (2015-2016) As of [5/21/2016]		Last Season (2014-2015) As of [5/23/2015]	
	Pneumonia and Influenza	Influenza	Pneumonia and Influenza	Influenza
Pediatric (Under Age 18)	11	1	7	1
Adult (18 and Over)	1090	85	844	12

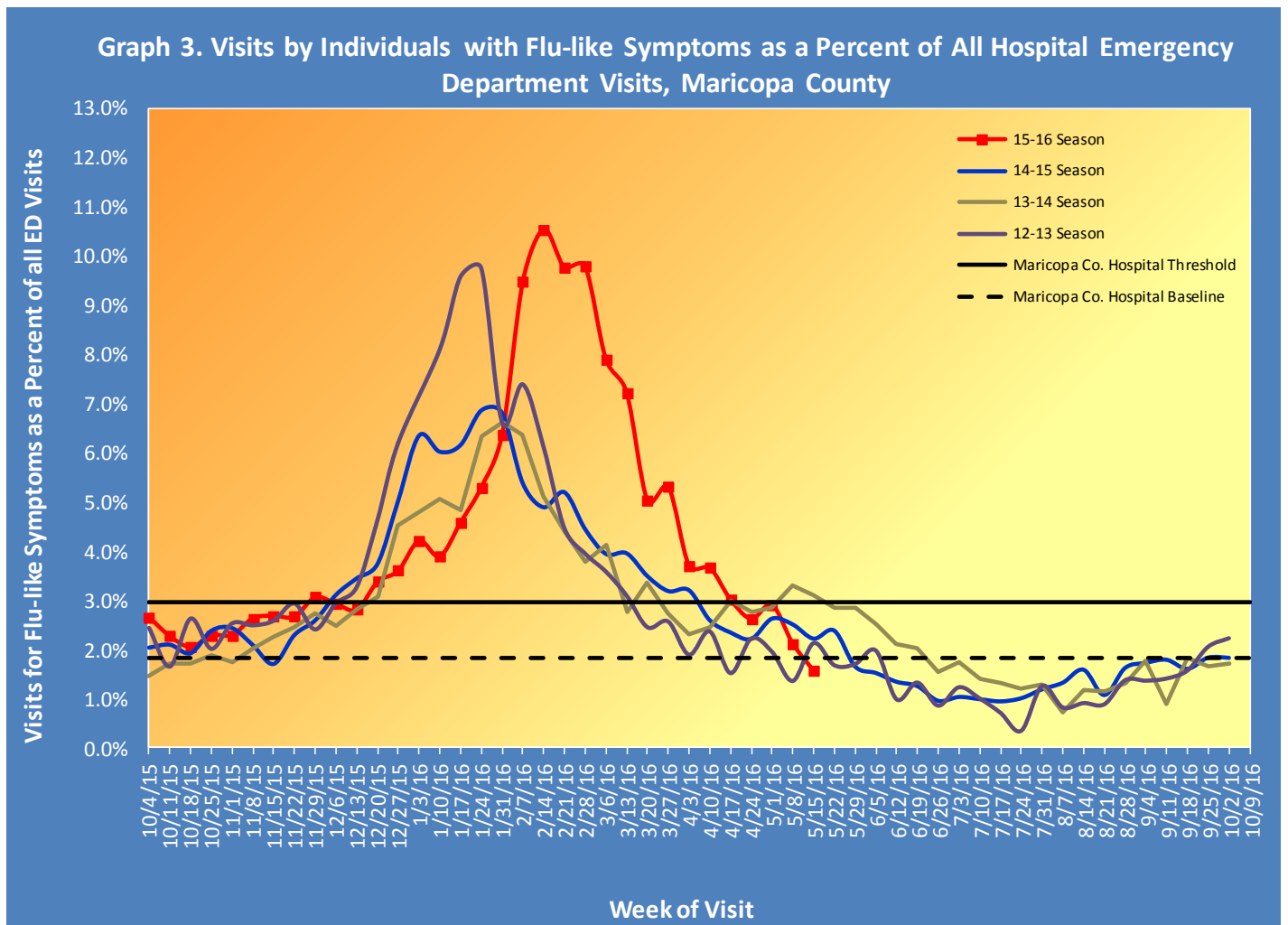
Influenza Like Illness Activity at Hospital Emergency Departments

This influenza season there have been **15,959** visits to emergency departments by individuals with flu-like symptoms. To be counted as an individual with flu-like symptoms, the patient must have both fever and cough/sore throat.

Graph 2 shows the number of patients with flu-like symptoms seen at 12 emergency departments.

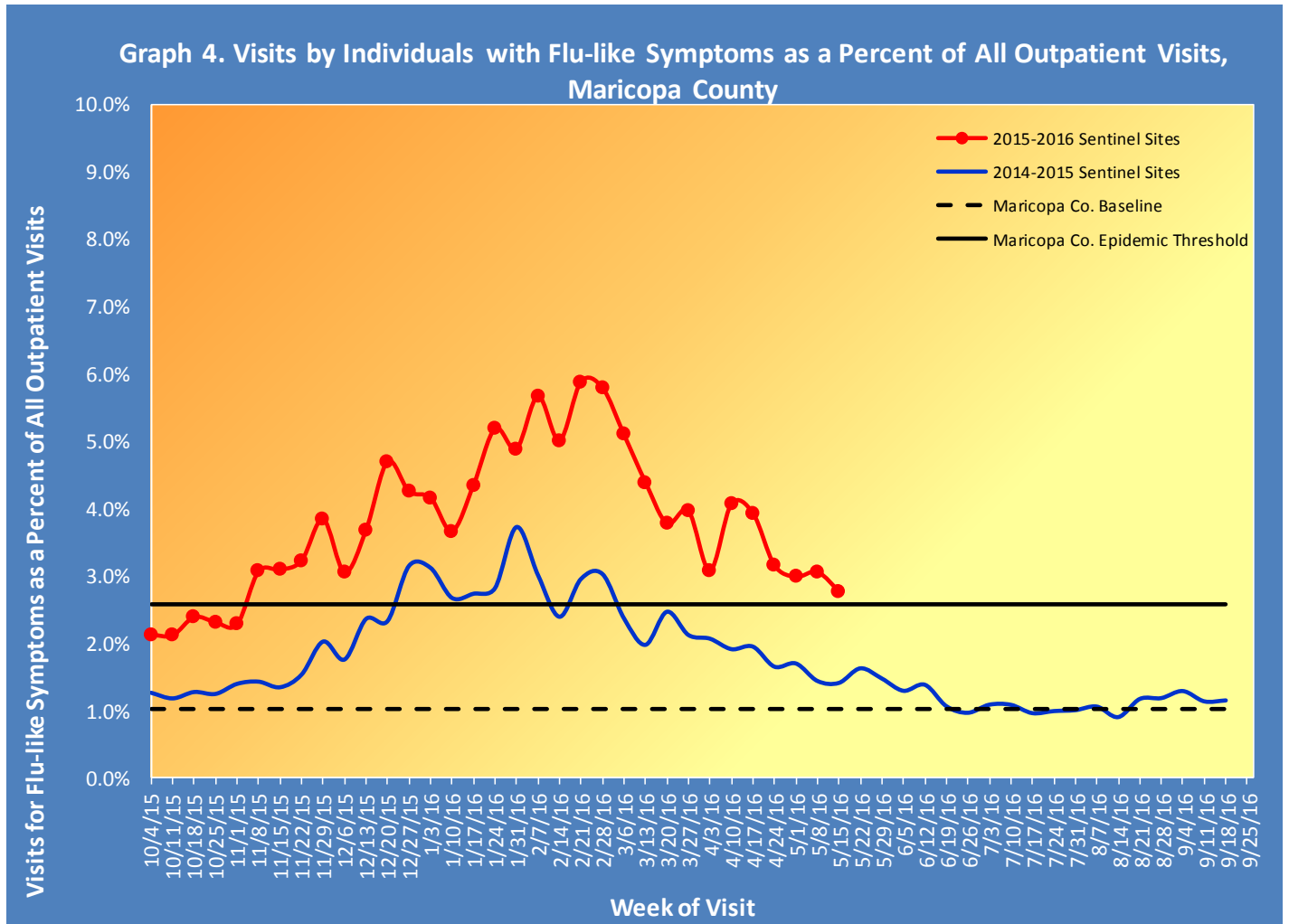


Graph 3 shows what percent of all emergency department visits were individuals with flu-like symptoms (fever and cough/sore throat). The graph shows the trend week by week, with the current season in red.



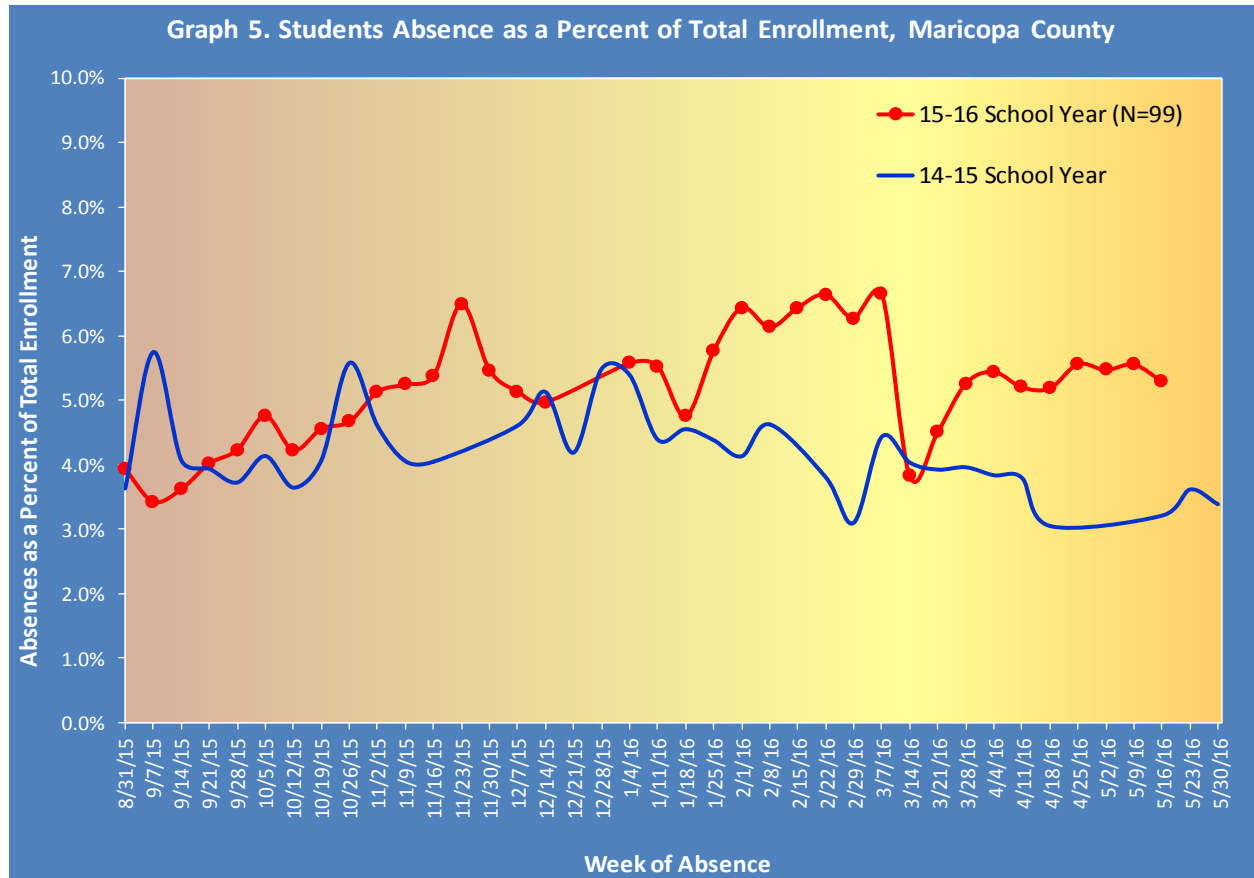
Influenza-Like Illness Activity at Sentinel Site Outpatient Facilities Reported to the Centers for Disease Control and Prevention (CDC)

Maricopa County sentinel sites (outpatient facilities) report visits due to flu-like symptoms. This week, **2.76%** of visits at outpatient facilities were due to flu-like symptoms, last week outpatient facilities reported **3.05%**.



Absentee Activity at Schools

Graph 5 shows the percent of students reported absent and illustrates the week by week trend, for the current school year.



Most schools reported being on Fall Break for Week 41, Spring Break for Week 11 and Winter Break for Weeks 51 & 52

**The Maricopa County Department of Public Health wishes to thank all of the
Influenza surveillance participants:**

Arizona Department of Health Services

Local Hospital Emergency Departments & Infection Control Practitioners

Local Outpatient Facilities and Medical Directors

Maricopa County Public Schools

Maricopa County Office of Vital Statistics

Questions about this report may be directed to:

epidemiology@mail.maricopa.gov

**Information on influenza activity for the state, the U.S. and the world may be found
at the following websites:**

<http://www.azdhs.gov/phs/oids/epi/flu/index.htm> (ADHS)

<http://www.cdc.gov/flu/weekly/fluactivitiesurv.htm> (CDC)

http://www.who.int/influenza/gisrs_laboratory/updates/en/index.html (WHO)