

Maricopa County Department of Public Health WEEKLY INFLUENZA UPDATE 2015-2016 Season (10/04/2015-10/01/2016)

Reported March 31, 2016

2015-2016 Week 12(03/20/2016-03/26/2016)

The Influenza Season is defined by MMWR surveillance weeks, beginning week 40 (October) and continues through week 39 (the following September).

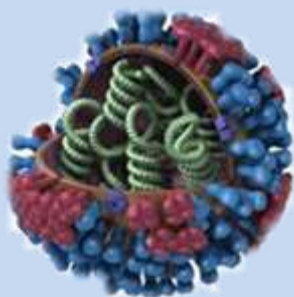
The first day of the 2015-2016 influenza season was October 4, 2015 and the surveillance season will continue through October 1, 2016. Maricopa County identified its first locally-acquired influenza case of the 2015-2016 season in week 40 (October 2015).

- Since October 4, 2015, **10,114** cases have been laboratory-confirmed
- Arizona reported **Widespread** activity
- ILI (Influenza Like Illness) seems to be decreasing
- Two pediatric deaths reported

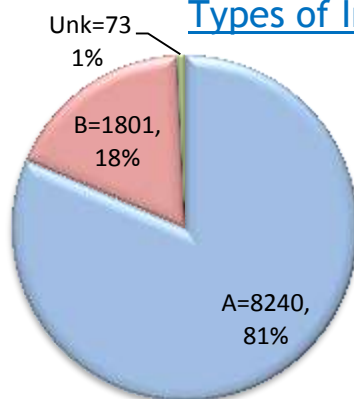
Table of Contents

- [Lab Confirmed influenza cases](#)
- [Types of influenza](#)
- [P&I Deaths](#)
- [ILI Activity at Hospital Emergency Departments](#)
- [Absentee Activity in Maricopa County Schools](#)

Annual Reports



Types of Influenza in Maricopa County



Subtypes of Influenza A	Number of Cases	%
A(H1N1)2009	615	7%
A/H3	246	3%
Un-Subtyped	7379	90%

Influenza Activity Levels, 2012-2016

	2015-2016*	2014-2015	2013-2014	2012-2013
First Confirmed Case, no travel	10/04/2015	10/03/2014	10/04/2013	10/30/2012
Weeks w/Widespread Activity (AZ)	Week 5 - 11 (1/31-2/20/2016)	Weeks 1-6 (1/4-2/14/2015)	Weeks 3-8 (1/12-2/22/2014)	Weeks 1-7 (3/11-4/7/2012)
Weeks w/Hospital ILI above Regional Threshold	Week 51 - 12 (12/20/2015-2/20/2016)	Weeks 50-11 (12/7- 3/21/2015)	Weeks 52-9 (12/22-3/1/2014)	Weeks 1-9 (12/16-3/2/2013)
Peak Week	N/A	Week 3 (1/18-24/2015)	Week 6 (2/2-8/2014)	Week 4 (1/20-26/2013)
Number of Pediatric Deaths	2	1	1	0
Total Cases	10,114	6,601	6,658	5,638

**Maricopa County Department of Public Health
INFLUENZA UPDATE
October 4, 2015 through March 26, 2016
Posted March 31, 2016**

Individuals with Laboratory Confirmed Influenza

The 2015-2016 influenza season starts on 10/04/2015 (week 40) and continues through 10/01/2016 (week 39). This influenza season (2015-16), there have been **10,114** laboratory confirmed influenza cases. The State of Arizona has reported **widespread** activity for **Week 12 (03/20/2016–03/26/2016)**. The chart below shows influenza laboratory test results, including 2,455 cases not yet entered, bringing the estimated total to **12,569**. This graph represents each week of the current season (**red**) and previous seasons. The estimated totals for the current season are represented by the **broken lines**.

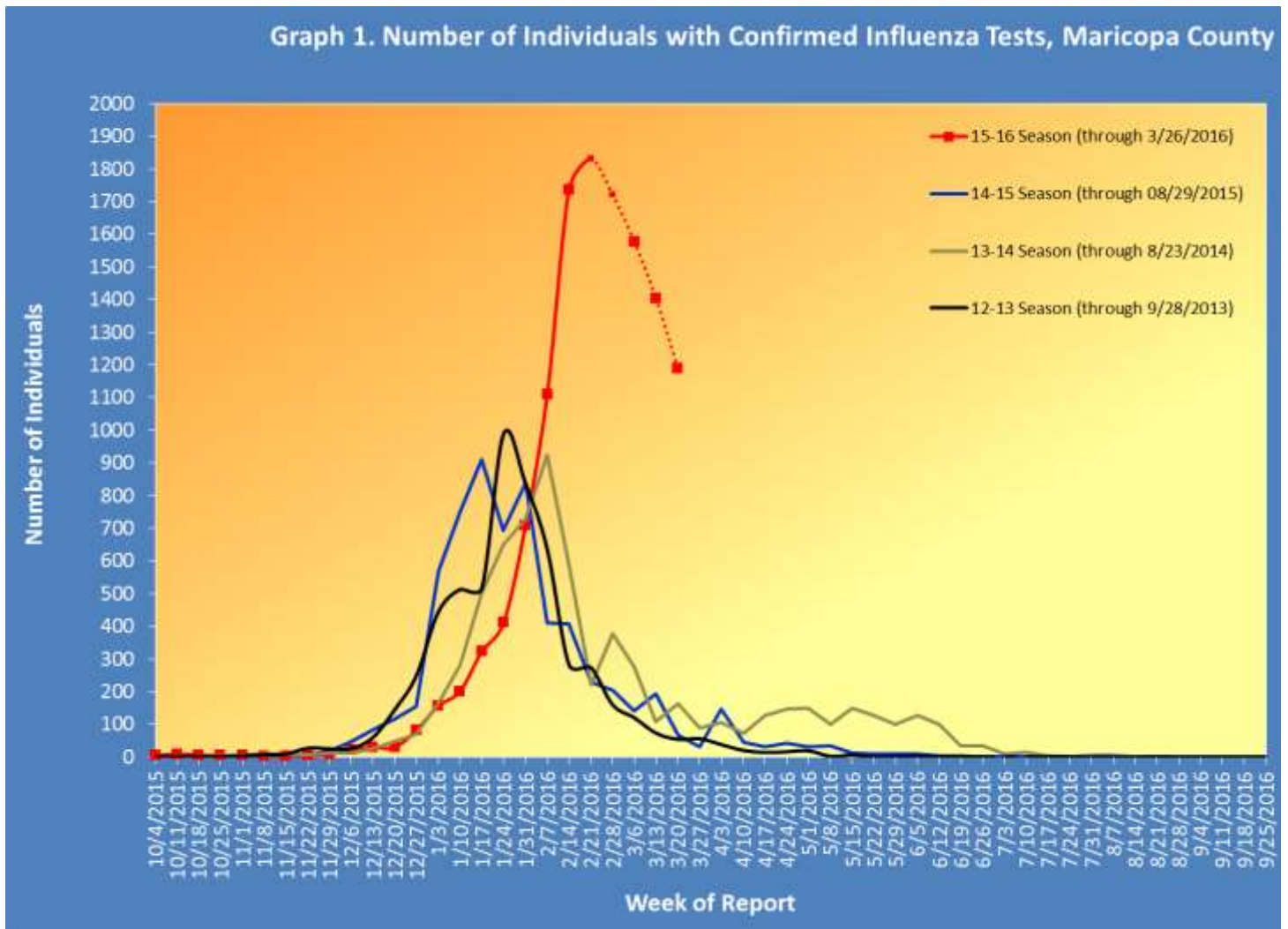


Table 1 shows the number of laboratory-confirmed cases, actual and estimated.*

Table 1. Laboratory-Confirmed Influenza Cases Compared to Last Week and Last Season, Maricopa County				
Total	Cumulative Season Total		Current Week Total	
	Actual	Estimated	Actual	Estimated
2015-2016	10114	12569	294	1190
2014-2015	6176	6176	66	66
3 season average	5609	5609	94	94
% increase compared to 2014-2015 season	64%	104%	345%	1703%
% increase compared to 3 season average	80%	124%	212%	1162%
% increase compared to last week	3%	10%	-42%	-15%

*Actual cases are confirmed cases entered

*Estimated cases are confirmed cases plus the cases still to be entered

Types of Influenza

This influenza season **10,114** confirmed cases of influenza have been reported. This table does not include the data-entry back log of 2,455 cases.

Table 2 shows the actual* number and percentage of cases reported by influenza type and subtype.

Table 2. Types/Subtypes of Influenza by Test, 2015-2016 Season, Maricopa County		
Total	10114	100.0%
Type A	8240	81.5%
Subtype 2009 H1N1	615	7.5%
Subtype H3	246	3.0%
Subtyping not performed or unknown	7379	89.6%
Type B	1801	17.8%
Type Unknown	73	0.7%

Pneumonia and Influenza (P&I) Deaths

This influenza season there have been 842 pneumonia and influenza (P&I) deaths. There have been 64 adult and 1 pediatric influenza related mortality reported this season in Maricopa County.

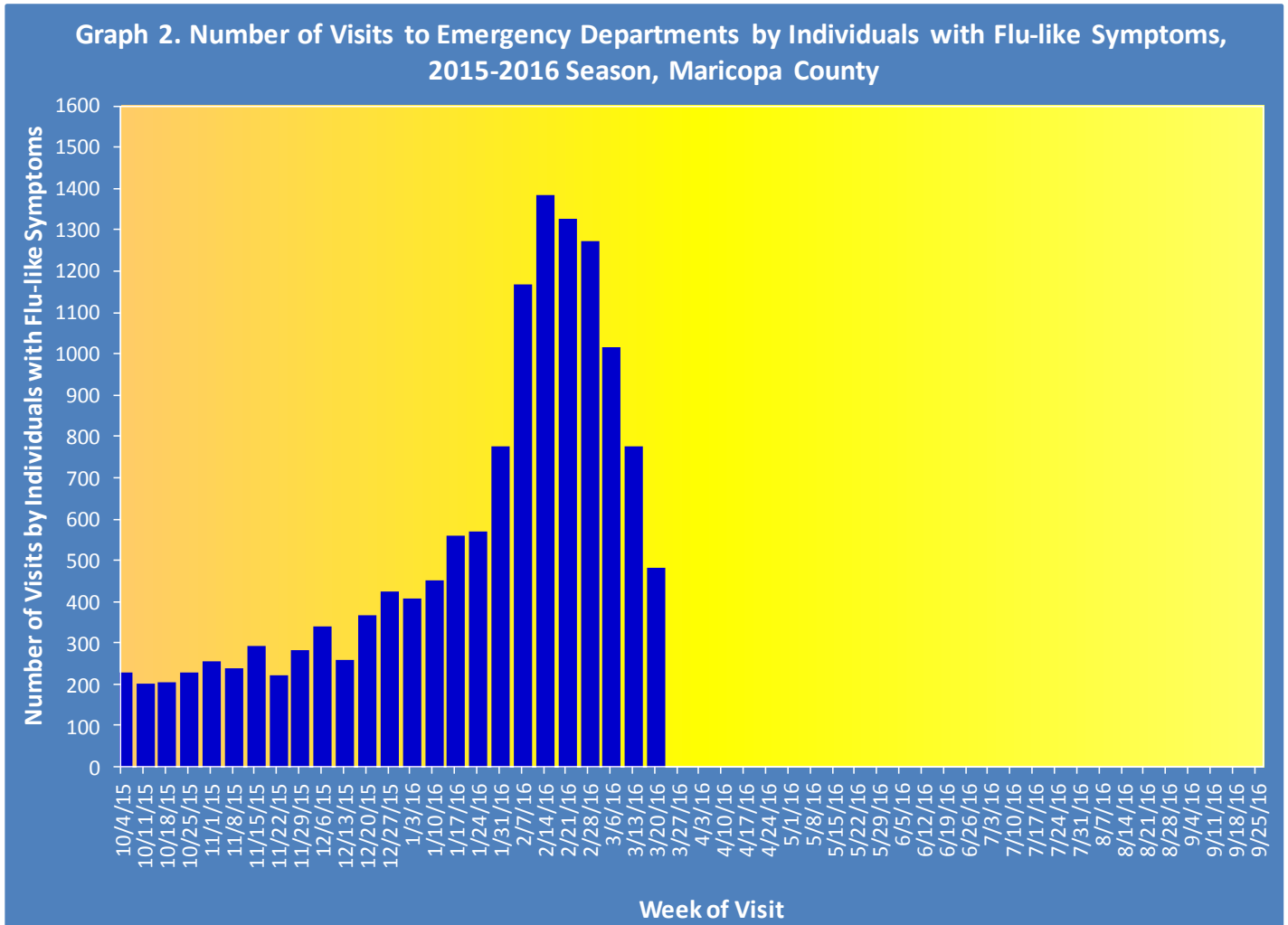
Table 3 shows the number of P&I deaths and the number of influenza deaths that occurred this season and last season.

Table 3. Pneumonia and Influenza (P&I) Deaths, 2015-16 & 2014-15 Seasons, Maricopa County				
	Current Season (2015-2016) As of [03/26/2016]		Last Season (2014-2015) As of [3/28/2015]	
	Pneumonia and Influenza	Influenza	Pneumonia and Influenza	Influenza
Pediatric (Under Age 18)	9	1	6	1
Adult (18 and Over)	833	64	640	12

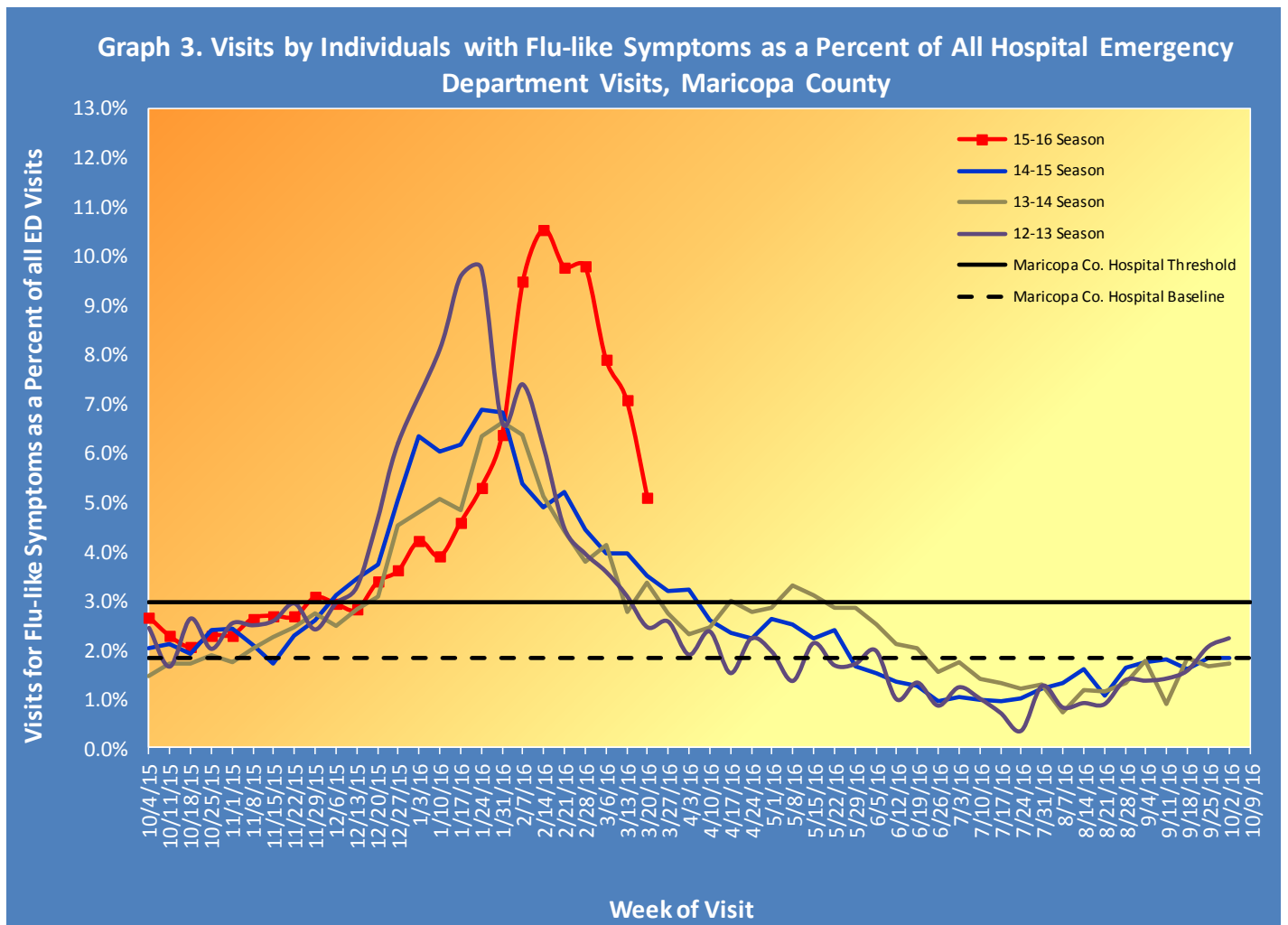
Influenza Like Illness Activity at Hospital Emergency Departments

This influenza season there have been **13,233** visits to emergency departments by individuals with flu-like symptoms. To be counted as an individual with flu-like symptoms, the patient must have both fever and cough/sore throat.

Graph 2 shows the number of patients with flu-like symptoms seen at 12 emergency departments.

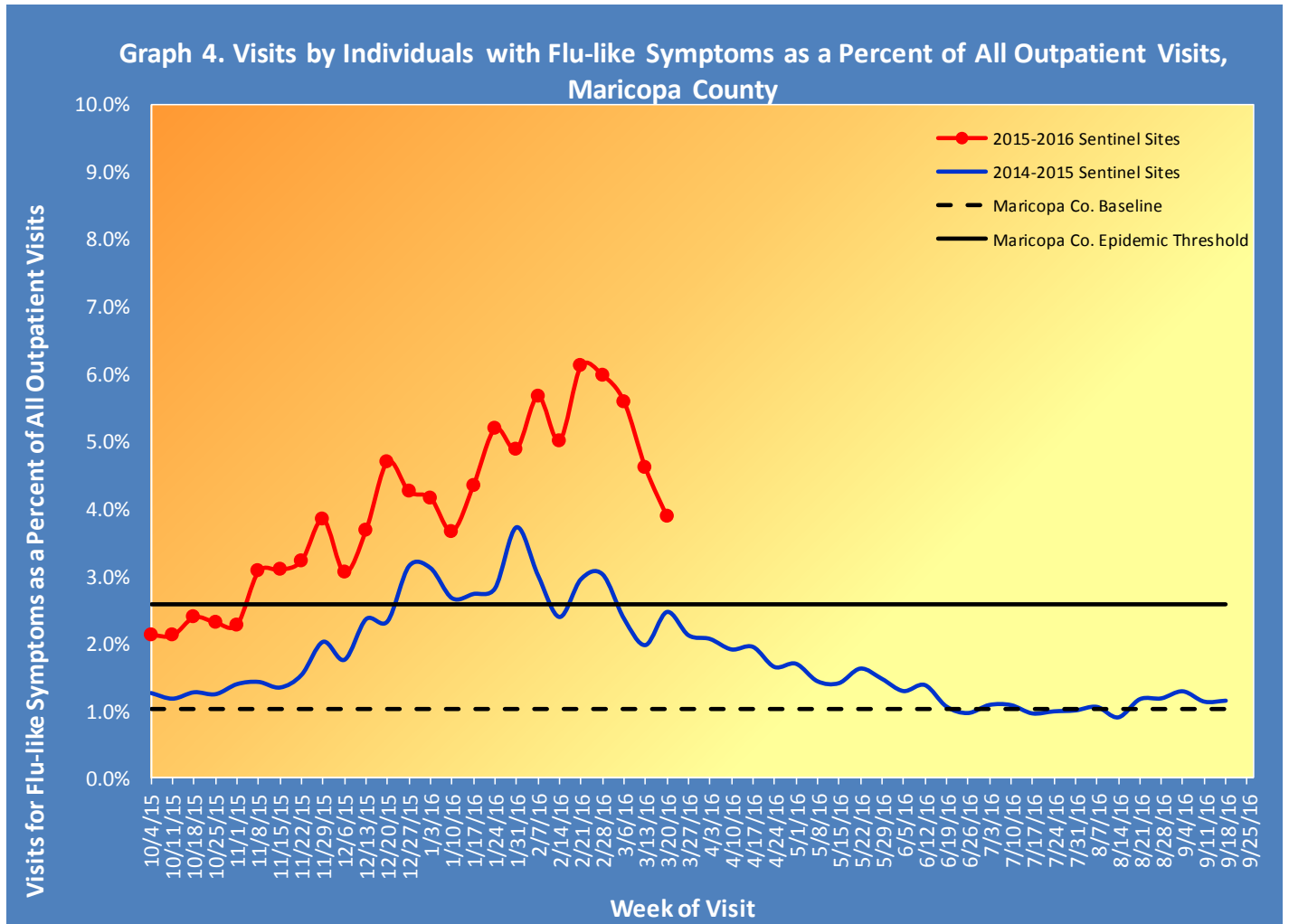


Graph 3 shows what percent of all emergency department visits were individuals with flu-like symptoms (fever and cough/sore throat). The graph shows the trend week by week, with the current season in red.



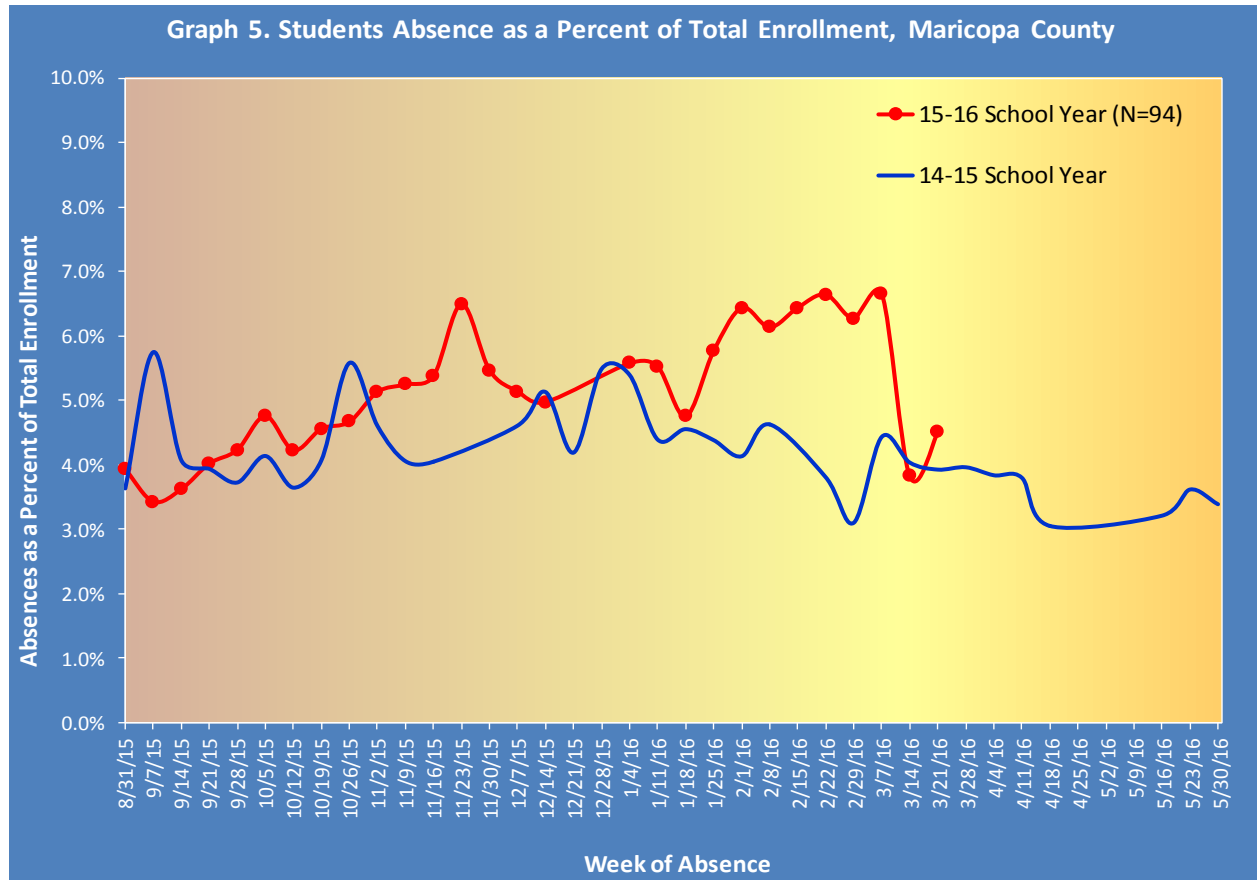
Influenza-Like Illness Activity at Sentinel Site Outpatient Facilities Reported to the Centers for Disease Control and Prevention (CDC)

Maricopa County sentinel sites (outpatient facilities) report visits due to flu-like symptoms. This week, **3.88%** of visits at outpatient facilities were due to flu-like symptoms, last week outpatient facilities reported **4.60%**.



Absentee Activity at Schools

Graph 5 shows the percent of students reported absent and illustrates the week by week trend, for the current school year.



Most schools reported being on Fall Break for Week 41, Spring Break for Week 11 and Winter Break for Weeks 51 & 52

**The Maricopa County Department of Public Health wishes to thank all of the
Influenza surveillance participants:**

Arizona Department of Health Services

Local Hospital Emergency Departments & Infection Control Practitioners

Local Outpatient Facilities and Medical Directors

Maricopa County Public Schools

Maricopa County Office of Vital Statistics

Questions about this report may be directed to:

epidemiology@mail.maricopa.gov

**Information on influenza activity for the state, the U.S. and the world may be found
at the following websites:**

<http://www.azdhs.gov/phs/oids/epi/flu/index.htm> (ADHS)

<http://www.cdc.gov/flu/weekly/fluactivitysurv.htm> (CDC)

http://www.who.int/influenza/gisrs_laboratory/updates/en/index.html (WHO)