

## Maricopa County Department of Public Health WEEKLY INFLUENZA UPDATE 2015-2016 Season (10/04/2015-10/01/2016)

Reported March 24, 2016

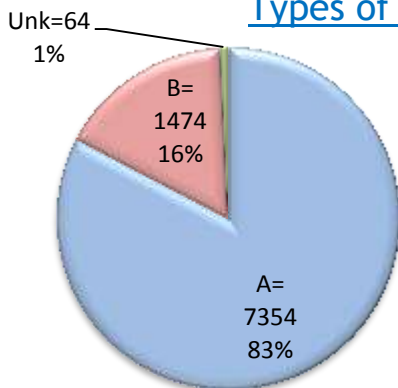
2015-2016 Week 11(03/13/2016-03/19/2016)

*The Influenza Season is defined by MMWR surveillance weeks, beginning week 40 (October) and continues through week 39 (the following September).*

The first day of the 2015-2016 influenza season was October 4, 2015 and the surveillance season will continue through October 1, 2016. Maricopa County identified its first locally-acquired influenza case of the 2015-2016 season in week 40 (October 2015).

- Since October 4, 2015, **8,892** cases have been laboratory-confirmed
- Arizona reported **Widespread** activity
- ILI (Influenza Like Illness) seems to be decreasing
- Two pediatric deaths reported

### Types of Influenza in Maricopa County

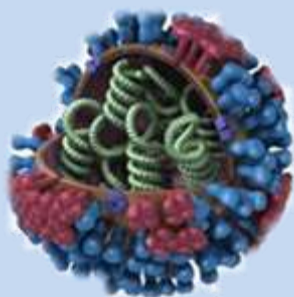


Subtypes of Influenza A	Number of Cases	%
A(H1N1)2009	605	8%
A/H3	226	3%
Un-Subtyped	6523	89%

### Table of Contents

- [Lab Confirmed influenza cases](#)
- [Types of influenza](#)
- [P&I Deaths](#)
- [ILI Activity at Hospital Emergency Departments](#)
- [Absentee Activity in Maricopa County Schools](#)

### Annual Reports



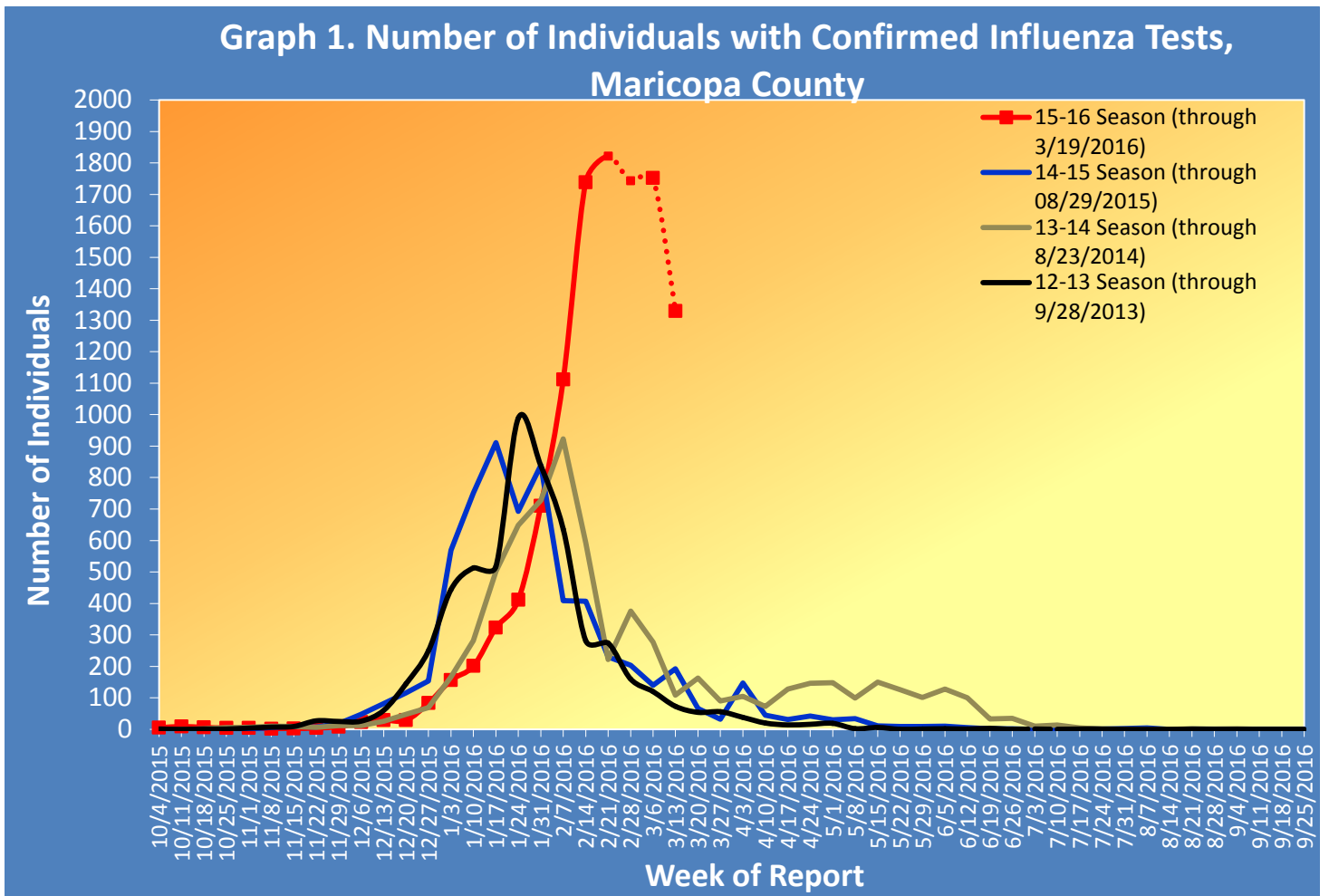
### Influenza Activity Levels, 2012-2016

	2015-2016*	2014-2015	2013-2014	2012-2013
First Confirmed Case, no travel	10/04/2015	10/03/2014	10/04/2013	10/30/2012
Weeks w/Widespread Activity (AZ)	Week 5 - 11 (1/31-2/20/2016)	Weeks 1-6 (1/4-2/14/2015)	Weeks 3-8 (1/12-2/22/2014)	Weeks 1-7 (3/11-4/7/2012)
Weeks w/Hospital ILI above Regional Threshold	Week 51 - 11 (12/20/2015-2/20/2016)	Weeks 50-11 (12/7- 3/21/2015)	Weeks 52-9 (12/22-3/1/2014)	Weeks 1-9 (12/16-3/2/2013)
Peak Week	N/A	Week 3 (1/18-24/2015)	Week 6 (2/2-8/2014)	Week 4 (1/20-26/2013)
Number of Pediatric Deaths	2	1	1	0
Total Cases	8,892	6,601	6,658	5,638

**Maricopa County Department of Public Health  
INFLUENZA UPDATE  
October 4, 2015 through March 19, 2016  
Posted March 27, 2016**

**Individuals with Laboratory Confirmed Influenza**

The 2015-2016 influenza season starts on 10/04/2015 (week 40) and continues through 10/01/2016 (week 39). This influenza season (2015-16), there have been **8,892** laboratory confirmed influenza cases. The State of Arizona has reported **widespread** activity for **Week 11 (03/13/2016–03/19/2016)**. The chart below shows influenza laboratory test results, including 2,612 cases not yet entered, bringing the estimated total to 11,504. This graph represents each week of the current season (**red**) and previous seasons. The estimated totals for the current season are represented by the **broken lines**.



**Table 1** shows the number of laboratory-confirmed cases, actual and estimated.\*

<b>Table 1. Laboratory-Confirmed Influenza Cases Compared to Last Week and Last Season, Maricopa County</b>				
Total	Cumulative Season Total		Current Week Total	
	Actual	Estimated	Actual	Estimated
2015-2016	8892	11502	428	1329
2014-2015	6110	6110	192	192
3 season average	5514	5514	125	125
% increase compared to 2014-2015 season	46%	88%	123%	592%
% increase compared to 3 season average	61%	109%	243%	966%
% increase compared to last week	5%	13%	-14%	-24%

\*Actual cases are confirmed cases entered

\*Estimated cases are confirmed cases plus the cases still to be entered

### Types of Influenza

This influenza season **8,892** confirmed cases of influenza have been reported. This table does not include the data-entry back log of 2,612 cases.

**Table 2** shows the actual\* number and percentage of cases reported by influenza type and subtype.

<b>Table 2. Types/Subtypes of Influenza by Test, 2015-2016 Season, Maricopa County</b>		
<b>Total</b>	<b>8892</b>	<b>100.0%</b>
Type A	7354	82.7%
Subtype 2009 H1N1	605	8.2%
Subtype H3	226	3.1%
Subtyping not performed or unknown	6523	88.7%
Type B	1474	16.6%
Type Unknown	64	0.7%

### Pneumonia and Influenza (P&I) Deaths

This influenza season there have been 782 pneumonia and influenza (P&I) deaths. There have been 56 adult and 1 pediatric influenza related mortality reported this season in Maricopa County.

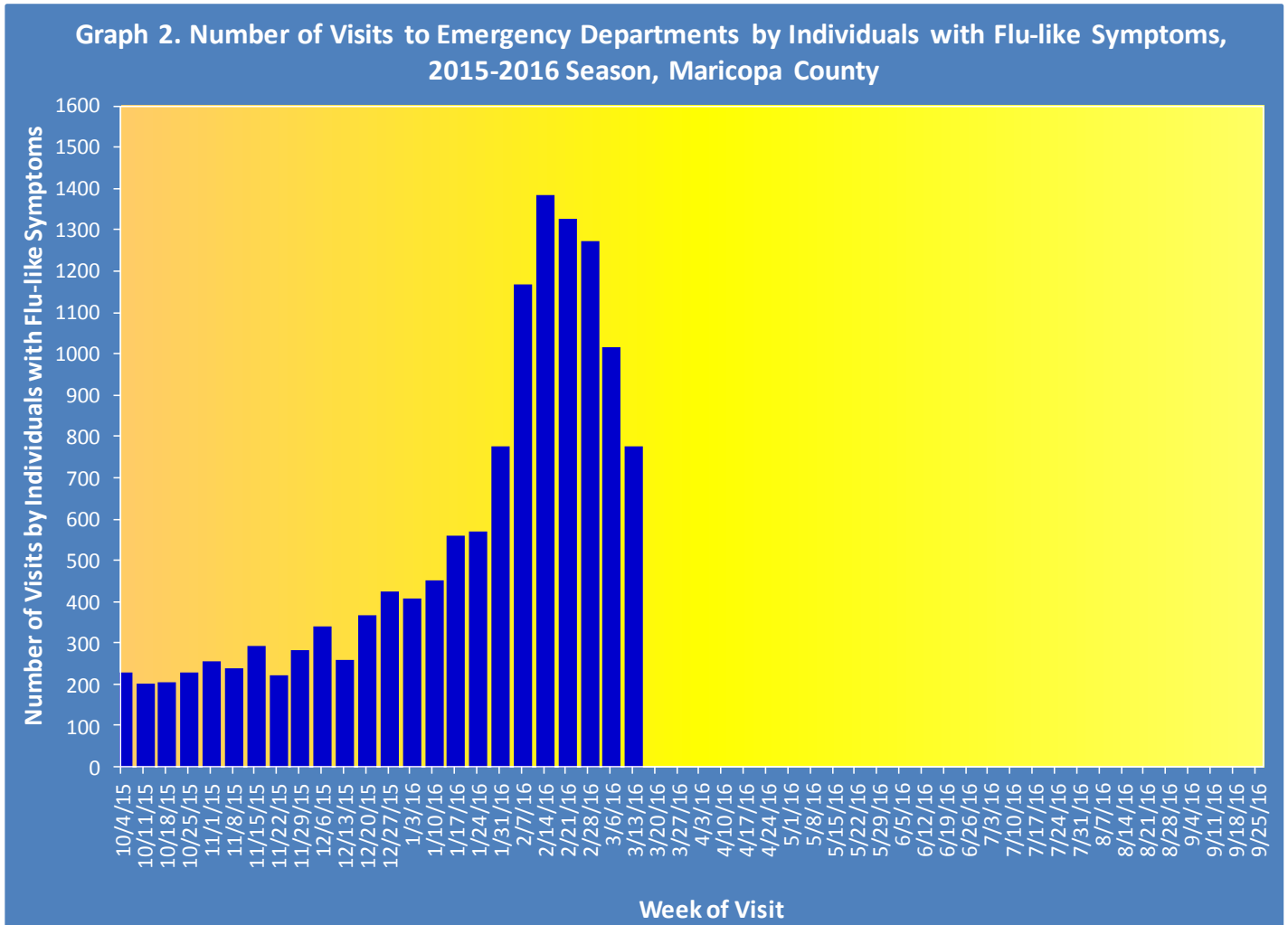
**Table 3** shows the number of P&I deaths and the number of influenza deaths that occurred this season and last season.

<b>Table 3. Pneumonia and Influenza (P&amp;I) Deaths, 2015-16 &amp; 2014-15 Seasons, Maricopa County</b>				
	Current Season (2015-2016) As of [03/19/2016]		Last Season (2014-2015) As of [3/21/2015]	
	Pneumonia and Influenza	Influenza	Pneumonia and Influenza	Influenza
<b>Pediatric (Under Age 18)</b>	9	1	6	1
<b>Adult (18 and Over)</b>	773	56	589	10

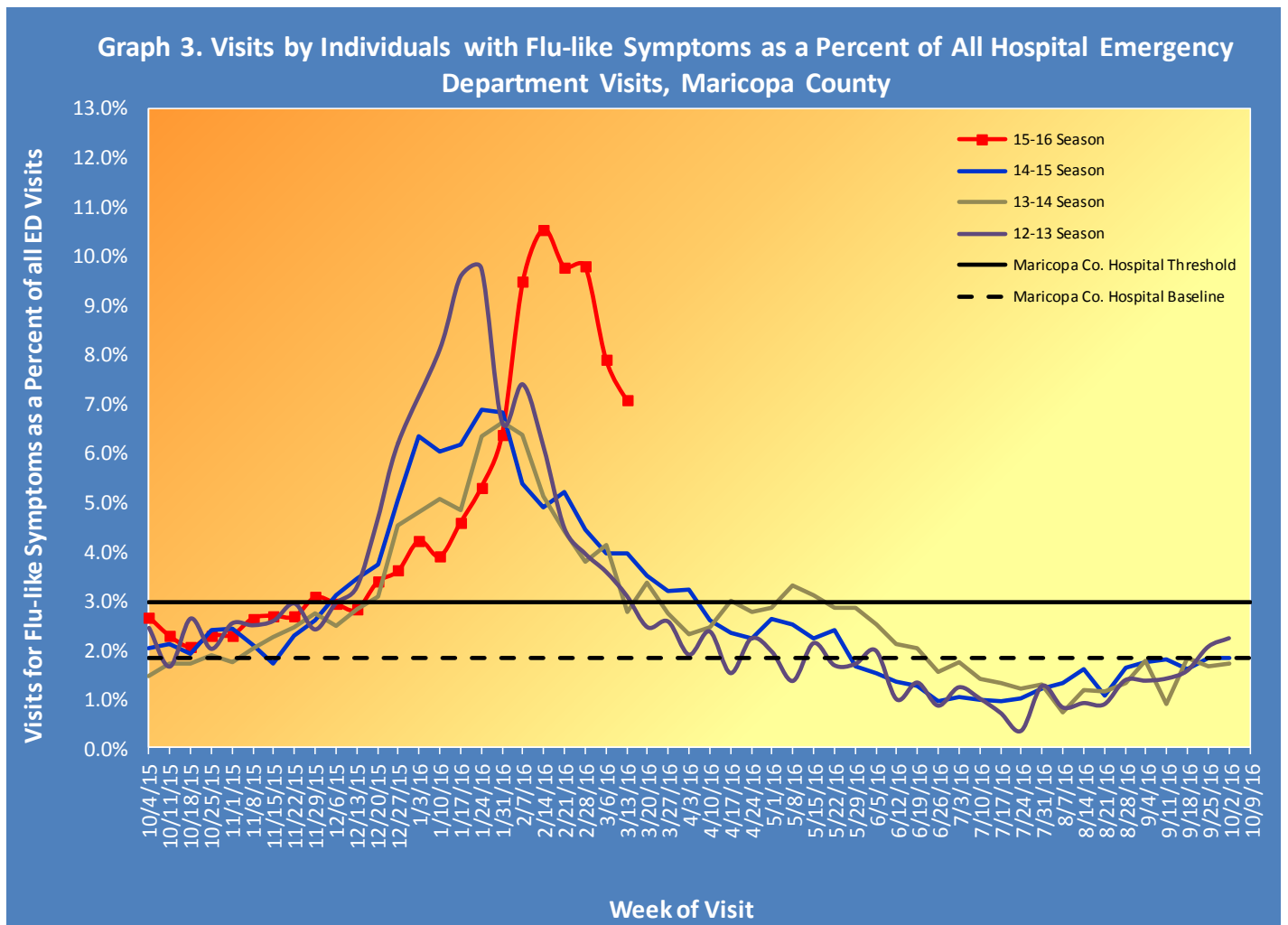
## Influenza Like Illness Activity at Hospital Emergency Departments

This influenza season there have been **12,772** visits to emergency departments by individuals with flu-like symptoms. To be counted as an individual with flu-like symptoms, the patient must have both fever and cough/sore throat.

**Graph 2** shows the number of patients with flu-like symptoms seen at 12 emergency departments.

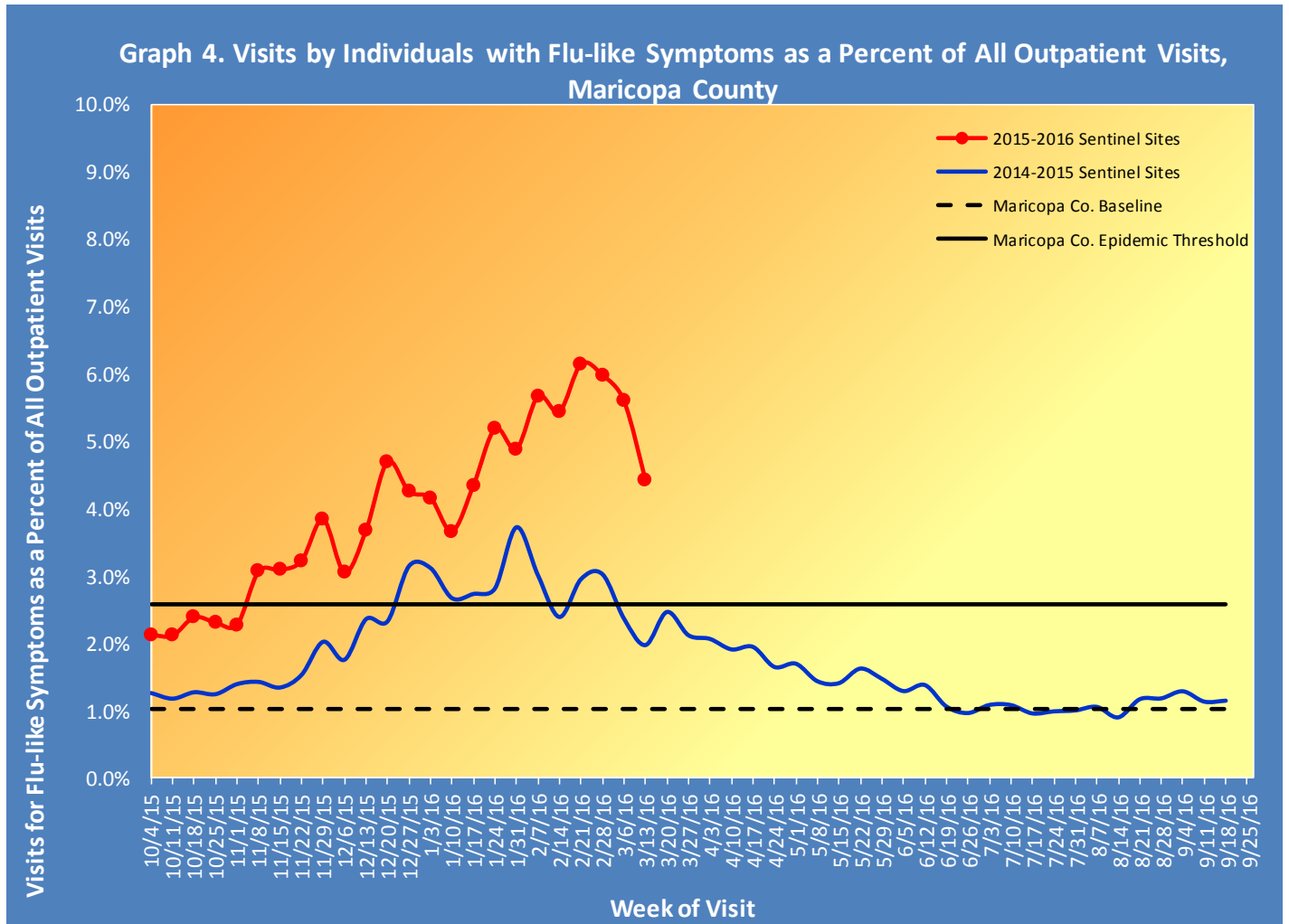


**Graph 3** shows what percent of all emergency department visits were individuals with flu-like symptoms (fever and cough/sore throat). The graph shows the trend week by week, with the current season in red.



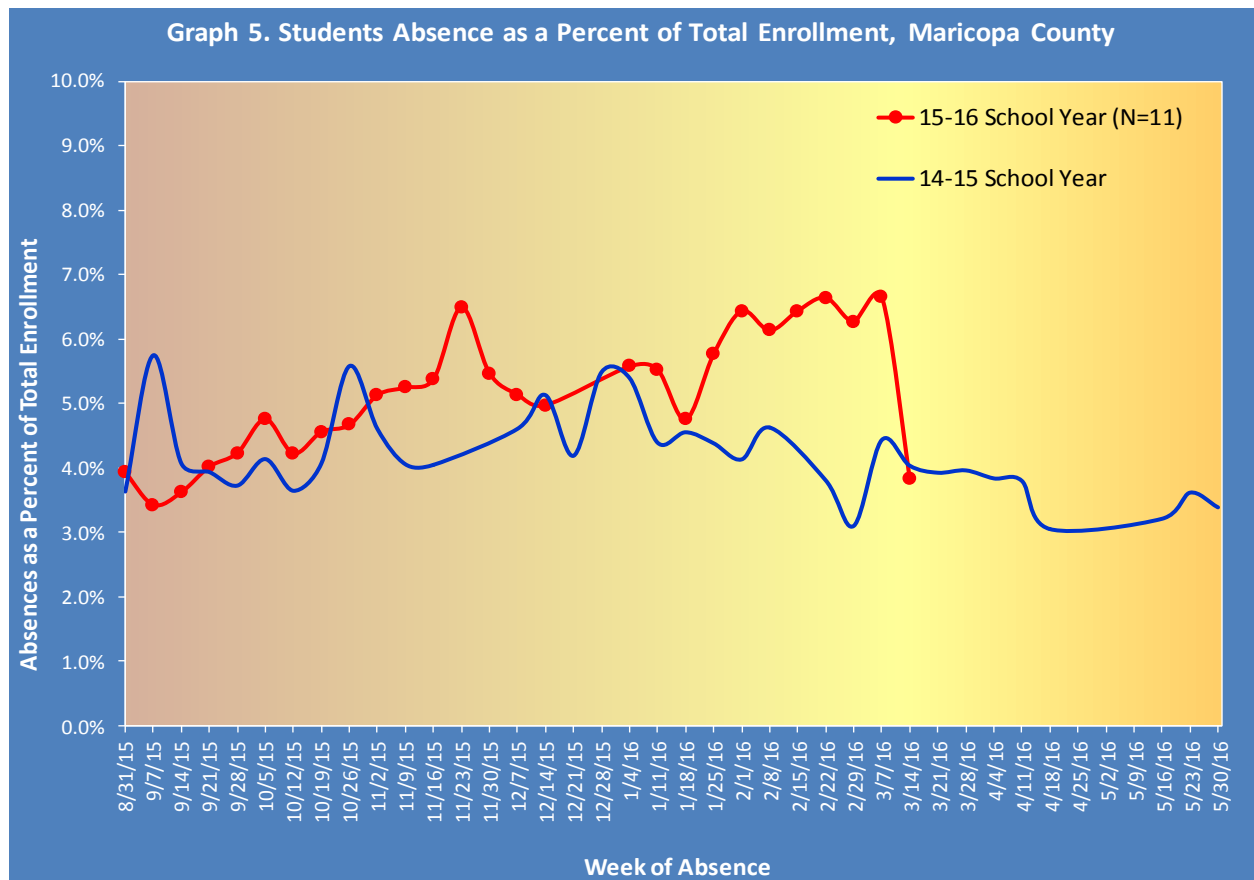
## Influenza-Like Illness Activity at Sentinel Site Outpatient Facilities Reported to the Centers for Disease Control and Prevention (CDC)

Maricopa County sentinel sites (outpatient facilities) report visits due to flu-like symptoms. This week, **4.42%** of visits at outpatient facilities were due to flu-like symptoms, last week outpatient facilities reported **5.60%**.



## Absentee Activity at Schools

**Graph 5** shows the percent of students reported absent and illustrates the week by week trend, for the current school year. The large drop in School Absences is attributed to most reporting schools being out for Spring break.



Most schools reported being on Fall Break for Week 41, Spring Break for Week 11 and Winter Break for Weeks 51 & 52

**The Maricopa County Department of Public Health wishes to thank all of the  
Influenza surveillance participants:**

Arizona Department of Health Services

Local Hospital Emergency Departments & Infection Control Practitioners

Local Outpatient Facilities and Medical Directors

Maricopa County Public Schools

Maricopa County Office of Vital Statistics

**Questions about this report may be directed to:**

[epidemiology@mail.maricopa.gov](mailto:epidemiology@mail.maricopa.gov)

**Information on influenza activity for the state, the U.S. and the world may be found  
at the following websites:**

<http://www.azdhs.gov/phs/oids/epi/flu/index.htm> (ADHS)

<http://www.cdc.gov/flu/weekly/fluactivitysurv.htm> (CDC)

[http://www.who.int/influenza/gisrs\\_laboratory/updates/en/index.html](http://www.who.int/influenza/gisrs_laboratory/updates/en/index.html) (WHO)