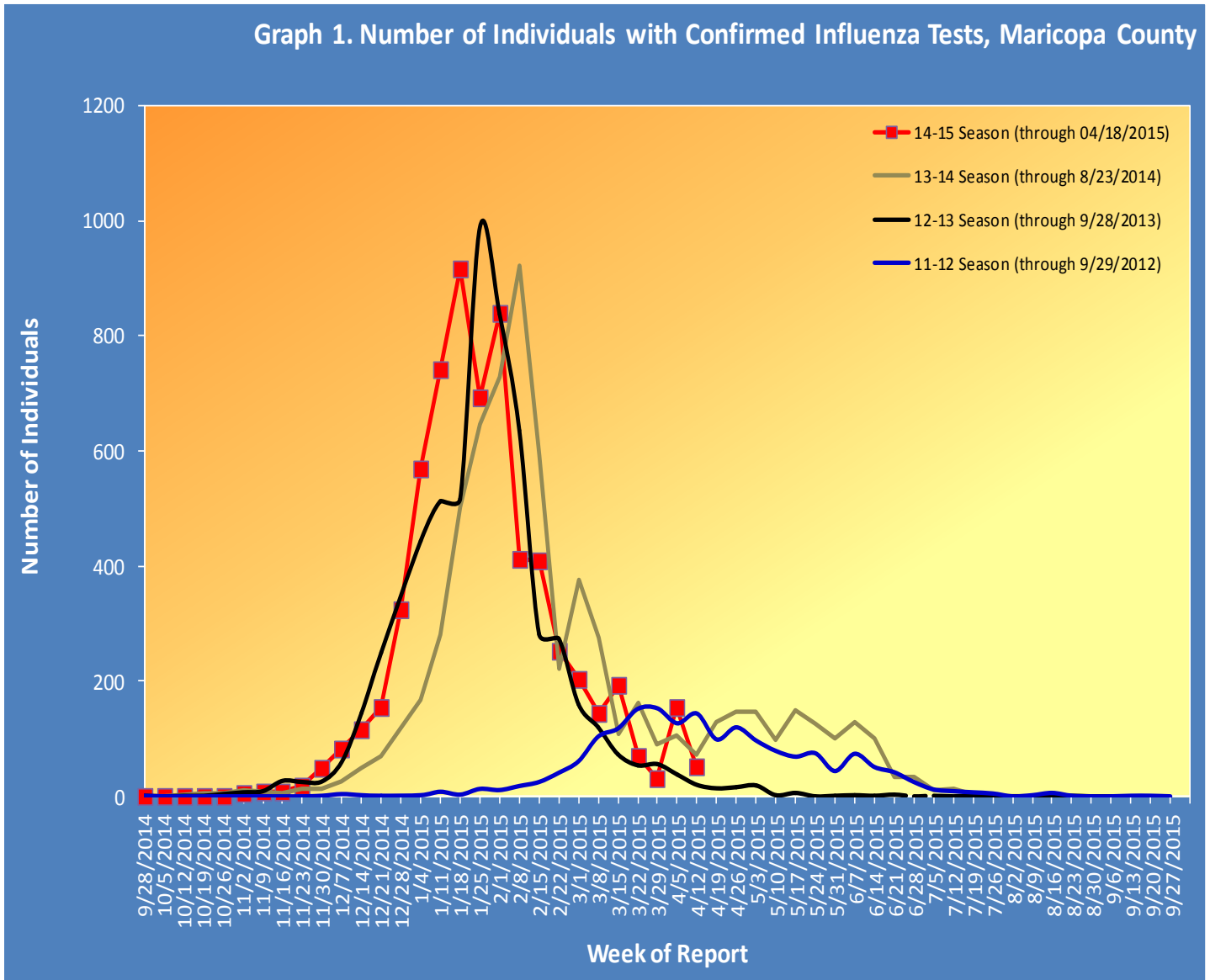


# Maricopa County Department of Public Health INFLUENZA UPDATE September 28, 2014 through April 18, 2015 Posted April 23, 2015

## Individuals with Laboratory Confirmed Influenza

The 2014-2015 influenza season starts on 9/28/2014 (week 40) and continues through 10/03/2015 (week 39). This influenza season (2014-15), there have been 6,460 laboratory confirmed influenza cases. The State of Arizona has reported **Local** activity for Week 15 (04/12/2015 – 04/18/2015). The chart below shows influenza laboratory test results for each week of the current season (red) and previous seasons.



**Table 1** shows the number of laboratory-confirmed cases reported this season compared to confirmed cases reported last week and last season.

Table 1. Laboratory-Confirmed Influenza Cases Compared to Last Week and Last Season, Maricopa County		
Total	Cumulative Season Total	Current Week Total
2014-2015	6460	53
2013-2014	5560	73
3 season average*	5858	49
<i>% increase compared to 2013-2014 season</i>	16%	-27%
<i>% increase compared to 3 season average</i>	10%	9%
<i>% increase compared to last week</i>	1%	-65.8%

**Types of Influenza**

This influenza season two subtypes of influenza A have been reported.

**Table 2** shows the number and percentage of tests reported by influenza type and subtype.

Table 2. Types/Subtypes of Influenza by Test, 2014-2015 Season, Maricopa County		
Total	6460	100.0%
Type A	5963	92.3%
<i>Subtype 2009 H1N1</i>	2	0.0%
<i>Subtype H3</i>	954	16.0%
<i>Subtyping not performed or unknown</i>	5007	84.0%
Type B	444	6.9%
Type Unknown	53	0.8%

**Pneumonia and Influenza (P&I) Deaths**

This influenza season there have been 720 pneumonia and influenza (P&I) deaths. Twelve adults and one pediatric influenza related mortality have been reported this season in Maricopa County.

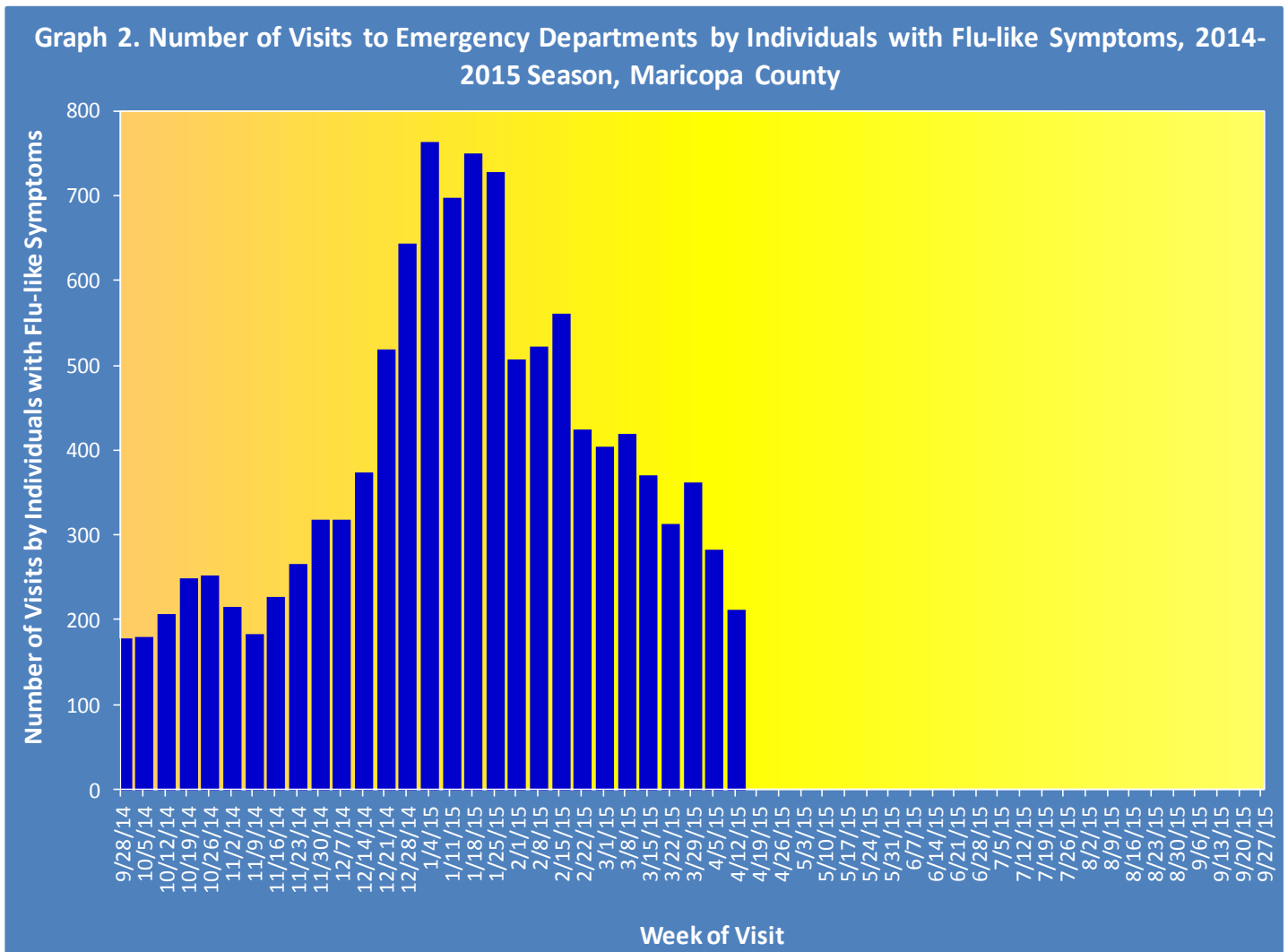
**Table 3** shows the number of P&I deaths and the number of influenza deaths that have occurred this season and last season.

Table 3. Pneumonia and Influenza (P&I) Deaths, 2014-15 & 2013-14 Seasons, Maricopa County				
	Current Season (2014-2015) As of [04/18/2015]		Last Season (2013-2014) As of [04/12/2014]	
	Pneumonia and Influenza	Influenza	Pneumonia and Influenza	Influenza
<b>Pediatric (Under Age 18)</b>	6	1	3	0
<b>Adult (18 and Over)</b>	714	12	792	36

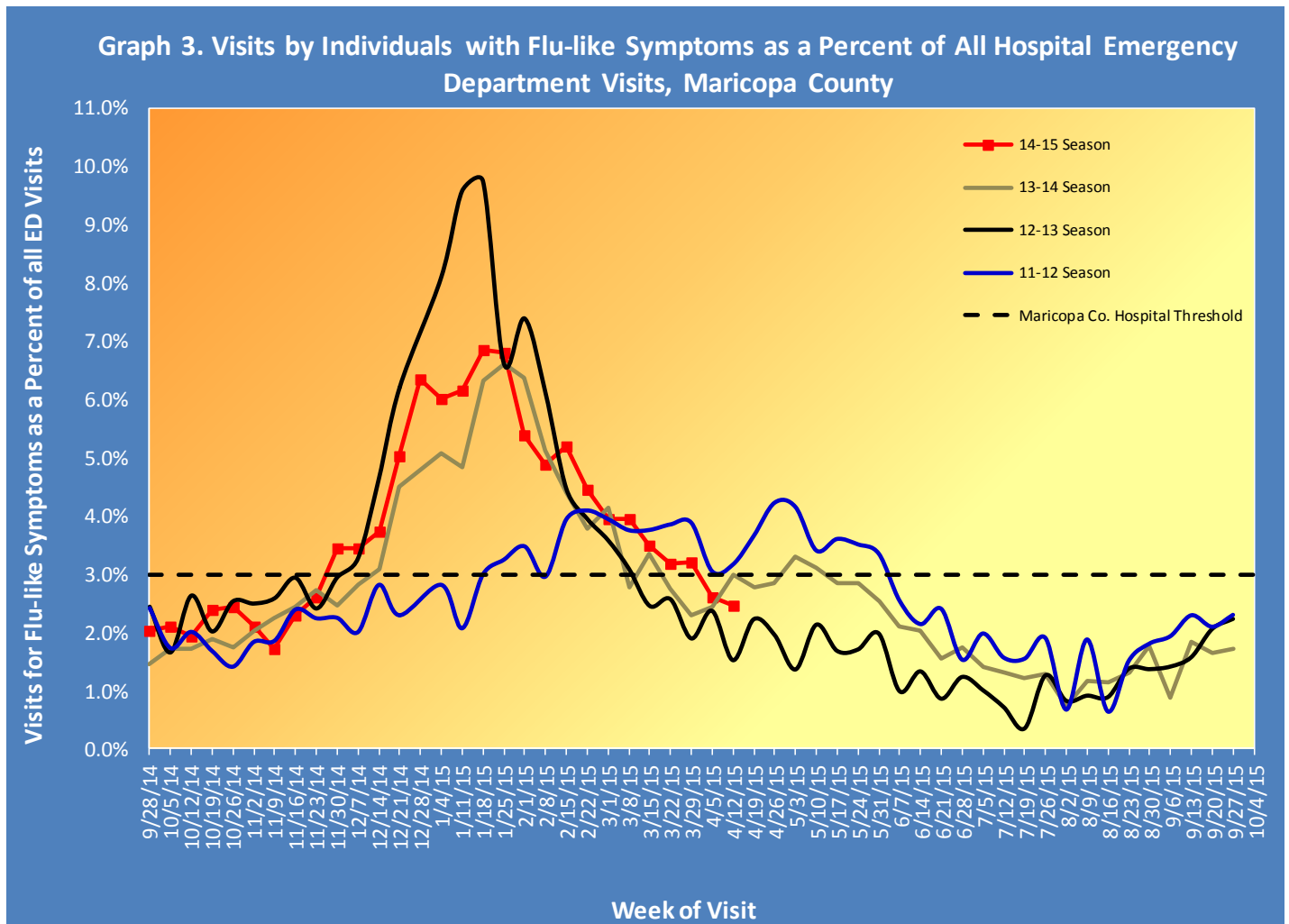
## Influenza Like Illness Activity at Hospital Emergency Departments

This influenza season there have been 11,147 visits to emergency departments by individuals with flu-like symptoms. To be counted as an individual with flu-like symptoms, the patient must have both fever and cough/sore throat.

**Graph 2** shows the number of patients with flu-like symptoms seen at 12 emergency departments.

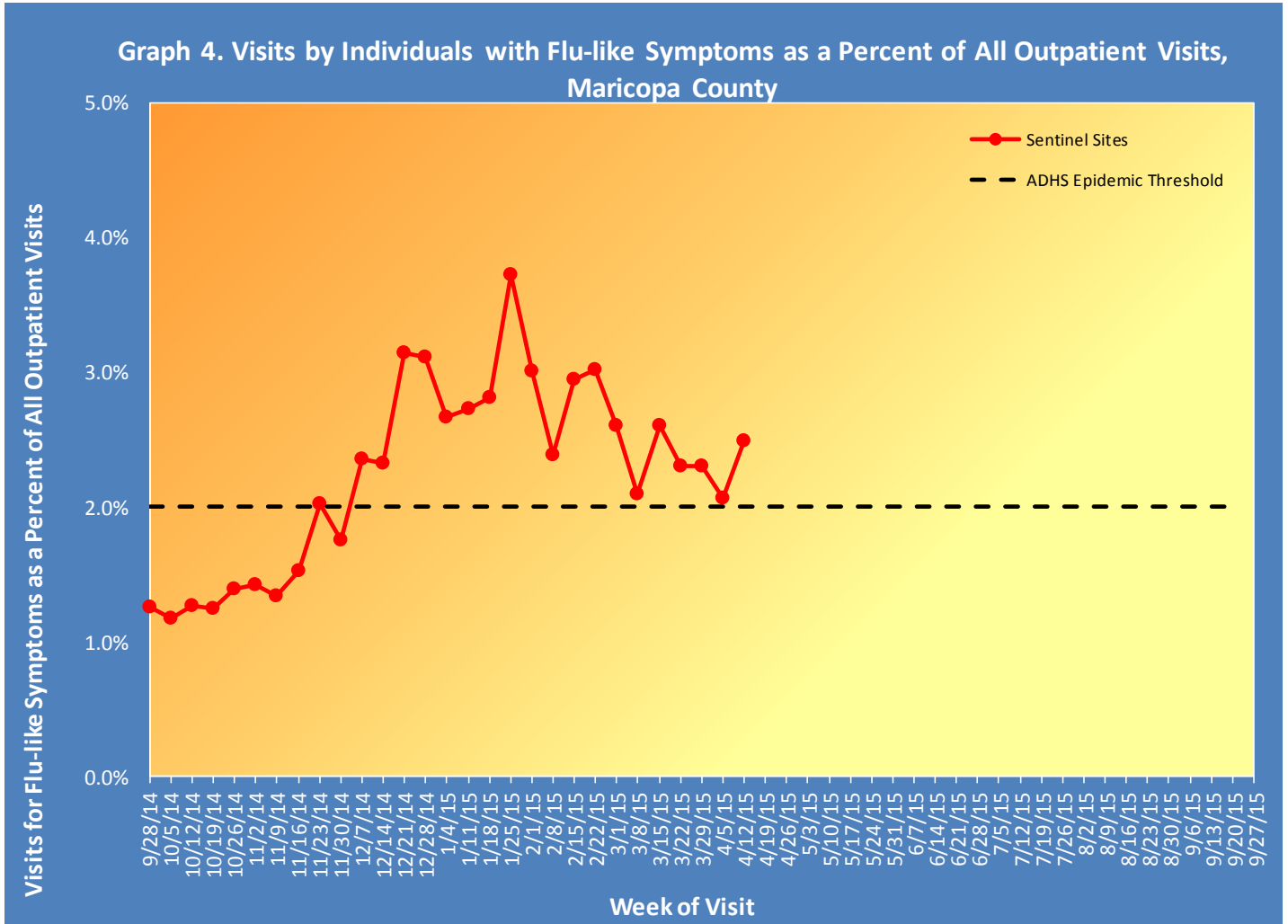


**Graph 3** shows the percentage of all emergency department visits from individuals with flu-like symptoms (fever and cough/sore throat). The graph shows the trend week by week, with the current season in red.



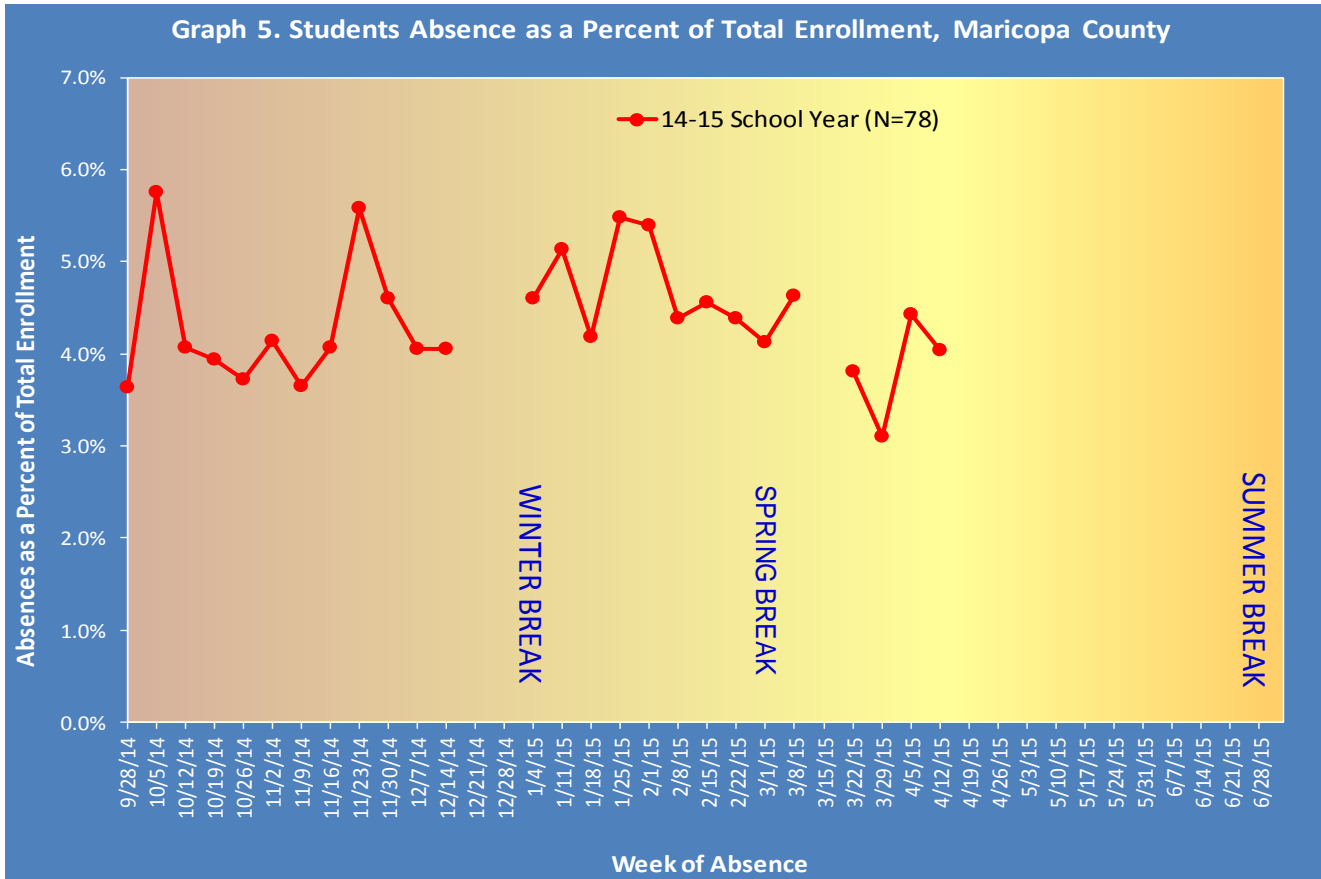
**Influenza Like Illness Activity at Sentinel Site Outpatient Facilities Reported to the Centers for Disease Control and Prevention (CDC)**

Maricopa County sentinel sites (outpatient facilities) report visits due to flu-like symptoms and the total number of visits seen each week to the Centers for Disease Control and Prevention (CDC). This week, 2.49% of visits at outpatient facilities were due to flu-like symptoms.



## Absentee Activity at Schools

**Graph 5** shows the percentage of students reported absent and illustrates the week by week trend, for the current school year. This week, absenteeism is 4.03%.



**The Maricopa County Department of Public Health wishes to thank all of the  
Influenza surveillance participants:**  
Arizona Department of Health Services  
Local Hospital Emergency Departments & Infection Control Practitioners  
Local Outpatient Facilities and Medical Directors  
Maricopa County Public Schools  
Maricopa County Office of Vital Statistics

**Questions about this report may be directed to:**

[epidemiology@mail.maricopa.gov](mailto:epidemiology@mail.maricopa.gov)

**Information on influenza activity for the state, the U.S. and the world may be found  
at the following websites:**

<http://www.azdhs.gov/phs/oids/epi/flu/index.htm> (ADHS)

<http://www.cdc.gov/flu/weekly/fluactivitysurv.htm> (CDC)

[http://www.who.int/influenza/gisrs\\_laboratory/updates/en/index.html](http://www.who.int/influenza/gisrs_laboratory/updates/en/index.html) (WHO)