

Maricopa County Department of Public Health INFLUENZA UPDATE

September 28, 2014 through June 6, 2015 Posted June 11, 2015

Individuals with Laboratory Confirmed Influenza

The 2014-2015 influenza season starts on 9/28/2014 (week 40) and continues through 10/03/2015 (week 39). This influenza season (2014-15), there have been 6,604 laboratory confirmed influenza cases. The State of Arizona has reported **Local** activity for Week 22 (05/31/2015 – 06/06/2015). The chart below shows influenza laboratory test results for each week of the current season (red) and previous seasons.

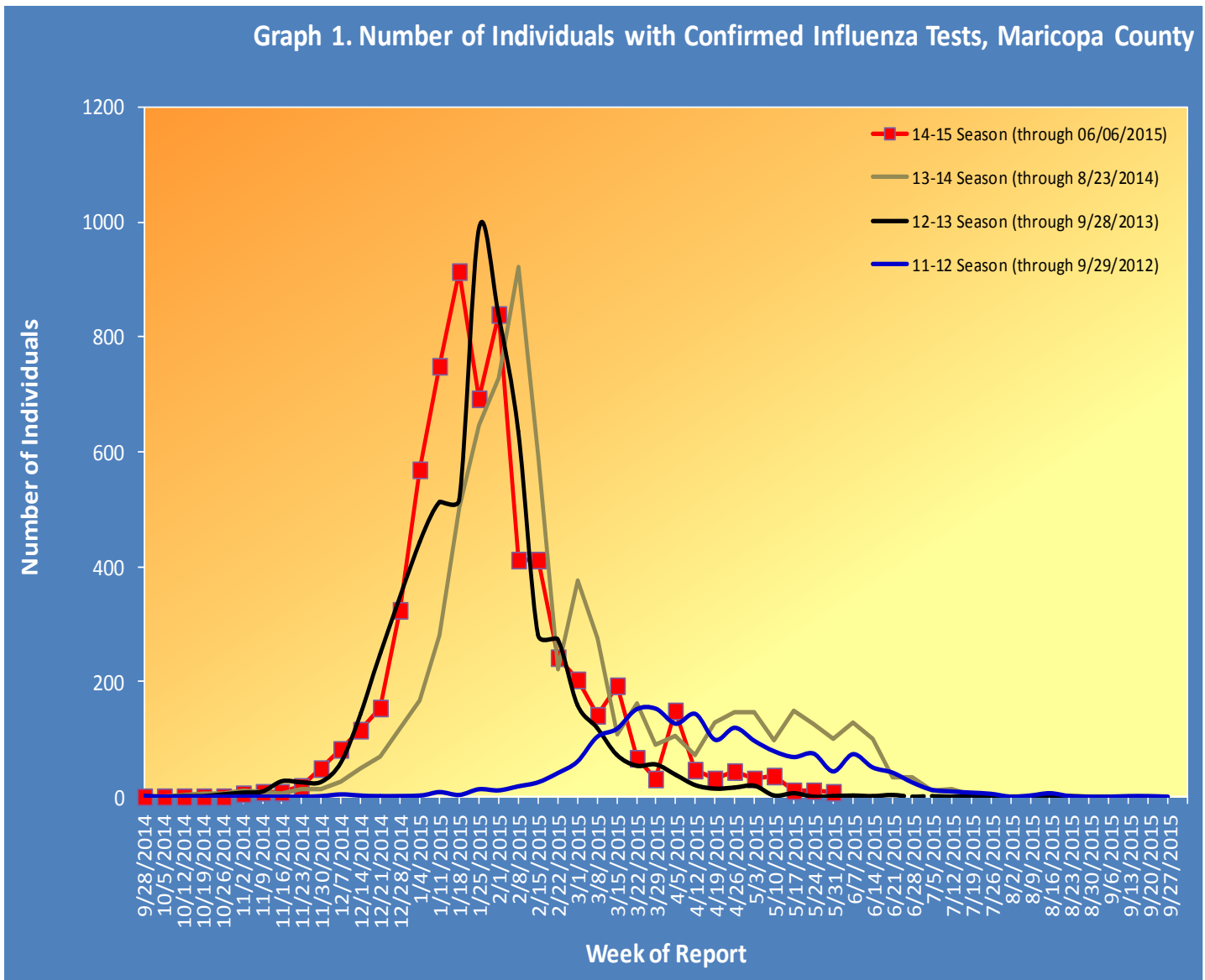


Table 1 shows the number of laboratory-confirmed cases reported this season compared to confirmed cases reported last week and last season.

| Table 1. Laboratory-Confirmed Influenza Cases Compared to Last Week and Last Season, Maricopa County | | |
|--|-------------------------|--------------------|
| Total | Cumulative Season Total | Current Week Total |
| 2014-2015 | 6604 | 9 |
| 2013-2014 | 6458 | 101 |
| 3 season average* | 6225 | 37 |
| <i>% increase compared to 2013-2014 season</i> | 2% | -91% |
| <i>% increase compared to 3 season average</i> | 6% | -76% |
| <i>% increase compared to last week</i> | 0% | -10.0% |

Types of Influenza

This influenza season two subtypes of influenza A have been reported.

Table 2 shows the number and percentage of tests reported by influenza type and subtype.

| Table 2. Types/Subtypes of Influenza by Test, 2014-2015 Season, Maricopa County | | |
|---|------|--------|
| Total | 6604 | 100.0% |
| Type A | 5969 | 90.4% |
| <i>Subtype 2009 H1N1</i> | 4 | 0.1% |
| <i>Subtype H3</i> | 983 | 16.5% |
| <i>Subtyping not performed or unknown</i> | 4982 | 83.5% |
| Type B | 580 | 8.8% |
| Type Unknown | 55 | 0.8% |

Pneumonia and Influenza (P&I) Deaths

This influenza season there have been 908 pneumonia and influenza (P&I) deaths. Twelve adults and one pediatric influenza related mortality have been reported this season in Maricopa County.

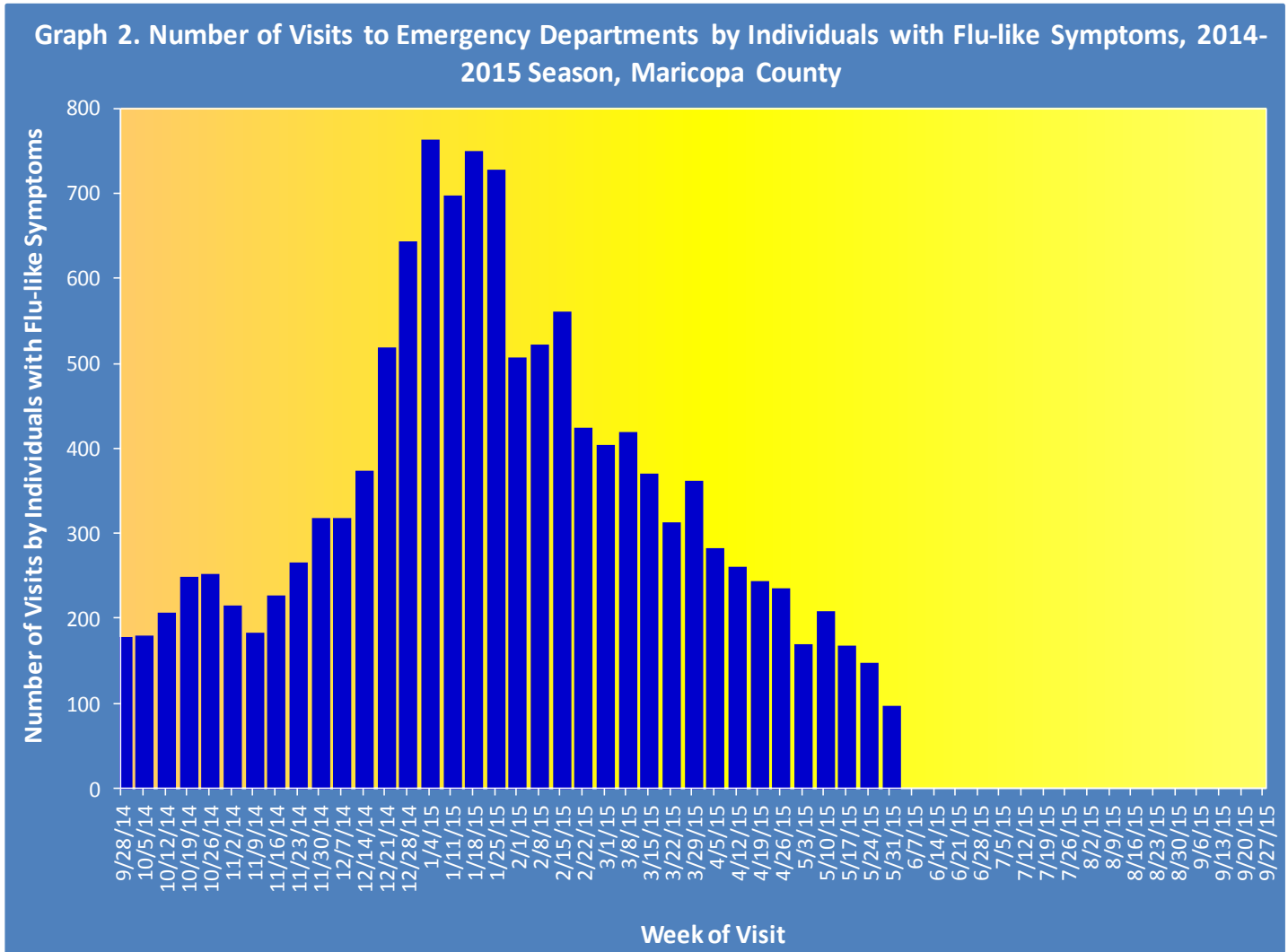
Table 3 shows the number of P&I deaths and the number of influenza deaths that have occurred this season and last season.

| Table 3. Pneumonia and Influenza (P&I) Deaths, 2014-15 & 2013-14 Seasons, Maricopa County | | | | |
|---|---|-----------|--|-----------|
| | Current Season (2014-2015) As of [06/06/2015] | | Last Season (2013-2014) As of [05/31/2014] | |
| | Pneumonia and Influenza | Influenza | Pneumonia and Influenza | Influenza |
| Pediatric (Under Age 18) | 9 | 1 | 3 | 0 |
| Adult (18 and Over) | 899 | 12 | 973 | 37 |

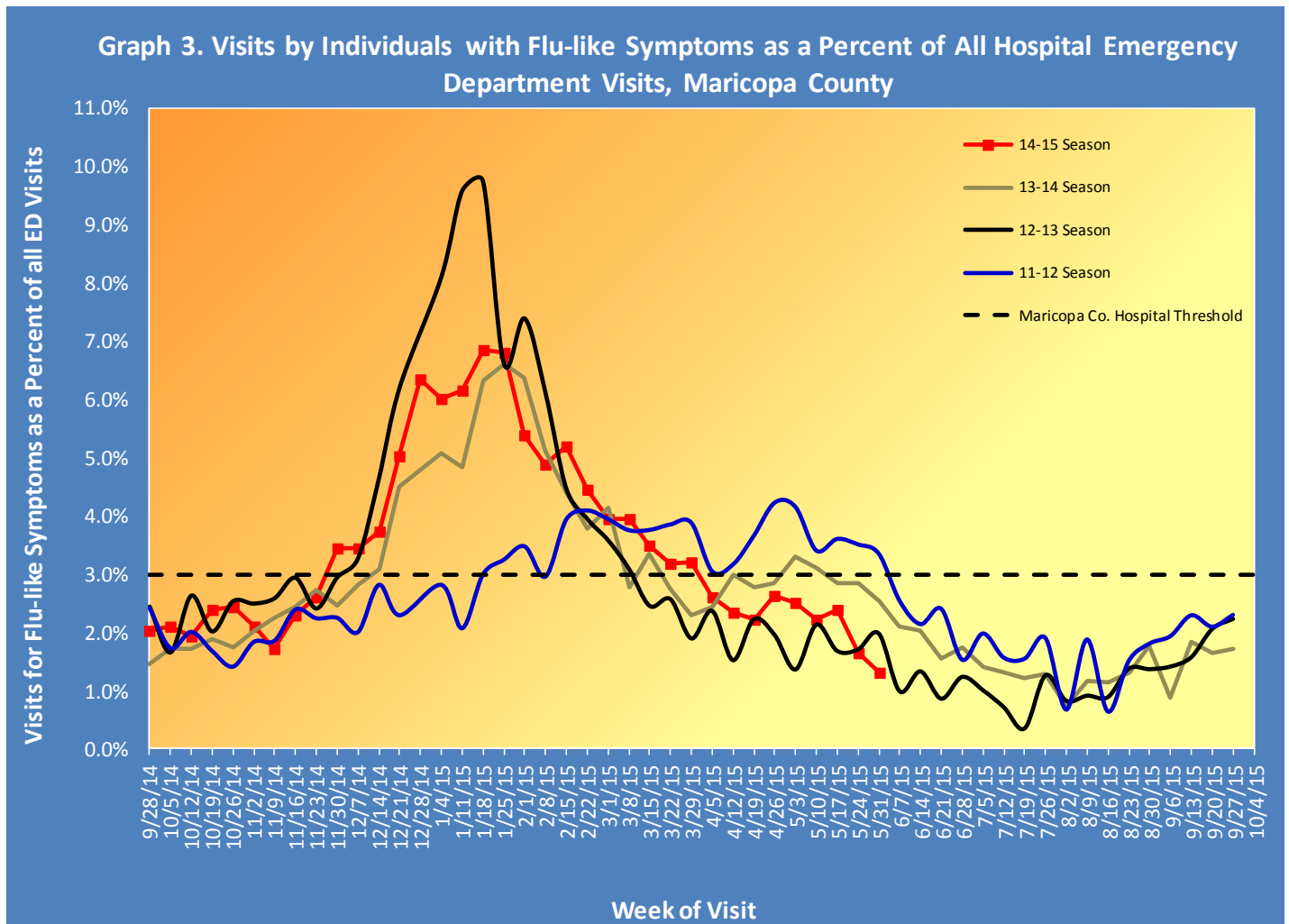
Influenza Like Illness Activity at Hospital Emergency Departments

This influenza season there have been 12,392 visits to emergency departments by individuals with flu-like symptoms. To be counted as an individual with flu-like symptoms, the patient must have both fever and cough/sore throat.

Graph 2 shows the number of patients with flu-like symptoms seen at 12 emergency departments.

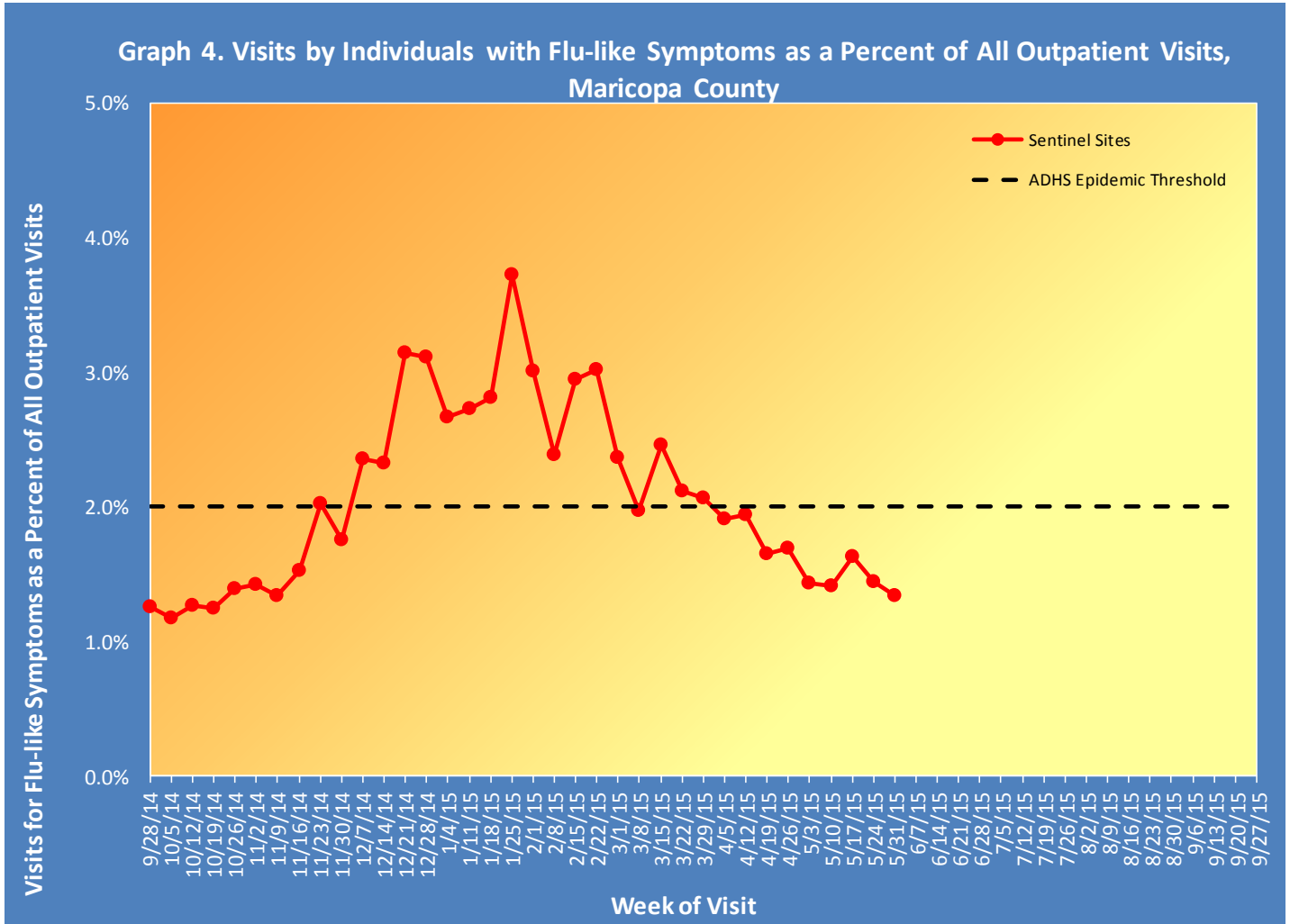


Graph 3 shows the percentage of all emergency department visits from individuals with flu-like symptoms (fever and cough/sore throat). The graph shows the trend week by week, with the current season in red.



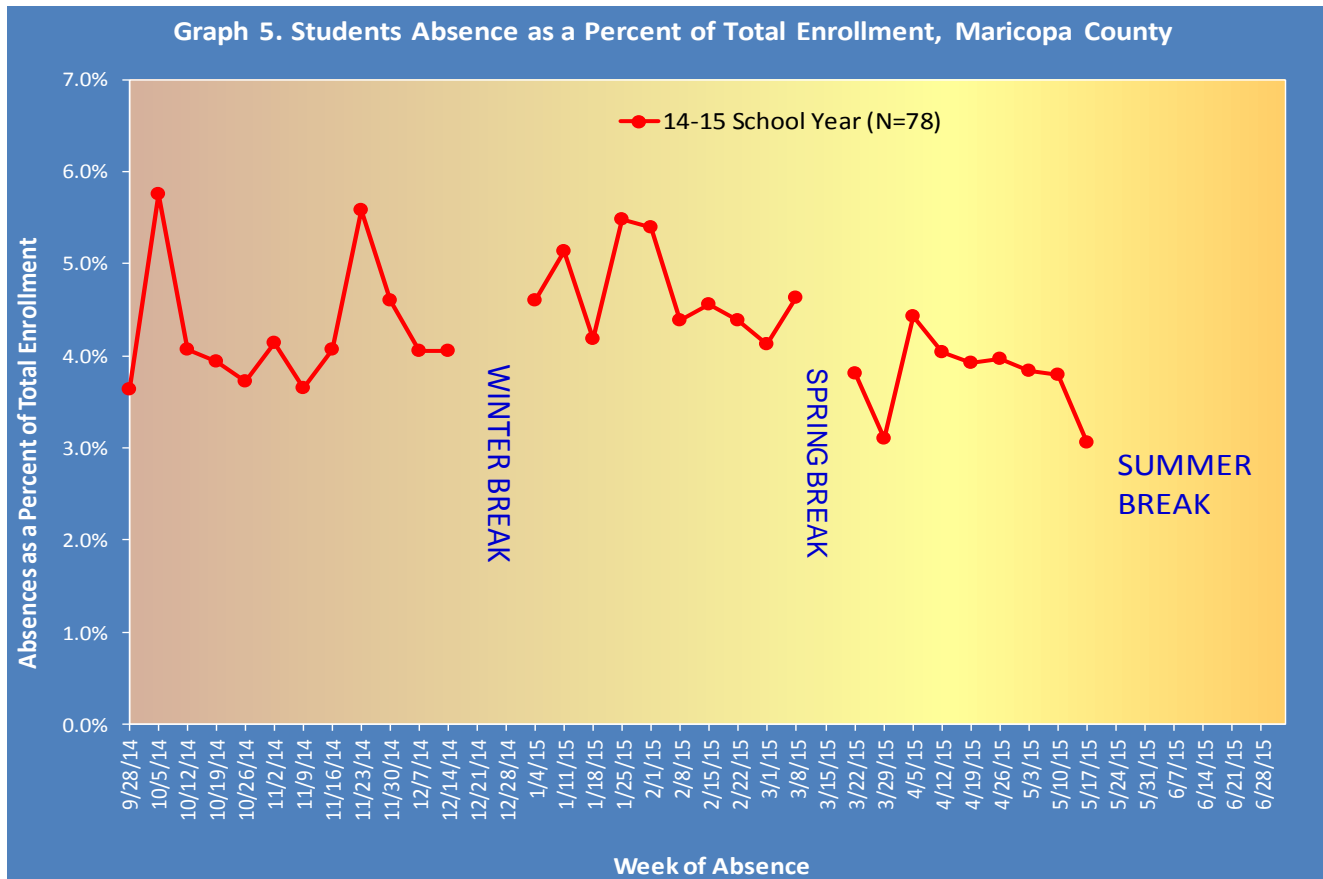
Influenza Like Illness Activity at Sentinel Site Outpatient Facilities Reported to the Centers for Disease Control and Prevention (CDC)

Maricopa County sentinel sites (outpatient facilities) report visits due to flu-like symptoms and the total number of visits seen each week to the Centers for Disease Control and Prevention (CDC). This week, 1.33% of visits at outpatient facilities were due to flu-like symptoms.



Absentee Activity at Schools

Graph 5 shows the percentage of students reported absent and illustrates the week by week trend, for the current school year. Schools are currently on summer break.



**The Maricopa County Department of Public Health wishes to thank all of the
Influenza surveillance participants:**
Arizona Department of Health Services
Local Hospital Emergency Departments & Infection Control Practitioners
Local Outpatient Facilities and Medical Directors
Maricopa County Public Schools
Maricopa County Office of Vital Statistics

Questions about this report may be directed to:

epidemiology@mail.maricopa.gov

**Information on influenza activity for the state, the U.S. and the world may be found
at the following websites:**

<http://www.azdhs.gov/phs/oids/epi/flu/index.htm> (ADHS)

<http://www.cdc.gov/flu/weekly/fluactivitysurv.htm> (CDC)

http://www.who.int/influenza/gisrs_laboratory/updates/en/index.html (WHO)