

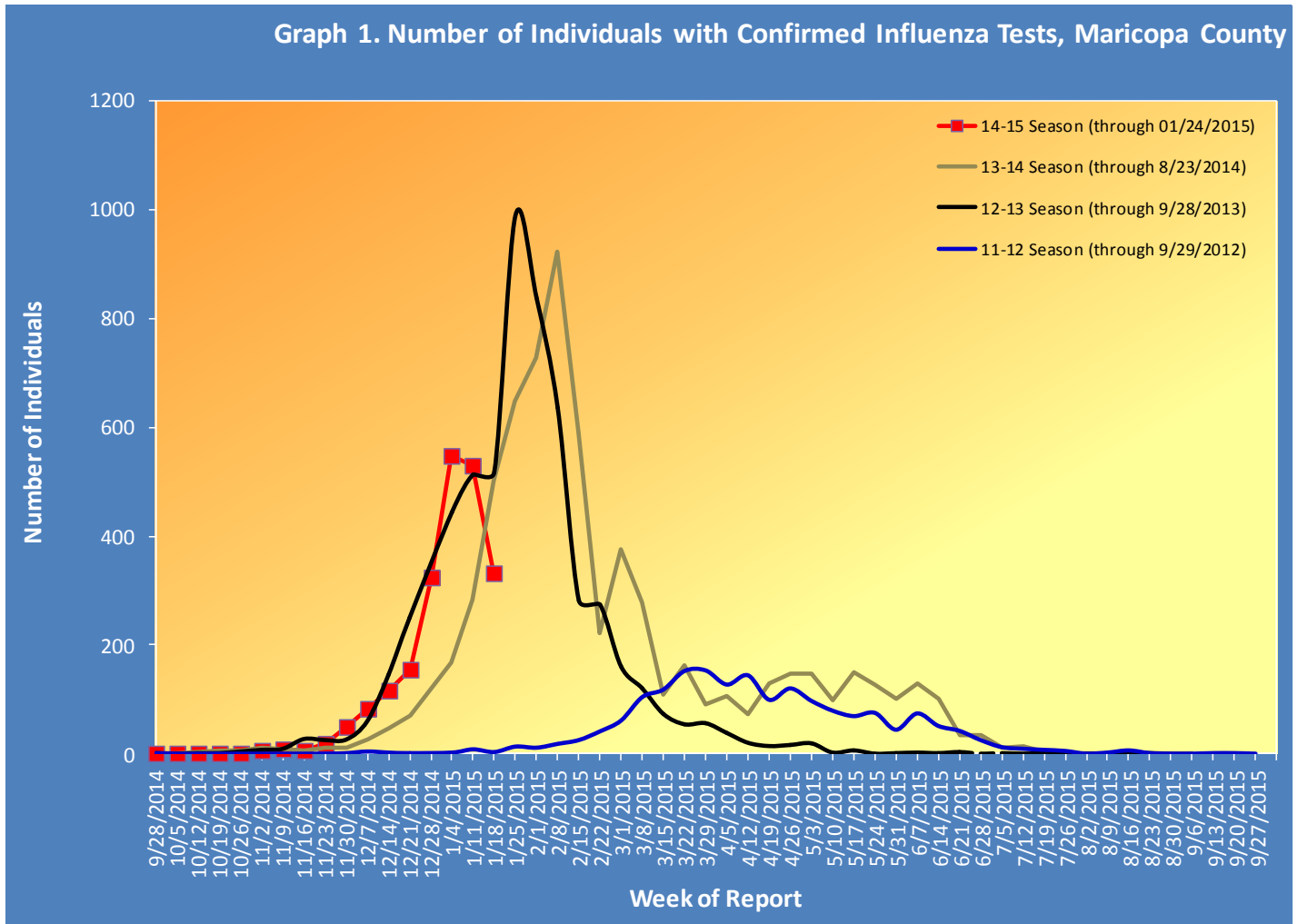
# Maricopa County Department of Public Health INFLUENZA UPDATE

## September 28, 2014 through January 24, 2015

### Posted January 28, 2015

#### Individuals with Laboratory Confirmed Influenza

The 2014-2015 influenza season starts on 9/28/2014 (week 40) and continues through 10/03/2015 (week 39). This influenza season (2014-15), there have been 2,183 laboratory confirmed influenza cases. The State of Arizona has reported **Widespread** activity for Week 3 (01/18/15-01/24/15). There are a large number of reports that are still being processed, which means the numbers in this report are **provisional**. The chart below shows influenza laboratory test results for each week of the current season (red) and previous seasons.



**Table 1** shows the number of laboratory-confirmed cases reported this season compared to confirmed cases reported last week and last season.

Table 1. Laboratory-Confirmed Influenza Cases Compared to Last Week and Last Season, Maricopa County		
Total	Cumulative Season Total	Current Week Total
2014-2015	2183	333
2013-2014	1254	502
3 season average*	1817	451
% increase compared to 2013-2014 season	74%	-34%
% increase compared to 3 season average	20%	-26%
% increase compared to last week	18%	-37.3%

### Types of Influenza

This influenza season two types of influenza have been reported. **Table 2** shows the number and percentage of tests reported by influenza type and subtype.

Table 2. Types/Subtypes of Influenza by Test, 2014-2015 Season, Maricopa County		
Total	2183	100.0%
Type A	2028	92.9%
Subtype 2009 H1N1	2	0.1%
Subtype H3	217	10.7%
Subtyping not performed or unknown	1809	89.2%
Type B	133	6.1%
Type Unknown	22	1.0%

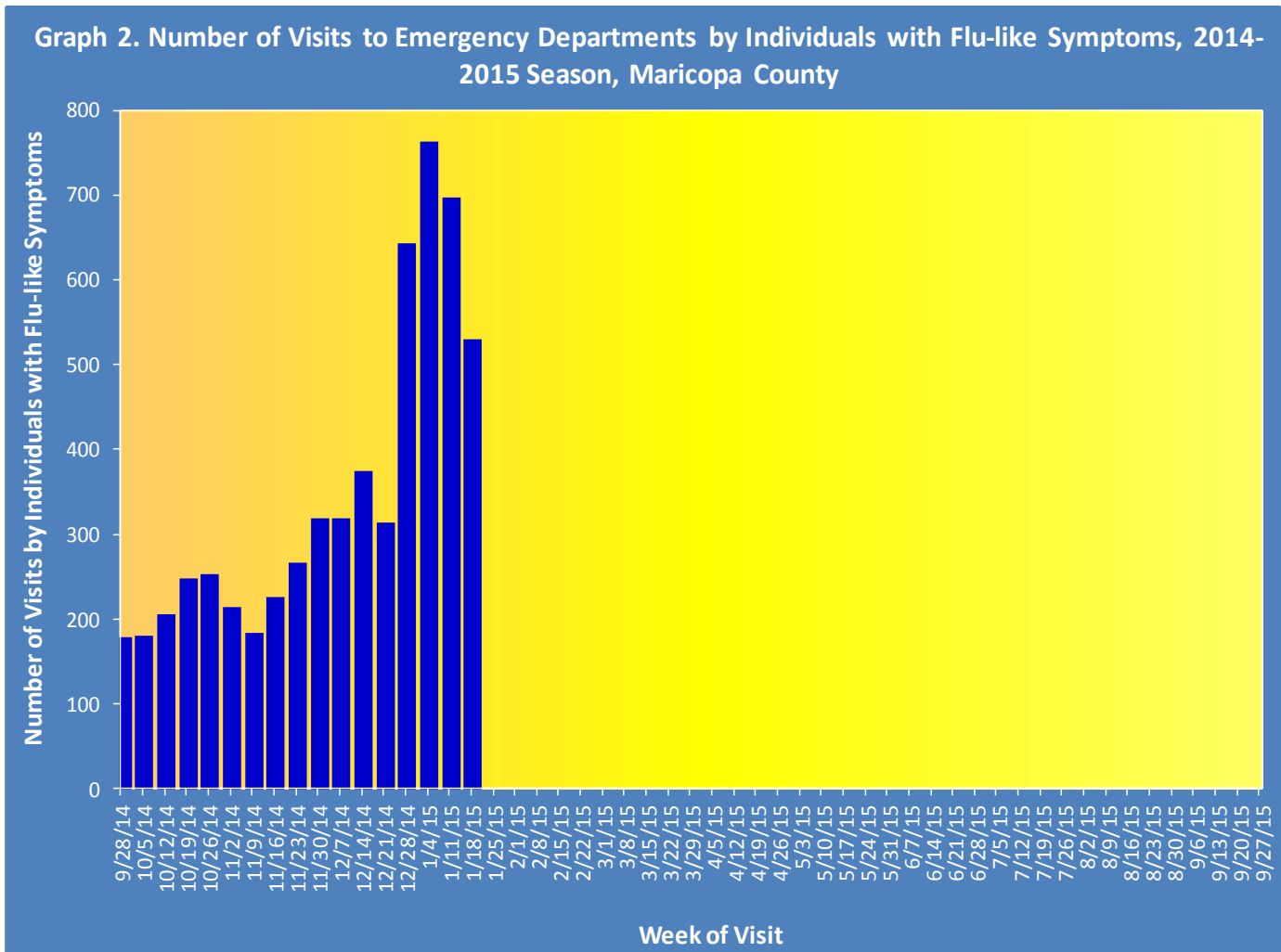
### Pneumonia and Influenza (P&I) Deaths

This influenza season there have been 375 pneumonia and influenza (P&I) deaths. Two adult influenza related mortalities have been reported this season, no pediatric mortality has been reported in Maricopa County this season. **Table 3** shows the number of P&I deaths and the number of influenza deaths that occurred this season and last season.

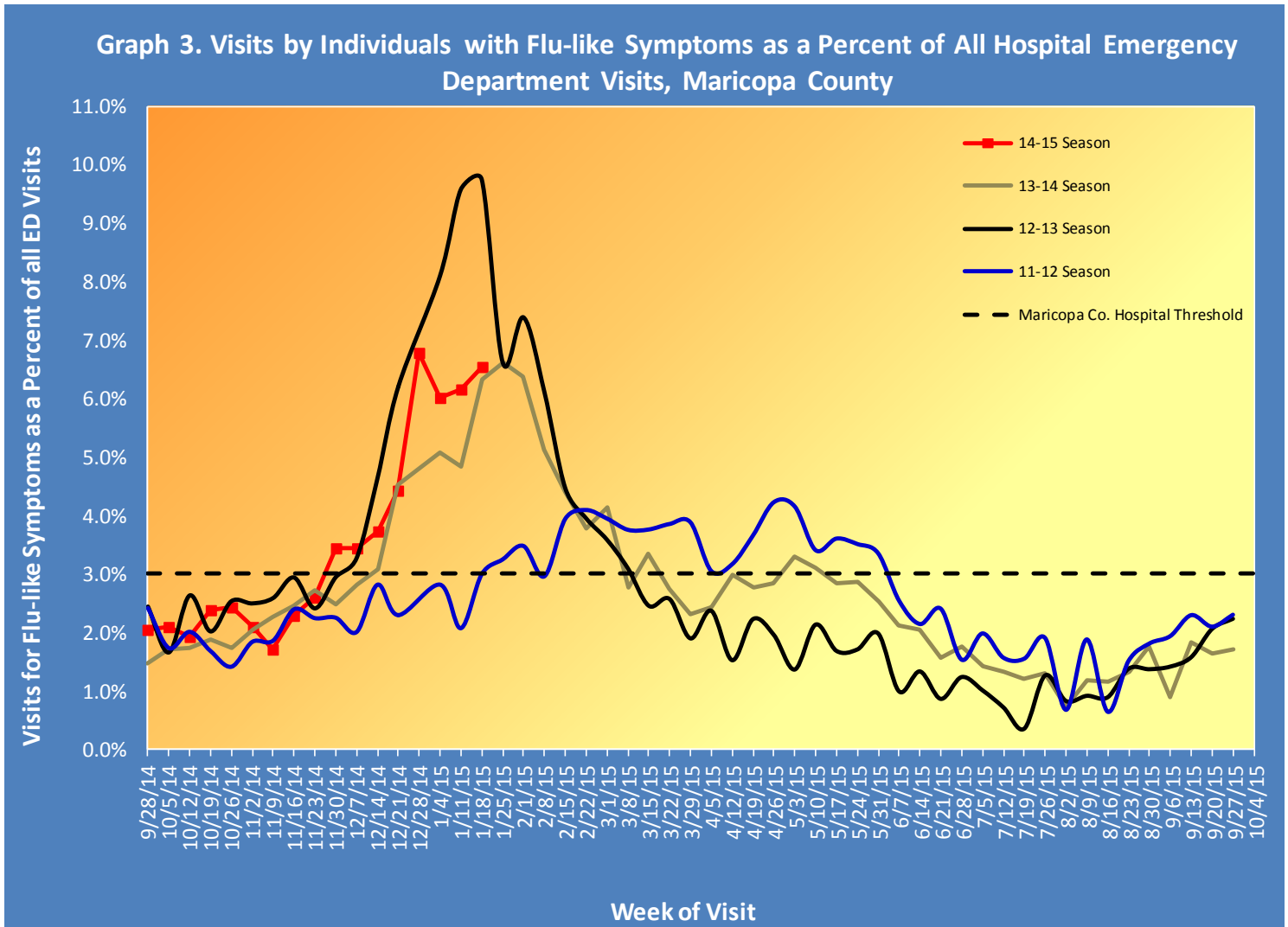
Table 3. Pneumonia and Influenza (P&I) Deaths, 2014-15 & 2013-14 Seasons, Maricopa County				
	Current Season (2014-2015) As of [01/24/2015]		Last Season (2013-2014) As of [01/18/2014]	
	Pneumonia and Influenza	Influenza	Pneumonia and Influenza	Influenza
<b>Pediatric (Under Age 18)</b>	3	0	1	0
<b>Adult (18 and Over)</b>	372	2	359	2

### Influenza Like Illness Activity at Hospital Emergency Departments

This influenza season there have been 5,739 visits to emergency departments by individuals with flu-like symptoms. To be counted as an individual with flu-like symptoms, the patient must have both fever and cough/sore throat. Graph 2 shows the number of patients with flu-like symptoms seen at 12 emergency departments.

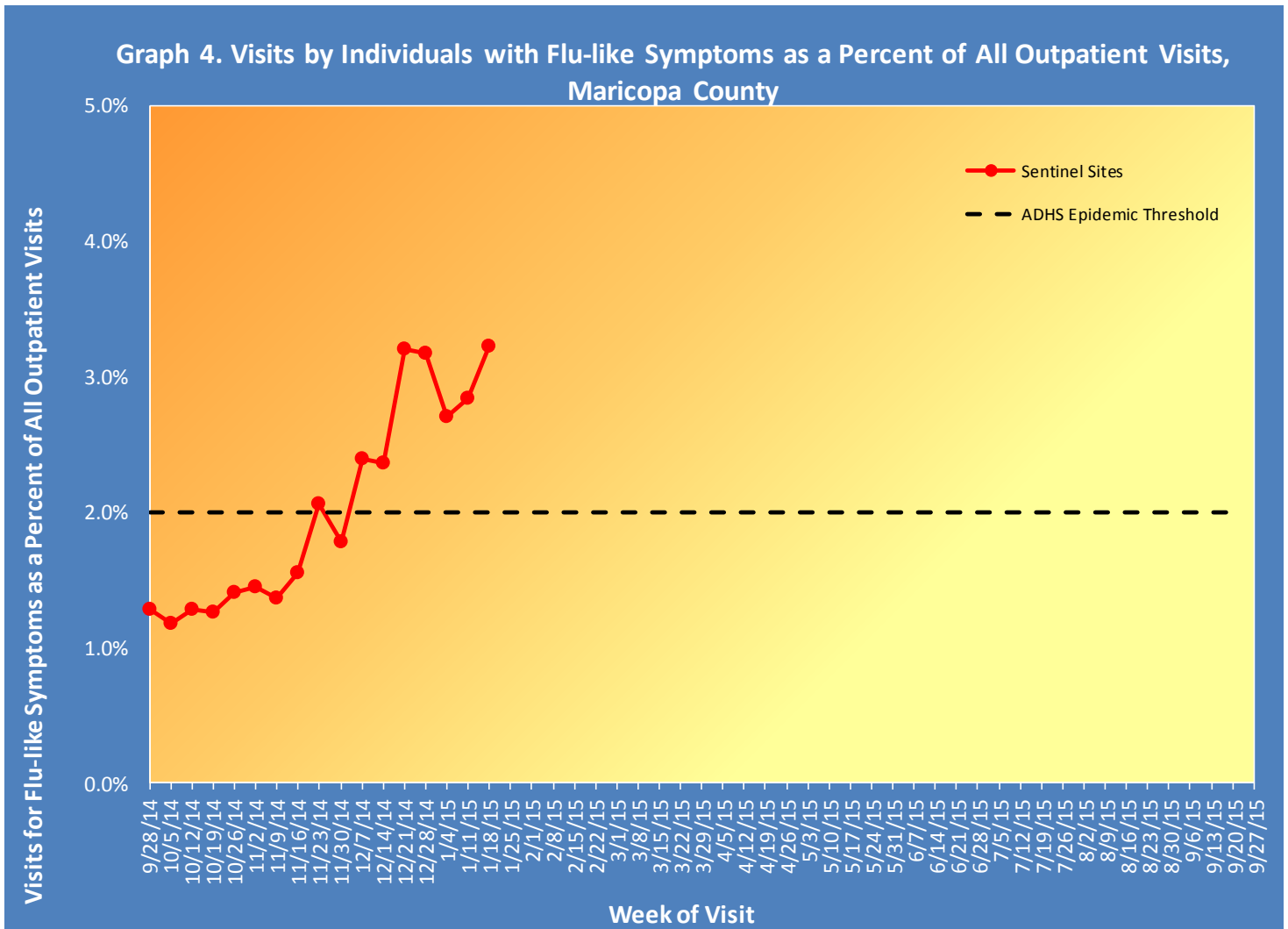


Graph 3 shows what percent of all emergency department visits were individuals with flu-like symptoms (fever and cough/sore throat). The graph shows the trend week by week, with the current season in red.



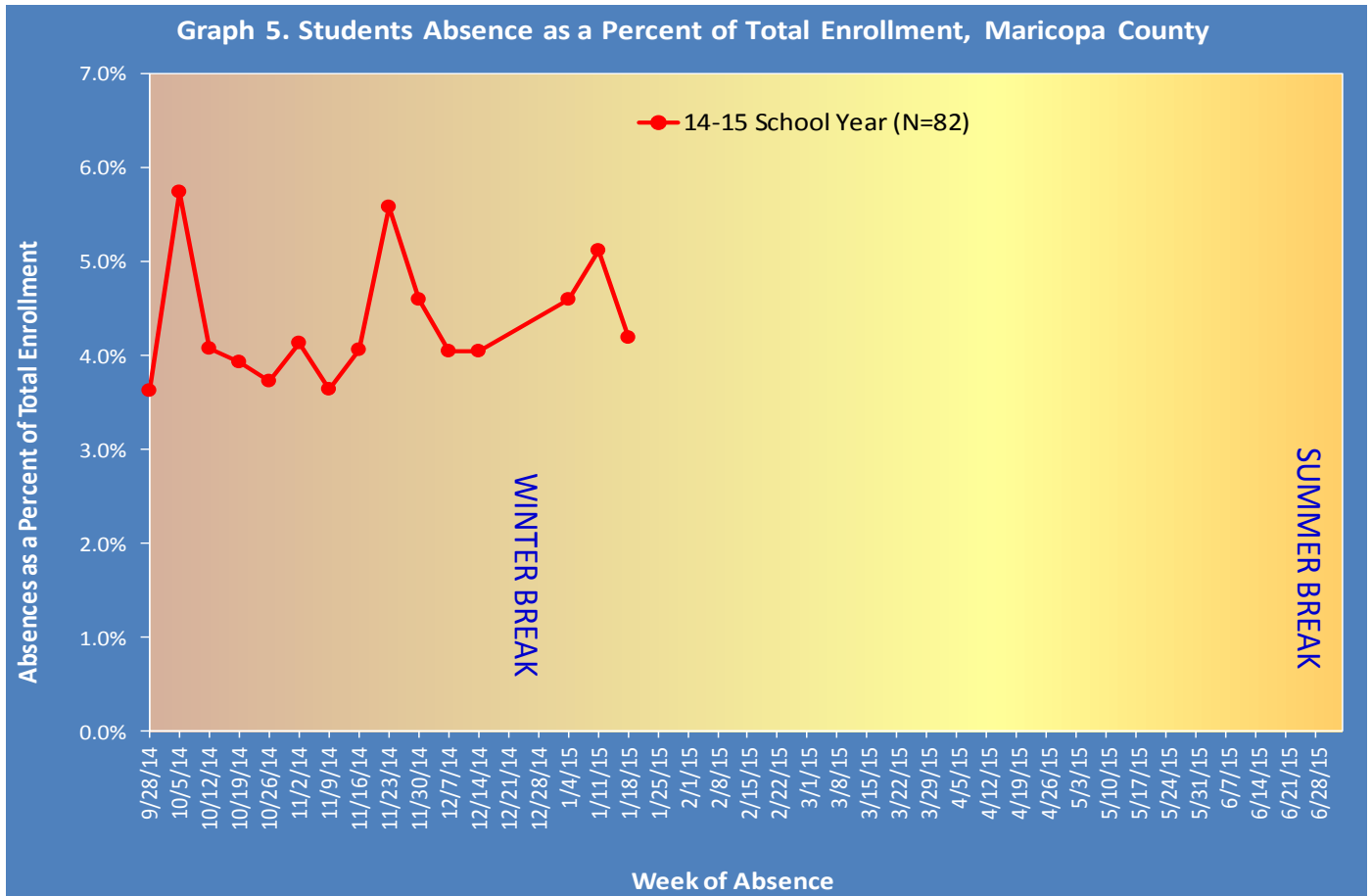
**Influenza Like Illness Activity at Sentinel Site Outpatient Facilities Reported to the Centers for Disease Control and Prevention (CDC)**

Maricopa County sentinel sites (outpatient facilities) report visits due to flu-like symptoms and the total number of visits seen each week to the Centers for Disease Control and Prevention (CDC). This week, 3.22% of visits at outpatient facilities were due to flu-like symptoms.



## Absentee Activity at Schools

Graph 5 shows the percent of students reported absent and illustrates the week by week trend, for the current school year. This week, absenteeism is 4.19%.



**The Maricopa County Department of Public Health wishes to thank all of the  
Influenza surveillance participants:**

*Arizona Department of Health Services*

*Local Hospital Emergency Departments & Infection Control Practitioners*

*Local Outpatient Facilities and Medical Directors*

*Maricopa County Public Schools*

*Maricopa County Office of Vital Statistics*

**Questions about this report may be directed to:**

[epidemiology@mail.maricopa.gov](mailto:epidemiology@mail.maricopa.gov)

**Information on influenza activity for the state, the U.S. and the world may be found  
at the following websites:**

<http://www.azdhs.gov/phs/oids/epi/flu/index.htm> (ADHS)

<http://www.cdc.gov/flu/weekly/fluactivitysurv.htm> (CDC)

[http://www.who.int/influenza/gisrs\\_laboratory/updates/en/index.html](http://www.who.int/influenza/gisrs_laboratory/updates/en/index.html) (WHO)