

Maricopa County Department of Public Health

INFLUENZA UPDATE

September 28, 2014 through January 17, 2015

Posted January 22, 2015

Individuals with Laboratory Confirmed Influenza

The 2014-2015 influenza season starts on 9/28/2014 (week 40) and continues through 10/03/2015 (week 39). This influenza season (2014-15), there have been 1,637 laboratory confirmed influenza cases. The State of Arizona has reported **Widespread** activity for Week 2 (01/11/15-01/17/15). The chart below shows influenza laboratory test results for each week of the current season (red) and previous seasons.

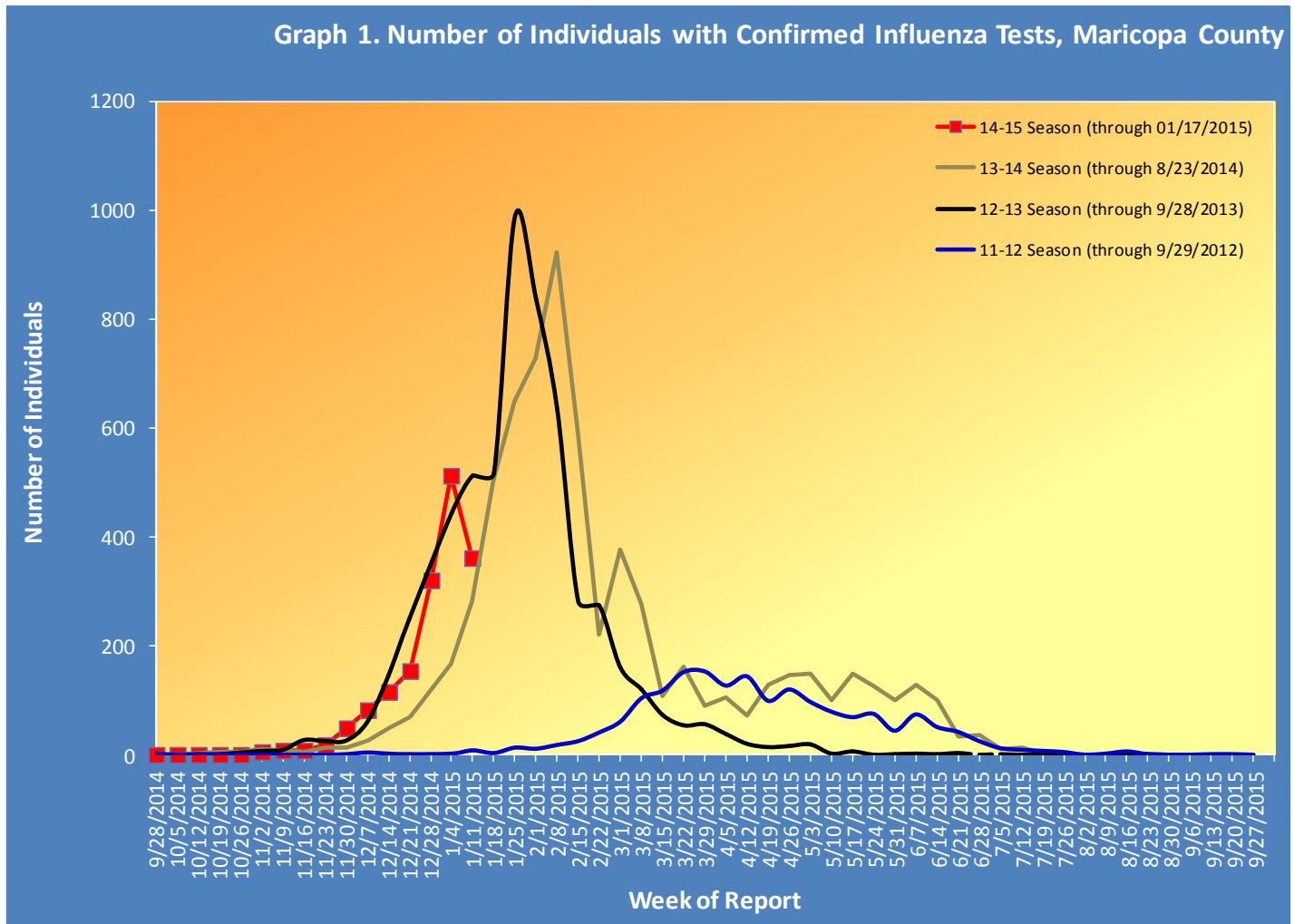


Table 1 shows the number of laboratory-confirmed cases

Table 1. Laboratory-Confirmed Influenza Cases Compared to Last Week and Last Season, Maricopa County		
Total	Cumulative Season Total	Current Week Total
2014-2015	1637	362
2013-2014	752	282
3 season average*	1296	386
% increase compared to 2013-2014 season	118%	28%
% increase compared to 3 season average	26%	-6%
% increase compared to last week	28%	-29.3%

Types of Influenza

This influenza season 1,637 confirmed cases of influenza have been reported. Table 2 shows the number and percentage of cases reported by influenza type and subtype.

Table 2. Types/Subtypes of Influenza by Test, 2014-2015 Season, Maricopa County		
Total	1637	100.0%
Type A	1519	92.8%
Subtype 2009 H1N1	1	0.1%
Subtype H3	198	13.0%
Subtyping not performed or unknown	1320	86.9%
Type B	101	6.2%
Type Unknown	17	1.0%

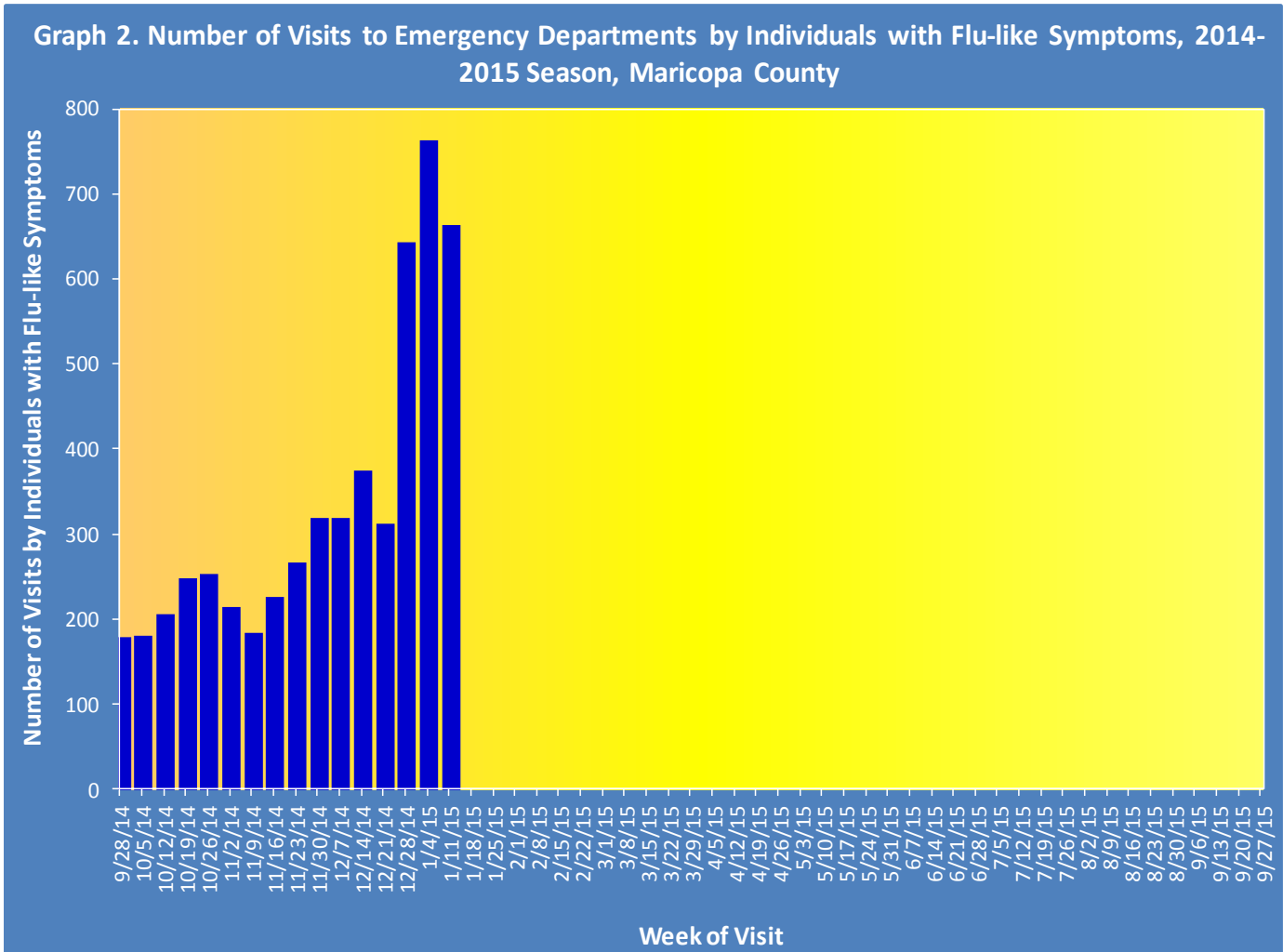
Pneumonia and Influenza (P&I) Deaths

This influenza season there have been 348 pneumonia and influenza (P&I) deaths. Two adult influenza related mortalities have been reported this season, no pediatric mortality has been reported in Maricopa County this season. Table 3 shows the number of P&I deaths and the number of influenza deaths that occurred this season and last season.

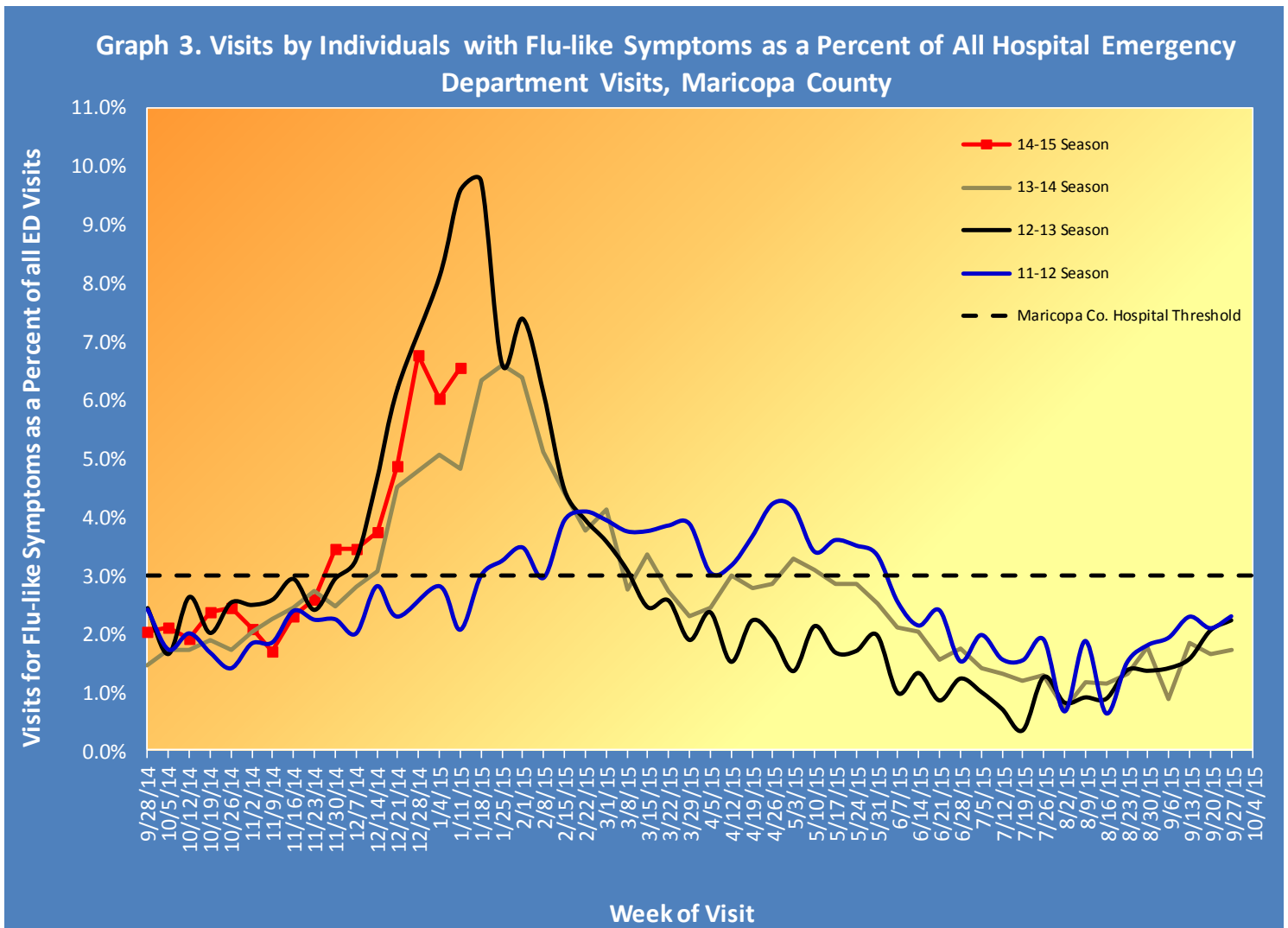
Table 3. Pneumonia and Influenza (P&I) Deaths, 2014-15 & 2013-14 Seasons, Maricopa County				
	Current Season (2014-2015) As of [01/17/2015]		Last Season (2013-2014) As of [01/11/2014]	
	Pneumonia and Influenza	Influenza	Pneumonia and Influenza	Influenza
Pediatric (Under Age 18)	3	0	0	0
Adult (18 and Over)	345	2	323	1

Influenza Like Illness Activity at Hospital Emergency Departments

This influenza season there have been 5,183 visits to emergency departments by individuals with flu-like symptoms. To be counted as an individual with flu-like symptoms, the patient must have both fever and and cough/sore throat. Graph 2 shows the number of patients with flu-like symptoms seen at 12 emergency departments.

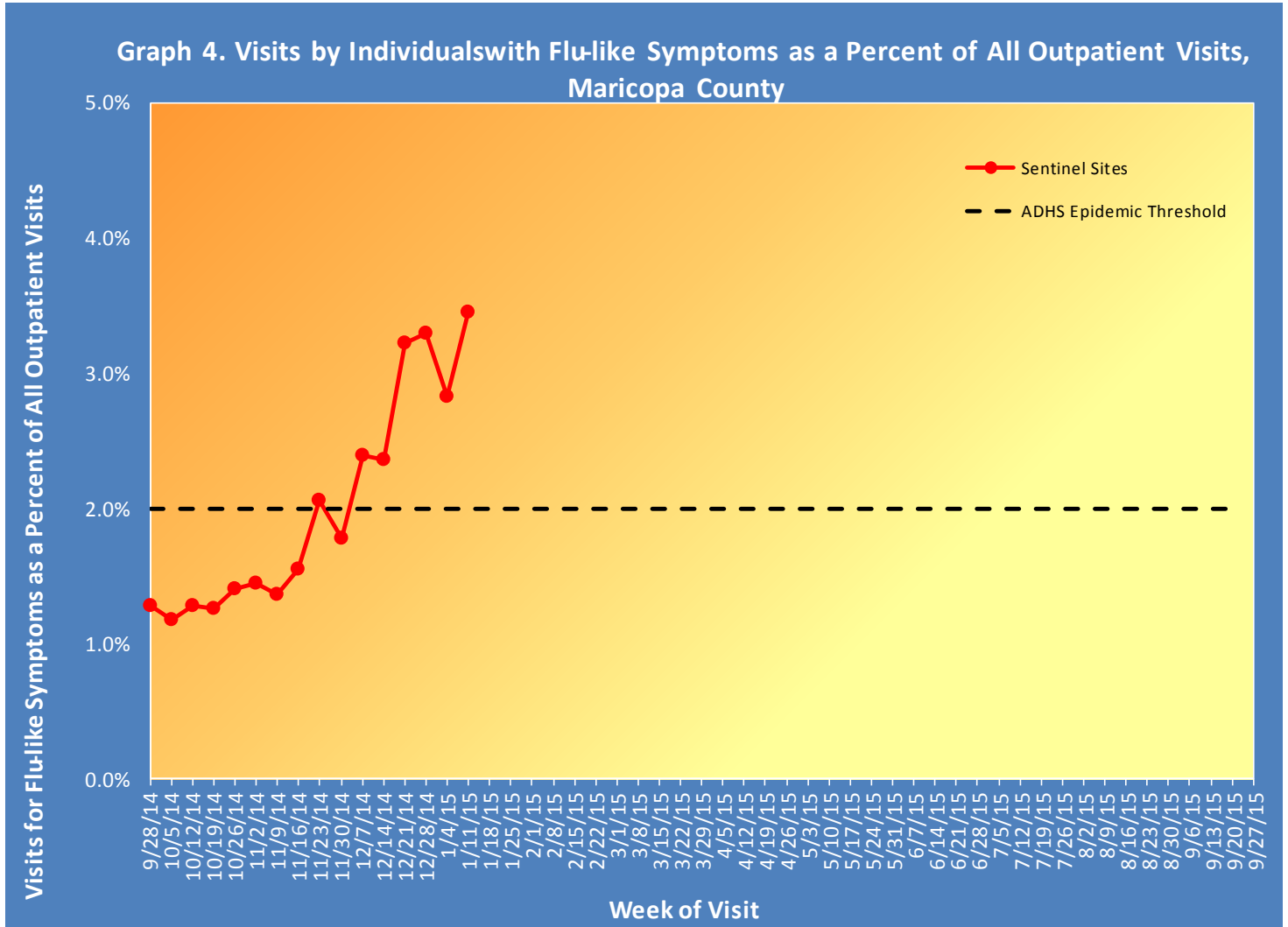


Graph 3 shows what percent of all emergency department visits were individuals with flu-like symptoms (fever and cough/sore throat). The graph shows the trend week by week, with the current season in red.



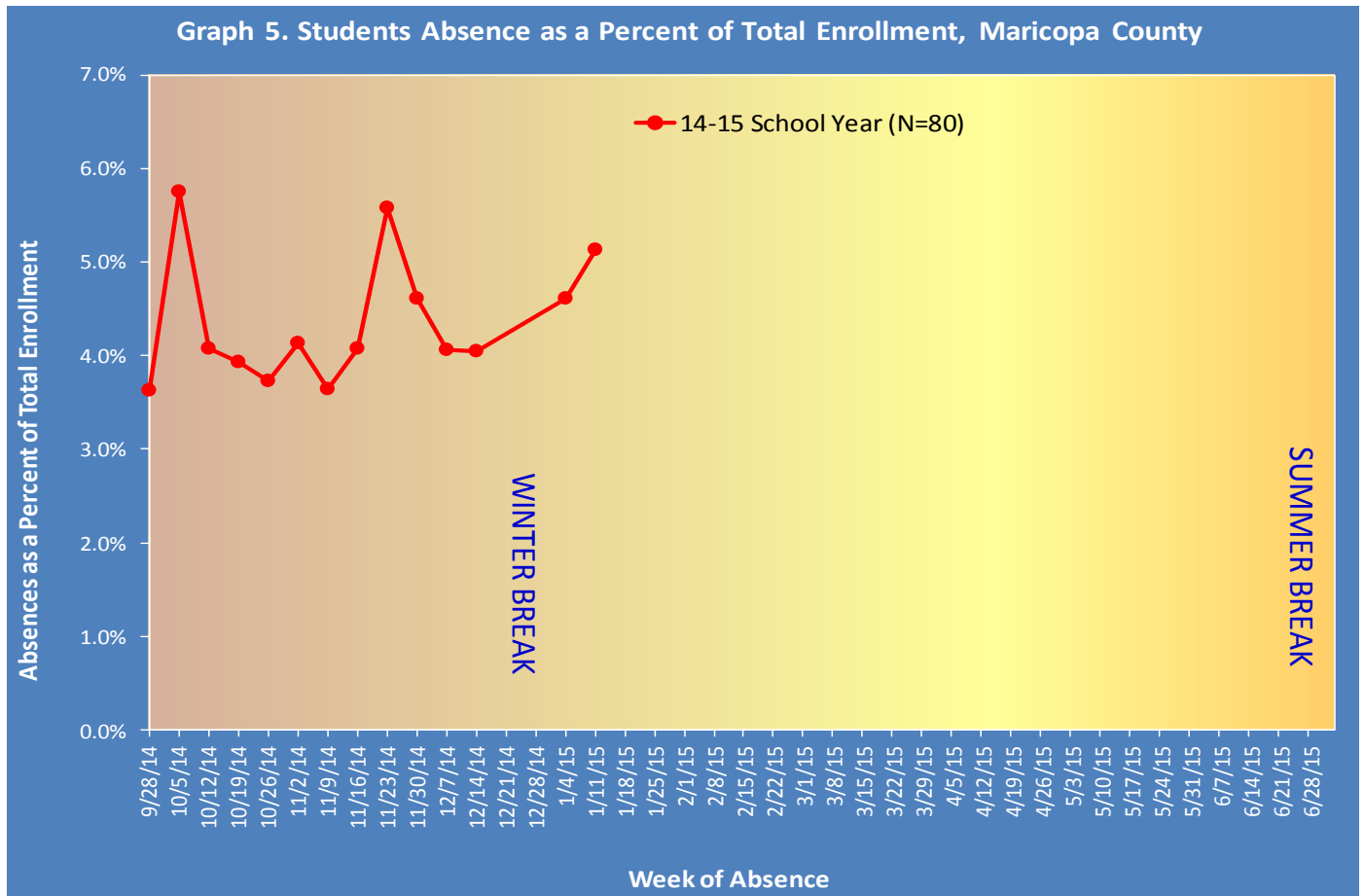
Influenza Like Illness Activity at Sentinel Site Outpatient Facilities Reported to the Centers for Disease Control and Prevention (CDC)

Maricopa County sentinel sites (outpatient facilities) report visits due to flu-like symptoms and the total number of visits seen each week to the Centers for Disease Control and Prevention (CDC). This week, 3.45% of visits at outpatient facilities were due to flu-like symptoms.



Absentee Activity at Schools

Graph 5 shows the percent of students reported absent and illustrates the week by week trend, for the current school year. This week, absenteeism is 5.13%.



80 schools Representing 6 school districts

**The Maricopa County Department of Public Health wishes to thank all of the
Influenza surveillance participants:**

Arizona Department of Health Services

Local Hospital Emergency Departments & Infection Control Practitioners

Local Outpatient Facilities and Medical Directors

Maricopa County Public Schools

Maricopa County Office of Vital Statistics

Questions about this report may be directed to:

epidemiology@mail.maricopa.gov

**Information on influenza activity for the state, the U.S. and the world may be found
at the following websites:**

<http://www.azdhs.gov/phs/oids/epi/flu/index.htm> (ADHS)

<http://www.cdc.gov/flu/weekly/fluactivitysurv.htm> (CDC)

http://www.who.int/influenza/gisrs_laboratory/updates/en/index.html (WHO)