

Maricopa County Department of Public Health

INFLUENZA UPDATE

September 28, 2014 through January 3, 2015

Posted January 9, 2015

Individuals with Laboratory Confirmed Influenza

The 2014-2015 influenza season starts on 9/28/2014 (week 40) and continues through 10/03/2015 (week 39). This influenza season (2014-15), there have been 762 laboratory confirmed influenza cases. The State of Arizona has reported **Regional** activity for Week 53 (12/28/14-01/03/15). The chart below shows influenza laboratory test results for each week of the current season (red) and previous seasons.

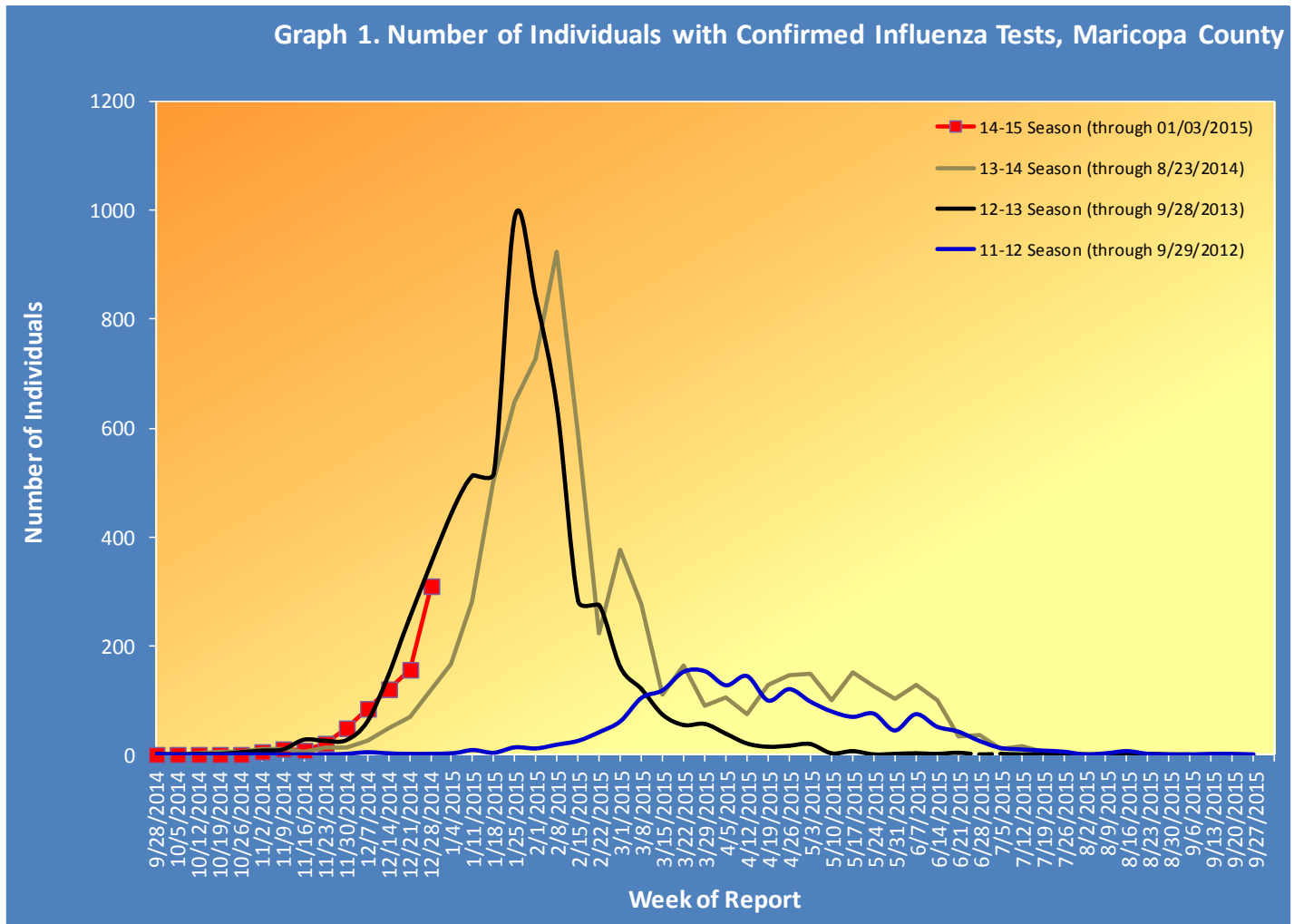


Table 1 shows the number of laboratory-confirmed cases

Table 1. Laboratory-Confirmed Influenza Cases Compared to Last Week and Last Season, Maricopa County		
Total	Cumulative Season Total	Current Week Total
2014-2015	762	309
2013-2014**	240	98
3 season average*	405	209
% increase compared to 2013-2014 season	218%	215%
% increase compared to 3 season average	88%	48%
% increase compared to last week	68%	96.8%

**Because there was no week 53 during the previous 3 seasons, the current week's data is represented by week 52 data for all previous seasons.

Types of Influenza

This influenza season 762 confirmed cases of influenza have been reported. Table 2 shows the number and percentage of cases reported by influenza type and subtype.

Table 2. Types/Subtypes of Influenza by Test, 2014-2015 Season, Maricopa County		
Total	762	100.0%
Type A	680	89.2%
Subtype 2009 H1N1	0	0.0%
Subtype H3	151	22.2%
Subtyping not performed or unknown	529	77.8%
Type B	72	9.4%
Type Unknown	10	1.3%

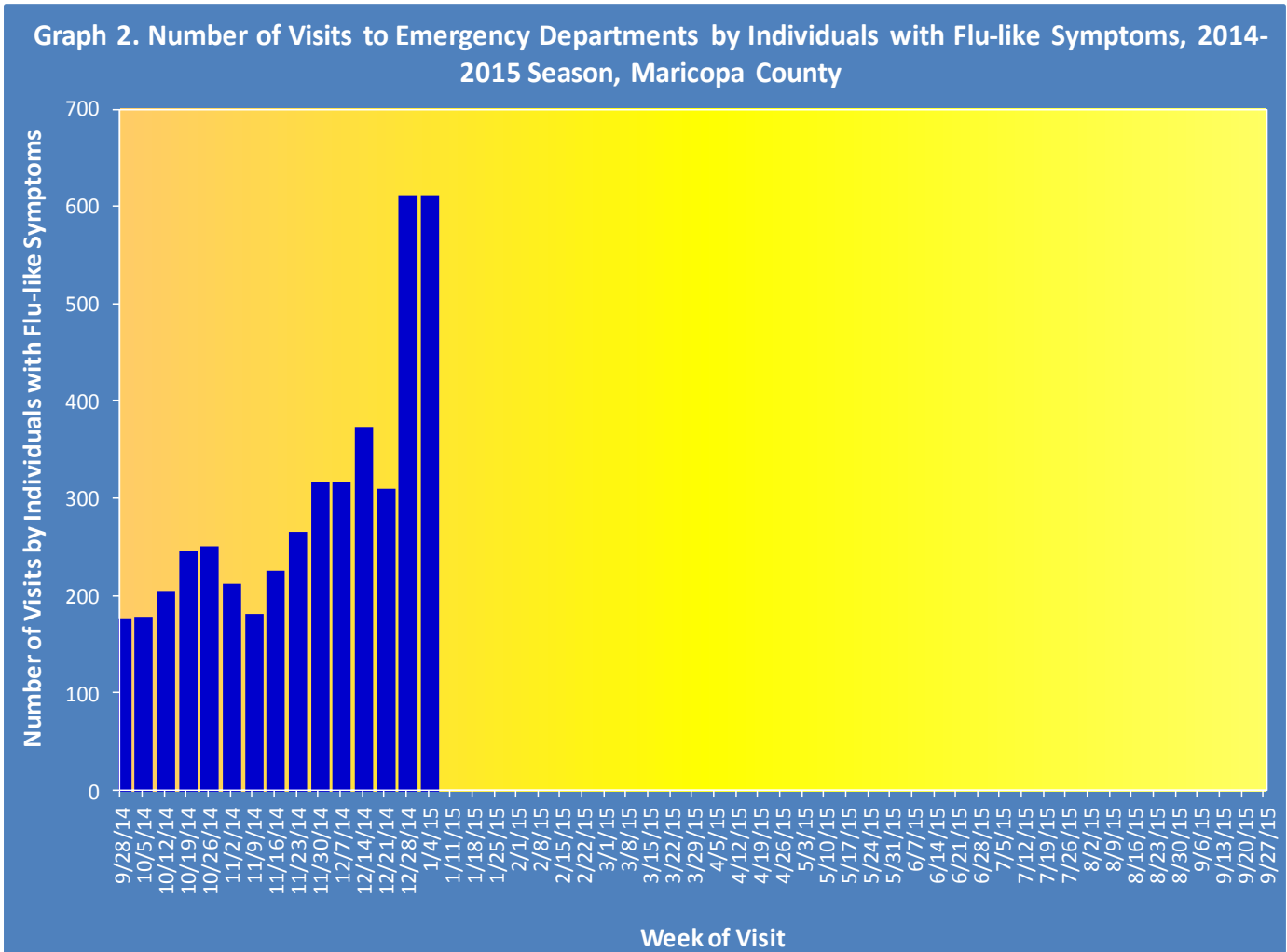
Pneumonia and Influenza (P&I) Deaths

This influenza season there have been 287 pneumonia and influenza (P&I) deaths. One adult influenza related mortality has been reported this season, no pediatric mortality has been reported in Maricopa County this season. Table 3 shows the number of P&I deaths and the number of influenza deaths that occurred this season and last season.

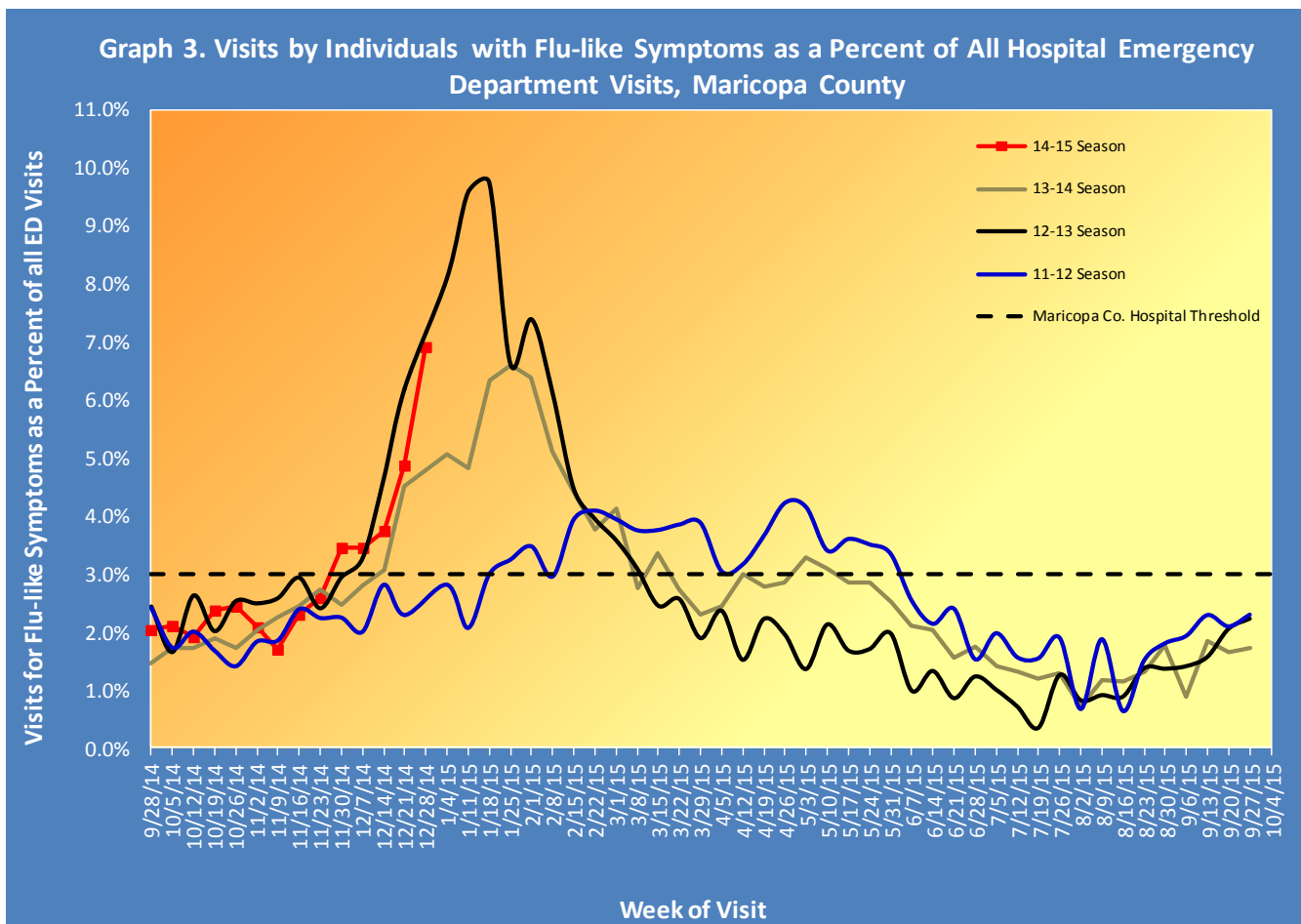
Table 3. Pneumonia and Influenza (P&I) Deaths, 2014-15 & 2013-14 Seasons, Maricopa County				
	Current Season (2014-2015) As of [01/03/2015]		Last Season (2013-2014) As of [01/04/2014]	
	Pneumonia and Influenza	Influenza	Pneumonia and Influenza	Influenza
Pediatric (Under Age 18)	3	0	0	0
Adult (18 and Over)	284	1	292	0

Influenza Like Illness Activity at Hospital Emergency Departments

This influenza season there have been 3,746 visits to emergency departments by individuals with flu-like symptoms. To be counted as an individual with flu-like symptoms, the patient must have both fever and and cough/sore throat. Graph 2 shows the number of patients with flu-like symptoms seen at 12 emergency departments.

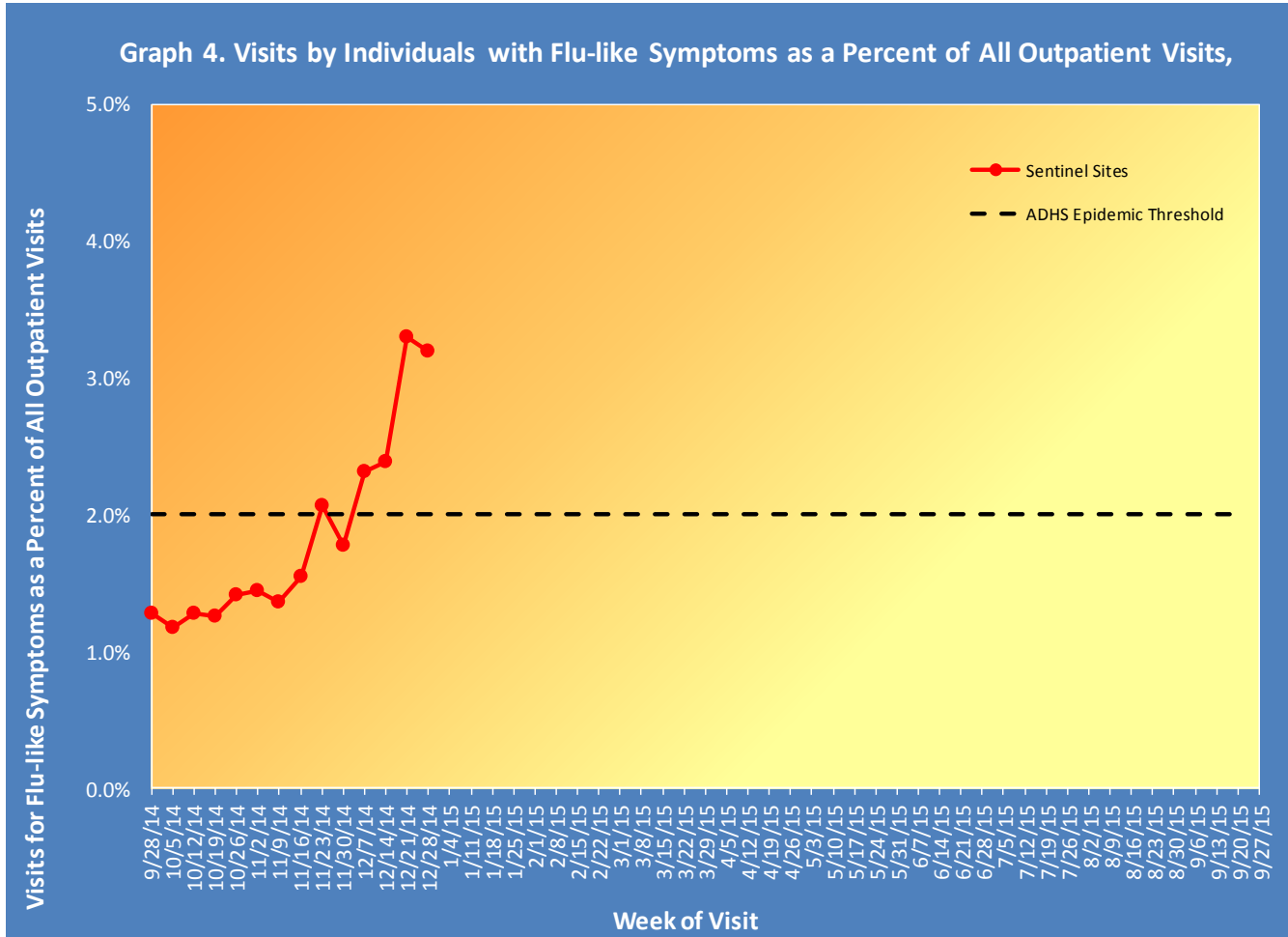


Graph 3 shows what percent of all emergency department visits were individuals with flu-like symptoms (fever and cough/sore throat). The graph shows the trend week by week, with the current season in red.



Influenza Like Illness Activity at Sentinel Site Outpatient Facilities Reported to the Centers for Disease Control and Prevention (CDC)

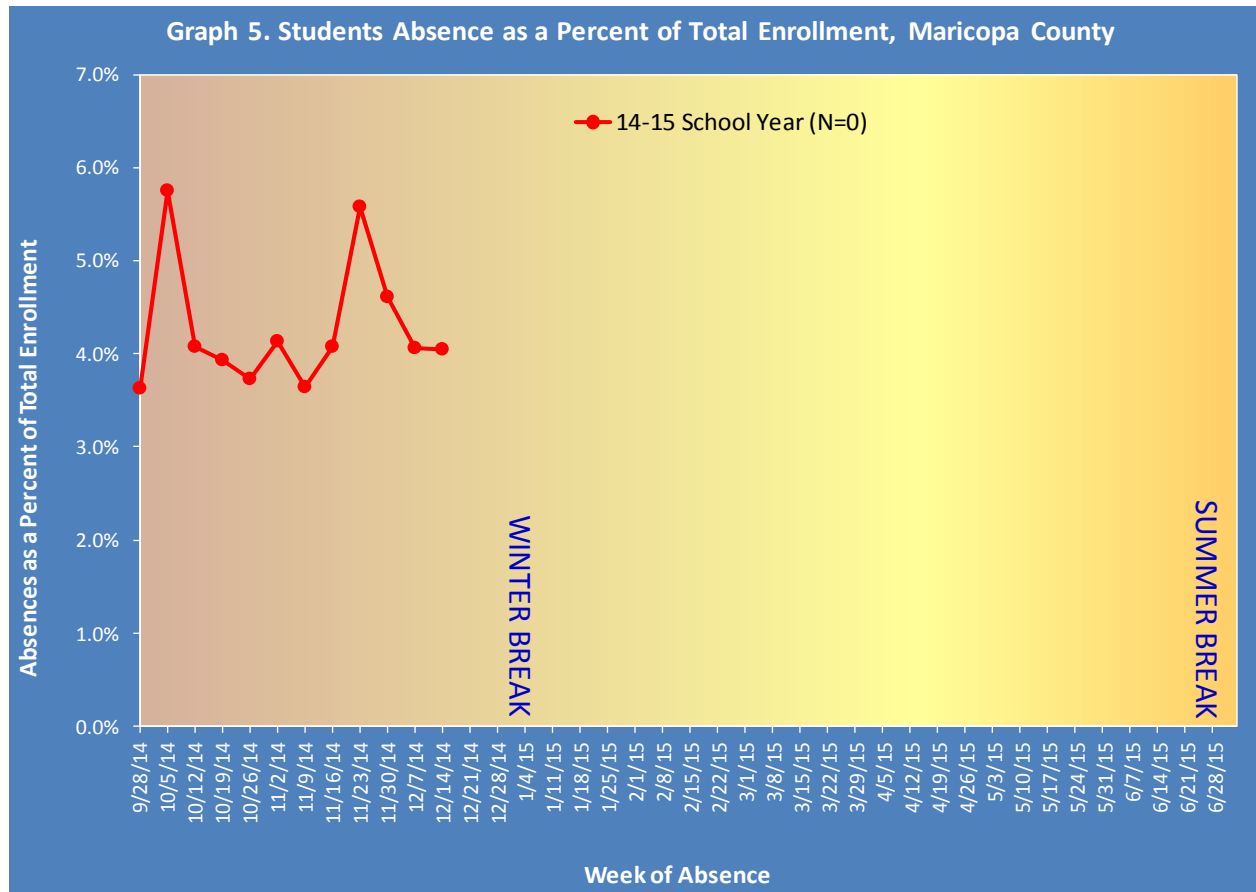
Maricopa County sentinel sites (outpatient facilities) report visits due to flu-like symptoms and the total number of visits seen each week to the Centers for Disease Control and Prevention (CDC). This week, 3.20% of visits at outpatient facilities were due to flu-like symptoms.



Sources: Adelante Healthcare, Arizona State University Health Services, Cigna Medical Group, Wesley Health Center

Absentee Activity at Schools

Graph 5 shows the percent of students in a public school who were reported absent and illustrates the week by week trend, for the current school year. This week was Winter Break.



0 schools Representing 0 school districts

**The Maricopa County Department of Public Health wishes to thank all of the
Influenza surveillance participants:**
Arizona Department of Health Services
Local Hospital Emergency Departments & Infection Control Practitioners
Local Outpatient Facilities and Medical Directors
Maricopa County Public Schools
Maricopa County Office of Vital Statistics

Questions about this report may be directed to:

epidemiology@mail.maricopa.gov

**Information on influenza activity for the state, the U.S. and the world may be found
at the following websites:**

<http://www.azdhs.gov/phs/oids/epi/flu/index.htm> (ADHS)

<http://www.cdc.gov/flu/weekly/fluactivitysurv.htm> (CDC)

http://www.who.int/influenza/gisrs_laboratory/updates/en/index.html (WHO)