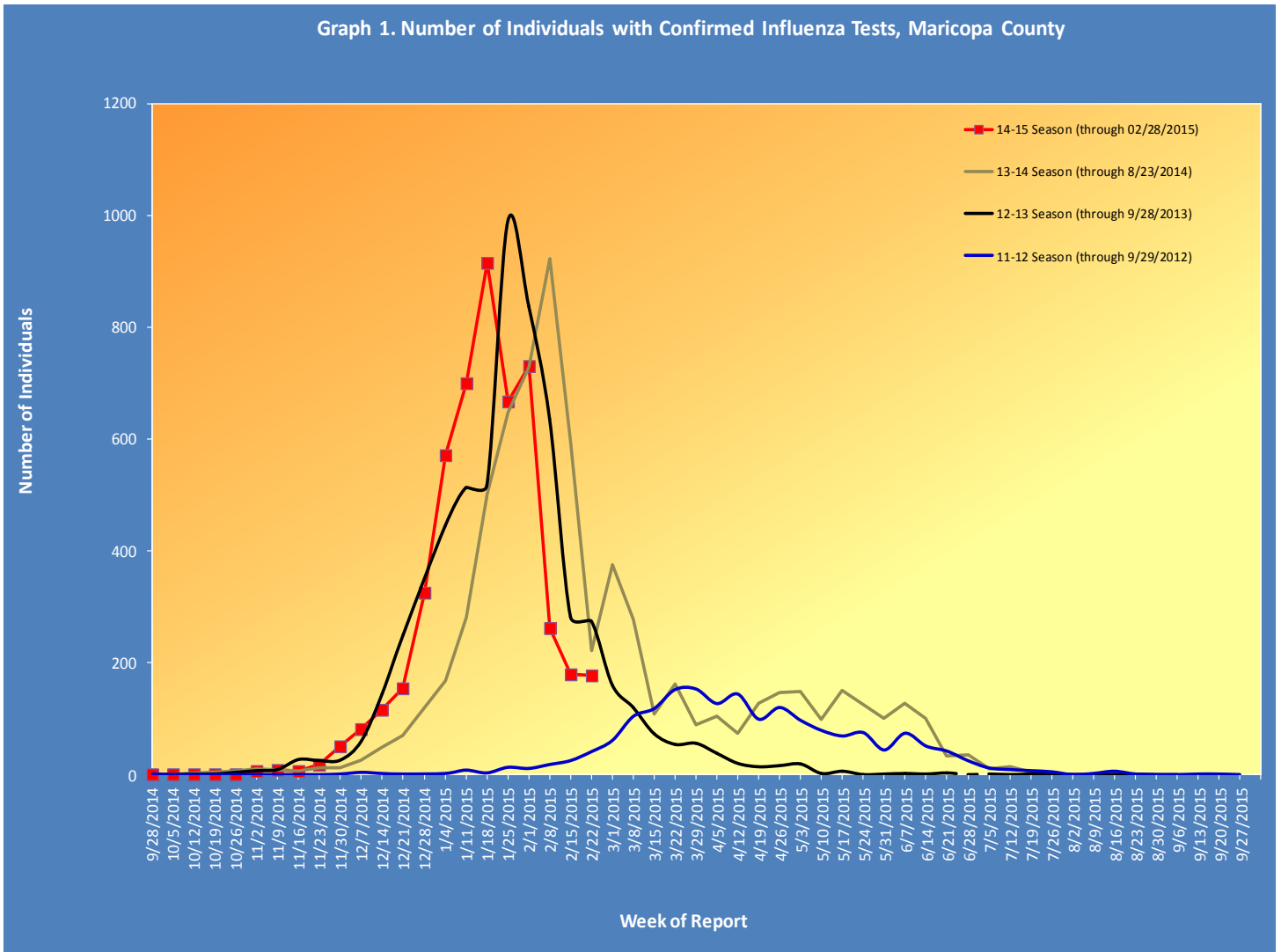


# Maricopa County Department of Public Health INFLUENZA UPDATE

## September 28, 2014 through February 28, 2015 Posted March 5, 2015

### Individuals with Laboratory Confirmed Influenza

The 2014-2015 influenza season starts on 9/28/2014 (week 40) and continues through 10/03/2015 (week 39). This influenza season (2014-15), there have been 4,974 laboratory confirmed influenza cases. The State of Arizona has reported **Regional** activity for Week 8 (02/22/2015 – 02/28/2015). There are a large number of reports that are still being processed; therefore, the numbers in this report are **provisional**. The chart below shows influenza laboratory test results for each week of the current season (red) and previous seasons.



**Table 1** shows the number of laboratory-confirmed cases reported this season compared to confirmed cases reported last week and last season.

Table 1. Laboratory-Confirmed Influenza Cases Compared to Last Week and Last Season, Maricopa County		
Total	Cumulative Season Total	Current Week Total
2014-2015	4974	178
2013-2014	4367	222
3 season average*	4791	225
<i>% increase compared to 2013-2014 season</i>	14%	-20%
<i>% increase compared to 3 season average</i>	4%	-21%
<i>% increase compared to last week</i>	4%	-1.1%

### Types of Influenza

This influenza season two subtypes of influenza A have been reported.

**Table 2** shows the number and percentage of tests reported by influenza type and subtype.

Table 2. Types/Subtypes of Influenza by Test, 2014-2015 Season, Maricopa County		
Total	4974	100.0%
Type A	4727	95.0%
<i>Subtype 2009 H1N1</i>	3	0.1%
<i>Subtype H3</i>	612	12.9%
<i>Subtyping not performed or unknown</i>	4112	87.0%
Type B	203	4.1%
Type Unknown	44	0.9%

### Pneumonia and Influenza (P&I) Deaths

This influenza season there have been 539 pneumonia and influenza (P&I) deaths. Ten adults and one pediatric influenza related mortality have been reported this season in Maricopa County.

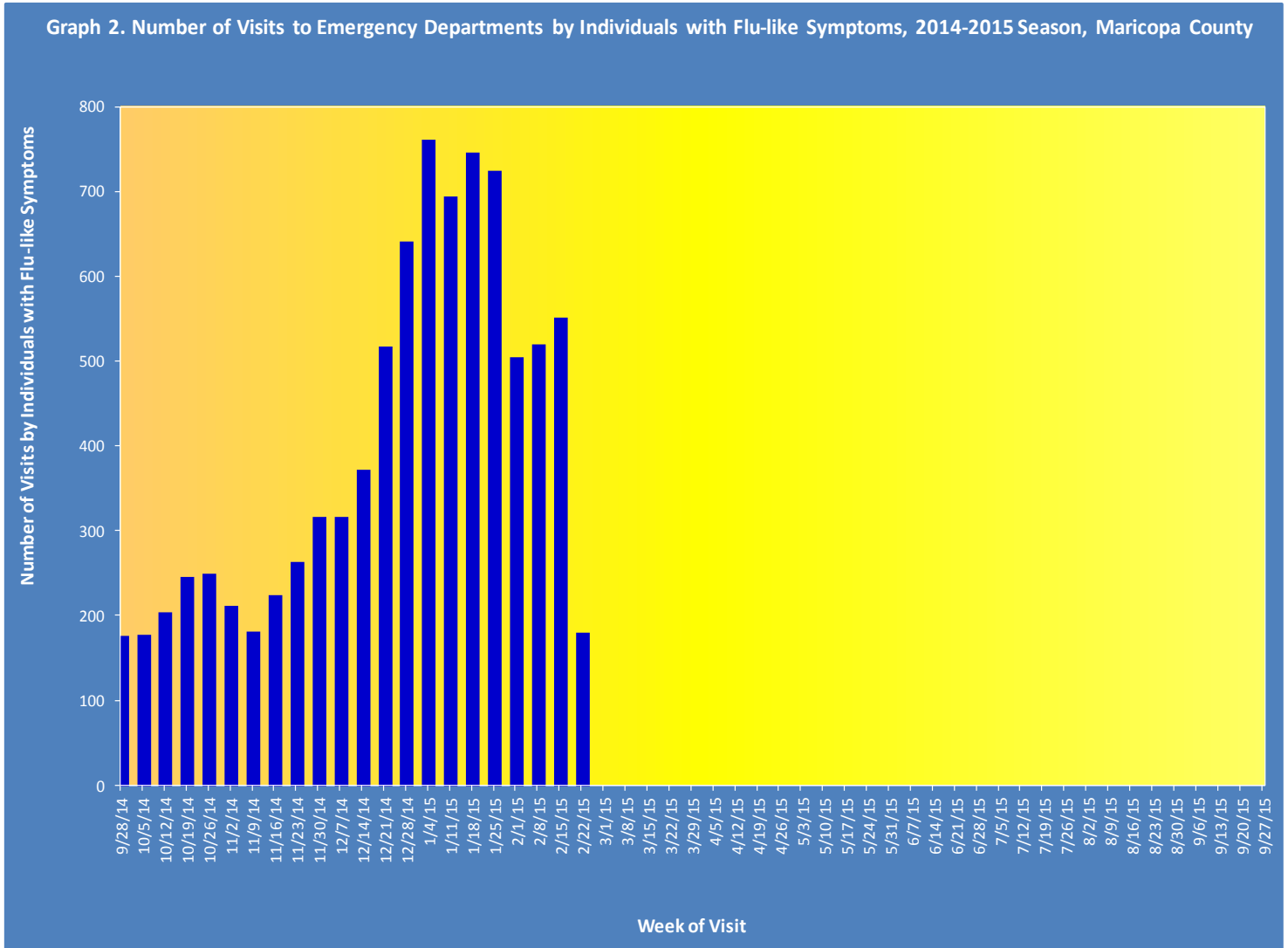
**Table 3** shows the number of P&I deaths and the number of influenza deaths that have occurred this season and last season.

Table 3. Pneumonia and Influenza (P&I) Deaths, 2014-15 & 2013-14 Seasons, Maricopa County				
	Current Season (2014-2015) As of [02/28/2015]		Last Season (2013-2014) As of [02/22/2014]	
	Pneumonia and Influenza	Influenza	Pneumonia and Influenza	Influenza
<b>Pediatric (Under Age 18)</b>	5	1	2	0
<b>Adult (18 and Over)</b>	534	10	573	31

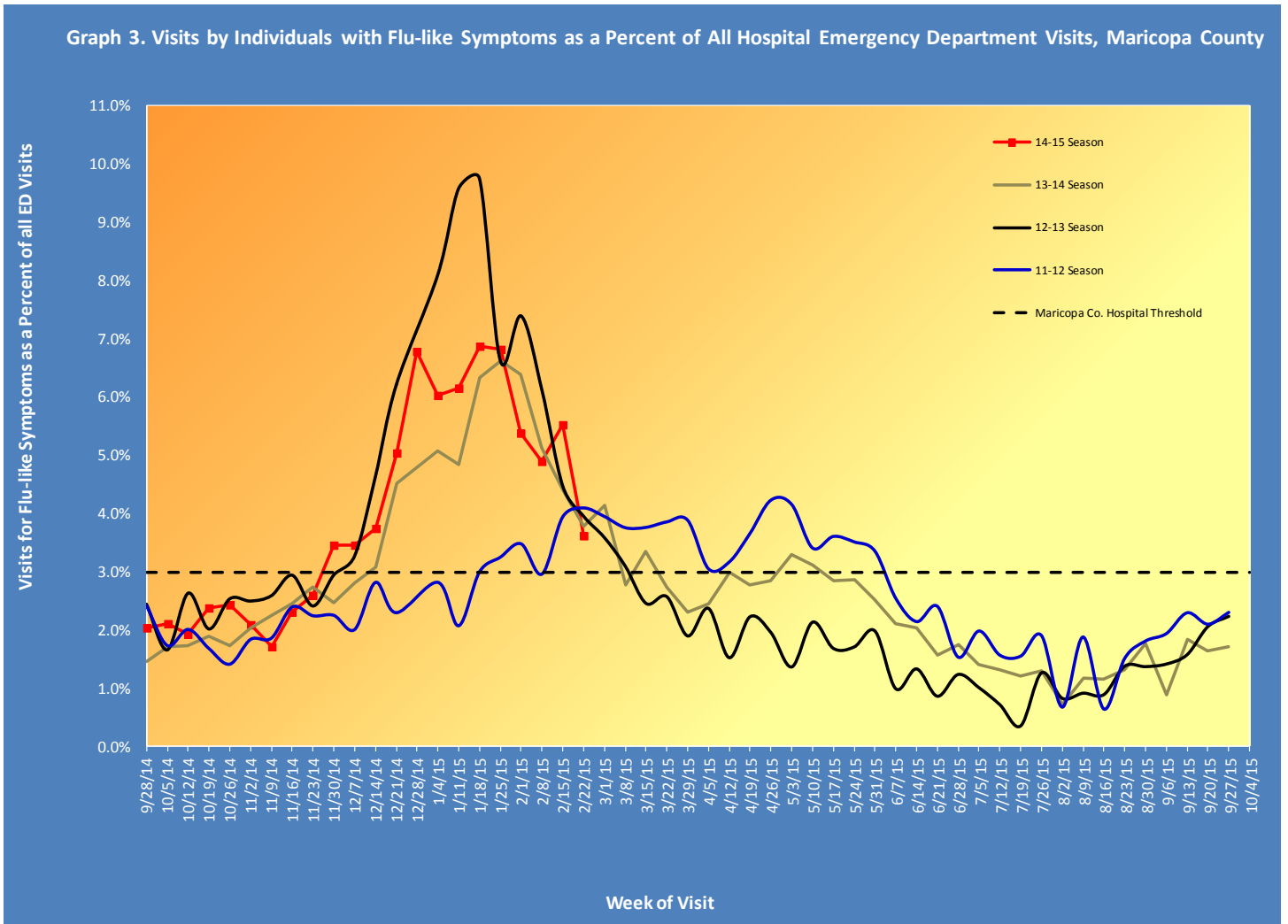
## Influenza Like Illness Activity at Hospital Emergency Departments

This influenza season there have been 8,606 visits to emergency departments by individuals with flu-like symptoms. To be counted as an individual with flu-like symptoms, the patient must have both fever and and cough/sore throat.

**Graph 2** shows the number of patients with flu-like symptoms seen at 12 emergency departments.

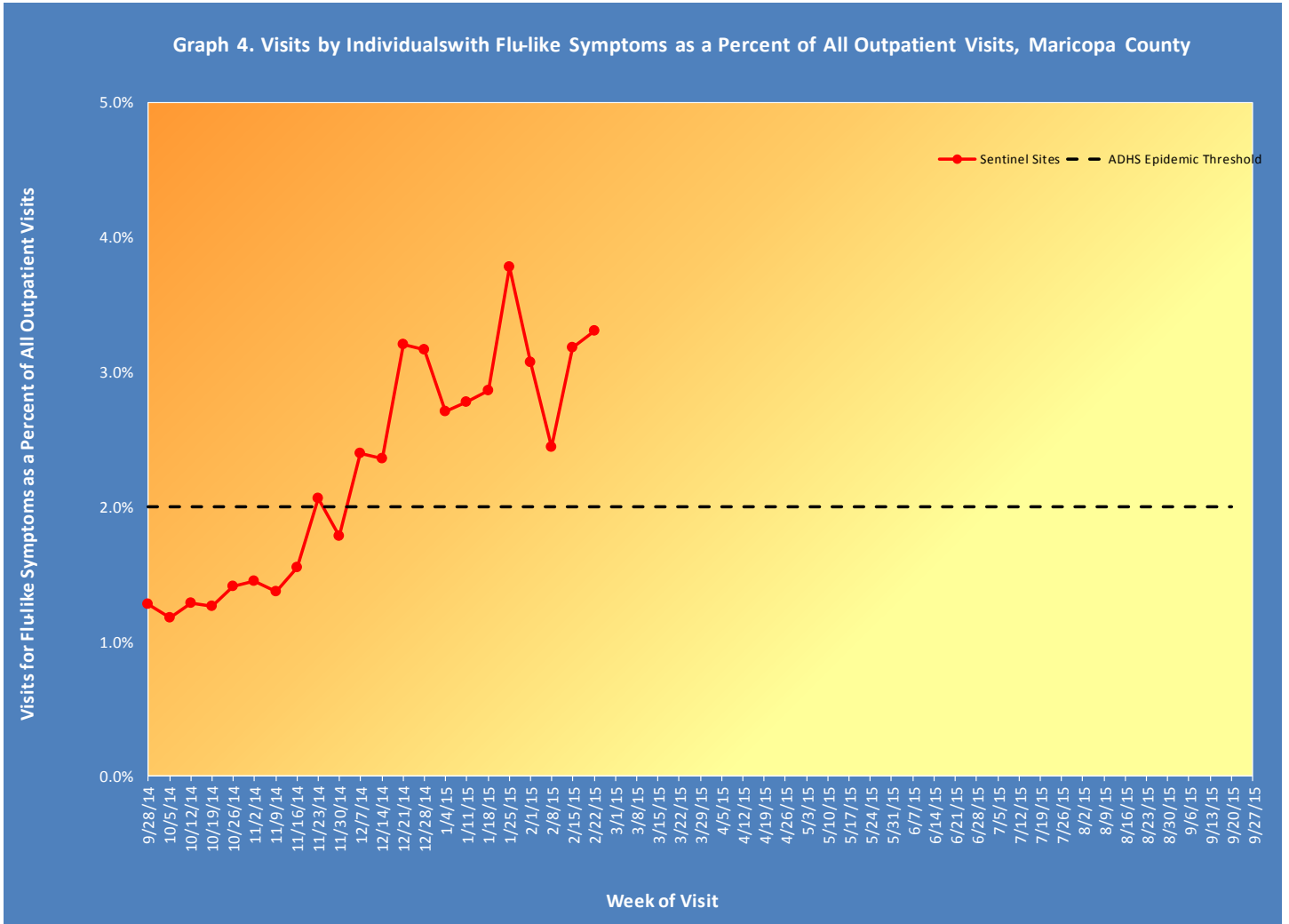


**Graph 3** shows the percentage of all emergency department visits from individuals with flu-like symptoms (fever and cough/sore throat). The graph shows the trend week by week, with the current season in red.



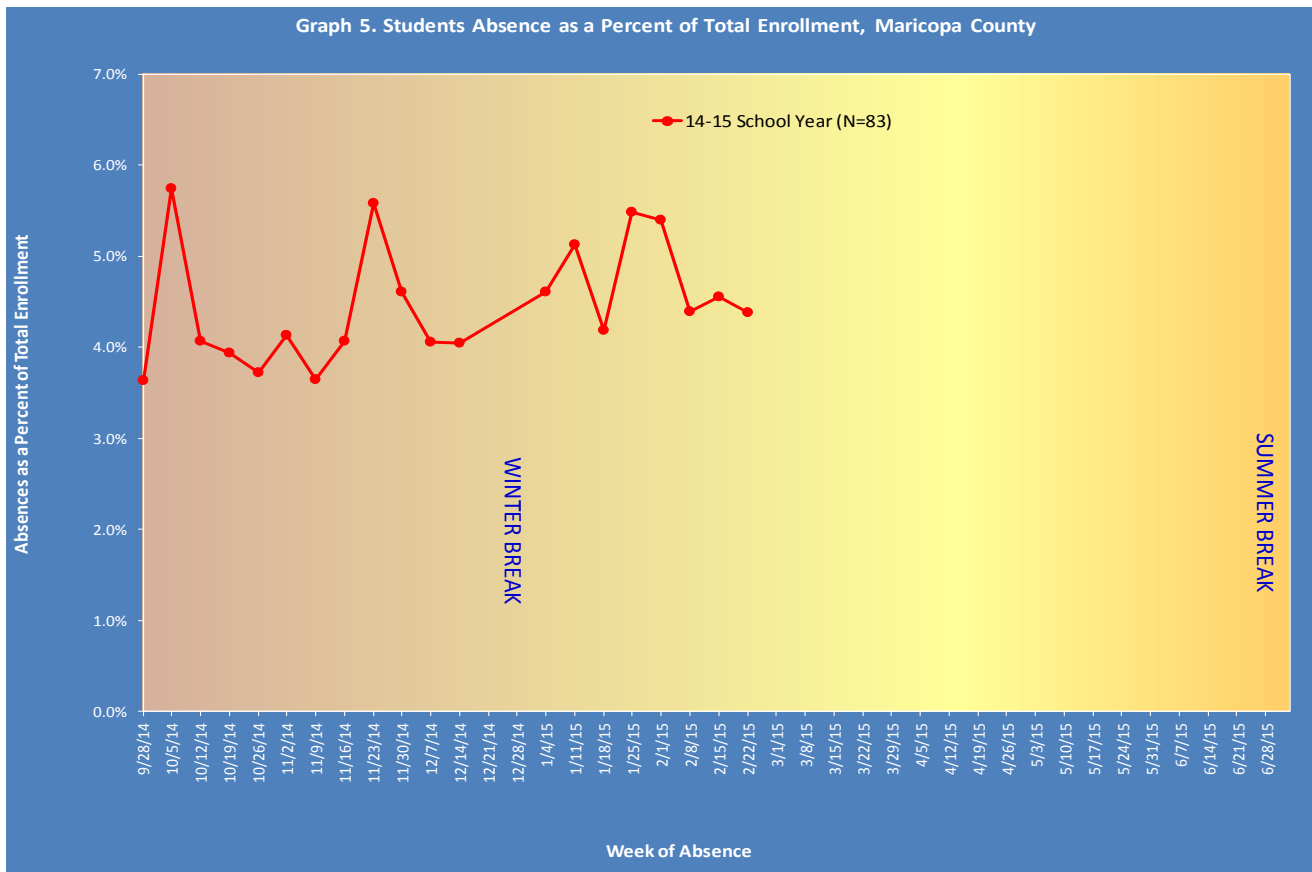
## Influenza Like Illness Activity at Sentinel Site Outpatient Facilities Reported to the Centers for Disease Control and Prevention (CDC)

Maricopa County sentinel sites (outpatient facilities) report visits due to flu-like symptoms and the total number of visits seen each week to the Centers for Disease Control and Prevention (CDC). This week, 3.30% of visits at outpatient facilities were due to flu-like symptoms.



## Absentee Activity at Schools

**Graph 5** shows the percentage of students reported absent and illustrates the week by week trend, for the current school year. This week, absenteeism is 4.38%.



**The Maricopa County Department of Public Health wishes to thank all of the**

***Influenza surveillance participants:***

*Arizona Department of Health Services*

*Local Hospital Emergency Departments & Infection Control Practitioners*

*Local Outpatient Facilities and Medical Directors*

*Maricopa County Public Schools*

*Maricopa County Office of Vital Statistics*

**Questions about this report may be directed to:**

**[epidemiology@mail.maricopa.gov](mailto:epidemiology@mail.maricopa.gov)**

**Information on influenza activity for the state, the U.S. and the world may be found at the following websites:**

<http://www.azdhs.gov/phs/oids/epi/flu/index.htm> (ADHS)

<http://www.cdc.gov/flu/weekly/fluactivitysurv.htm> (CDC)

[http://www.who.int/influenza/gisrs\\_laboratory/updates/en/index.html](http://www.who.int/influenza/gisrs_laboratory/updates/en/index.html) (WHO)