

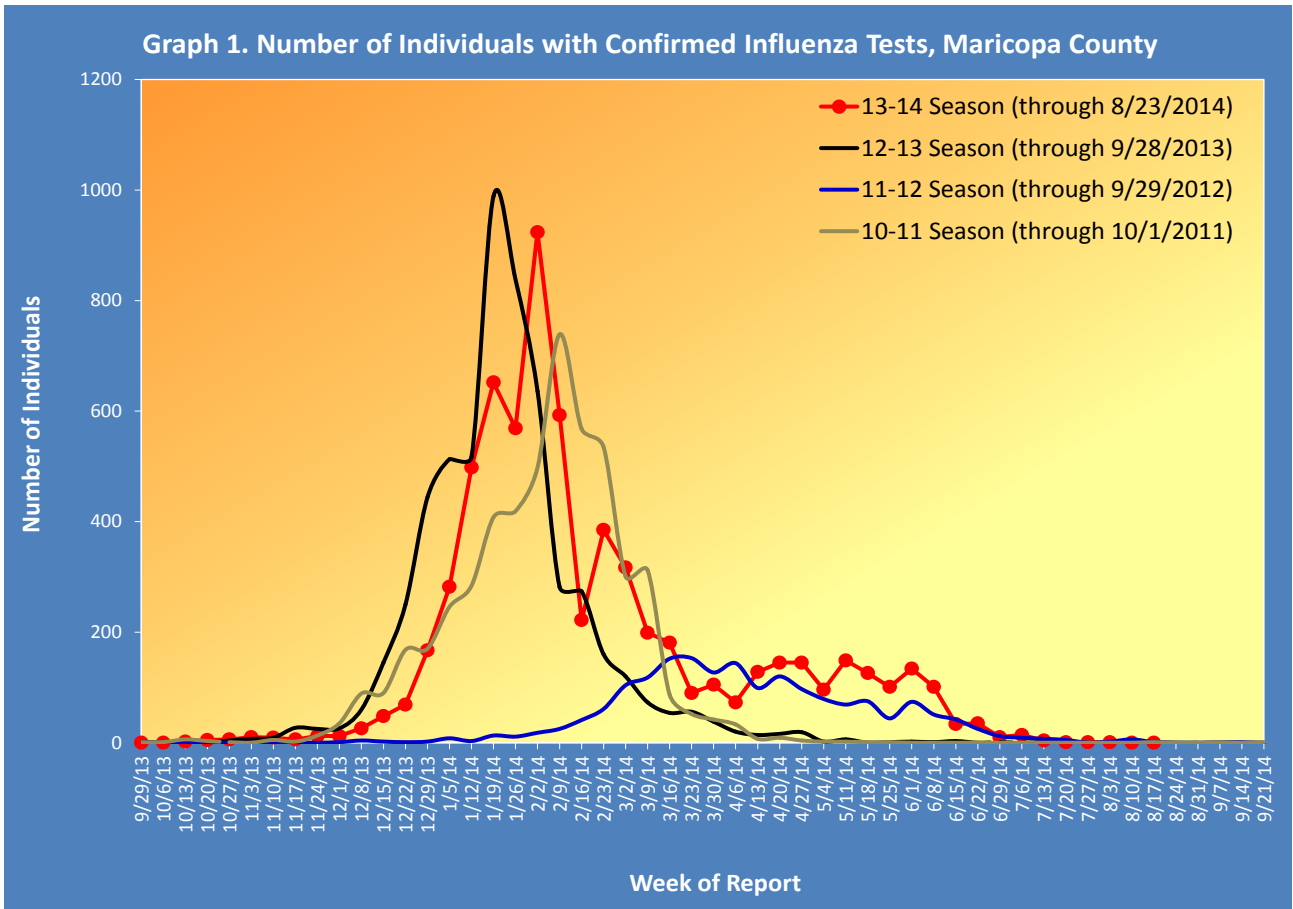
Maricopa County Department of Public Health INFLUENZA UPDATE

September 29, 2013 through August 23, 2014 Posted August 28, 2014

NOTE: Maricopa County Department of Public Health will now be sending out bi-weekly combined influenza and RSV surveillance reports as summer surveillance commences beginning in week 29. Any positive rapid tests with collection dates AFTER July 15, 2014 will not be counted as confirmed cases (unless other positive tests are available for that case). We will resume weekly reports and counting rapid tests in the fall.

Individuals with Laboratory Confirmed Influenza

The 2013-2014 influenza season starts on 9/29/2013 (week 40) and continues through 9/27/2014 (week 39). This influenza season (2013-14), there have been 6,687 individuals confirmed with an influenza test, 1 case was reported this week. On October 4th, 2013, the first locally-acquired influenza case was confirmed at the Arizona State Public Health Laboratory. The state of Arizona reported **sporadic** activity for week 33 & 34 (8/10/2014 – 8/23/2014). The chart below shows influenza laboratory test results for each week for the current season (red) and previous seasons.



Types of Influenza

This influenza season two types of influenza have been reported. Table 1 shows the number and percentage of tests reported by influenza type and subtype.

Table 1. Types/Subtypes of Influenza by Test, 2013-2014 Season, Maricopa County		
Total	6687	100.0%
Type A	4989	74.6%
<i>Subtype 2009 H1N1</i>	694	13.9%
<i>Subtype H3</i>	39	0.8%
<i>Subtyping not performed or unknown</i>	4256	85.3%
Type B	1624	24.3%
Type Unknown	74	1.1%

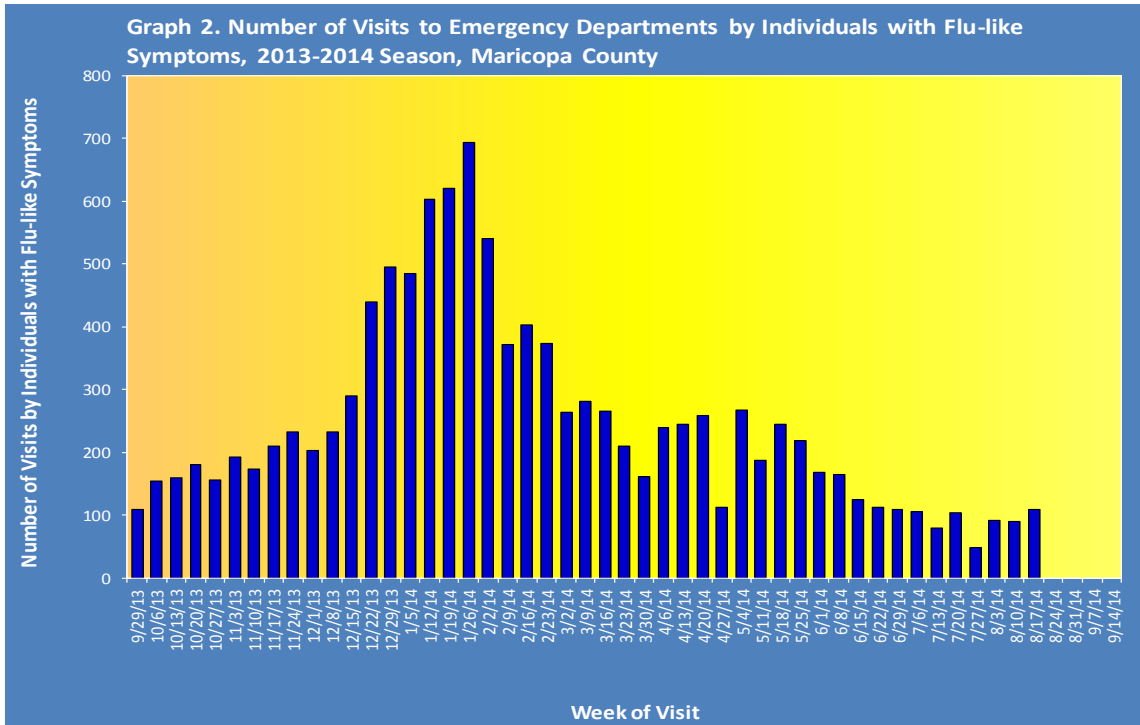
Pneumonia and Influenza (P&I) Deaths

This influenza season there have been 1,215 pneumonia and influenza (P&I) deaths (including 38 influenza-associated deaths in adults and 1 pediatric death). The number of deaths due to influenza has increased (from 26 last season compared to 39 this season). Table 3 shows the number of P&I deaths and the number of influenza deaths that occurred this season and last season.

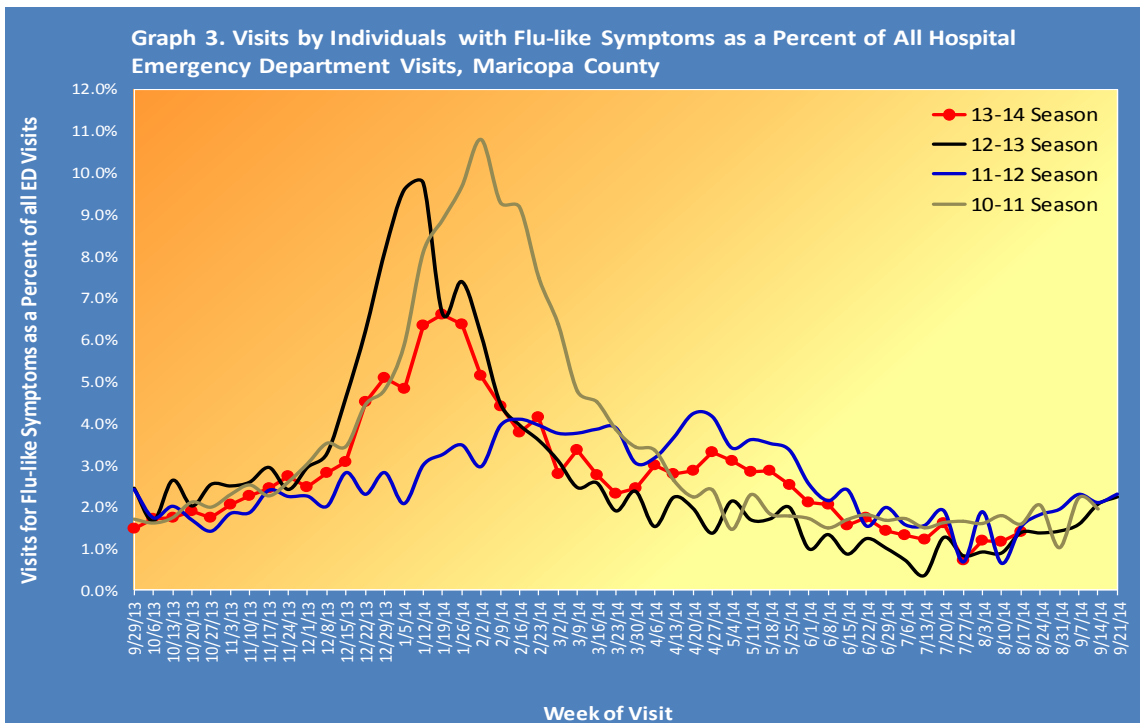
Table 2. Pneumonia and Influenza (P&I) Deaths, 2013-14 & 2012-13 Seasons, Maricopa County				
	Current Season (2013-2014) As of		Last Season (2012-2013) As of	
	[8/23/2014]		[8/24/2013]	
	Pneumonia and Influenza	Influenza	Pneumonia and Influenza	Influenza
Pediatric (Under Age 18)	6	1	11	0
Adult (18 and Over)	1209	38	1250	26

Respiratory Illness Activity at Hospital Emergency Departments

This influenza season there have been 11,568 visits to emergency departments by individuals with flu-like symptoms. To be counted as an individual with flu-like symptoms, the patient must have both fever and and cough or sore throat. Graph 2 shows the number of patients with flu-like symptoms seen at 14 emergency departments.

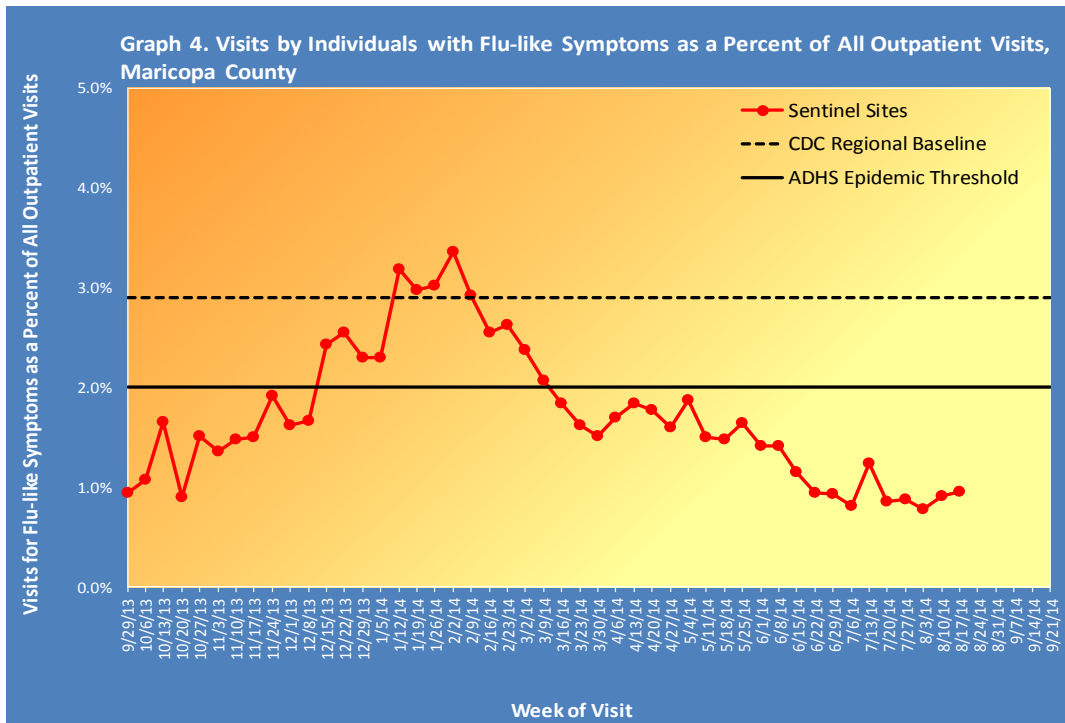


Graph 3 shows what percent of all emergency department visits were individuals with flu-like symptoms (fever and cough/sore throat). The graph shows the trend week by week, with the current season in red.



Respiratory Illness Activity at Sentinel Site Outpatient Facilities Reported to the Centers for Disease Control and Prevention (CDC)

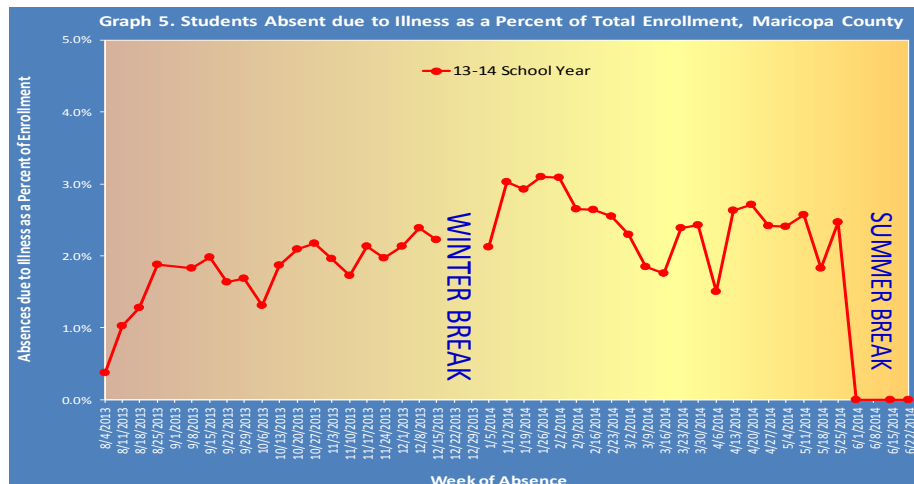
Maricopa County sentinel sites (outpatient facilities) report visits due to flu-like symptoms and the total number of visits seen each week to the Centers for Disease Control and Prevention (CDC). This percentage is then compared to the CDC baseline and Arizona Department of Health Services (ADHS) epidemic threshold each week to determine the level of influenza activity. This week, .96% of visits at outpatient facilities were due to flu-like symptoms.



Sources: Adelante Healthcare, Arizona State University Health Services, Cigna Medical Group, Wesley Health Center

Illness Activity at Schools

Graph 5 shows the percent of enrolled students in public schools who were absent due to illness (flu-like, gastrointestinal, other respiratory, etc.) as reported by their parents. The chart shows the trend week by week, for the current school year. Beginning week 23, school surveillance will be suspended due to summer break.




***The Maricopa County Department of Public Health wishes to thank all of the
influenza surveillance participants:***

*Arizona Department of Health Services
Local Hospital Emergency Departments & Infection Control Practitioners
Local Outpatient Facilities and Medical Directors
Maricopa County Public Schools
Maricopa County Office of Vital Statistics*

Questions about this report may be directed to:
epidemiology@mail.maricopa.gov

***Information on influenza activity for the state, the U.S. and the world may be found
at the following websites:***

<http://www.azdhs.gov/phs/oids/epi/flu/index.htm> (ADHS)
<http://www.cdc.gov/flu/weekly/fluactivitysurv.htm> (CDC)
http://www.who.int/influenza/gisrs_laboratory/updates/en/index.html (WHO)