

Maricopa County Department of Public Health INFLUENZA UPDATE

September 28, 2014 through October 25, 2014

Posted October 31, 2014

Individuals with Laboratory Confirmed Influenza

The 2014-2015 influenza season starts on 9/28/2014 (week 40) and continues through 9/27/2015 (week 39). This influenza season (2014-15), there have been 1 laboratory confirmed influenza cases. This case was not confirmed to be locally acquired; therefore no local transmission has been confirmed for the 2014-2015 season. The state of Arizona has reported **no** activity. The chart below shows influenza laboratory test results for each week of the current season (red) and previous seasons.

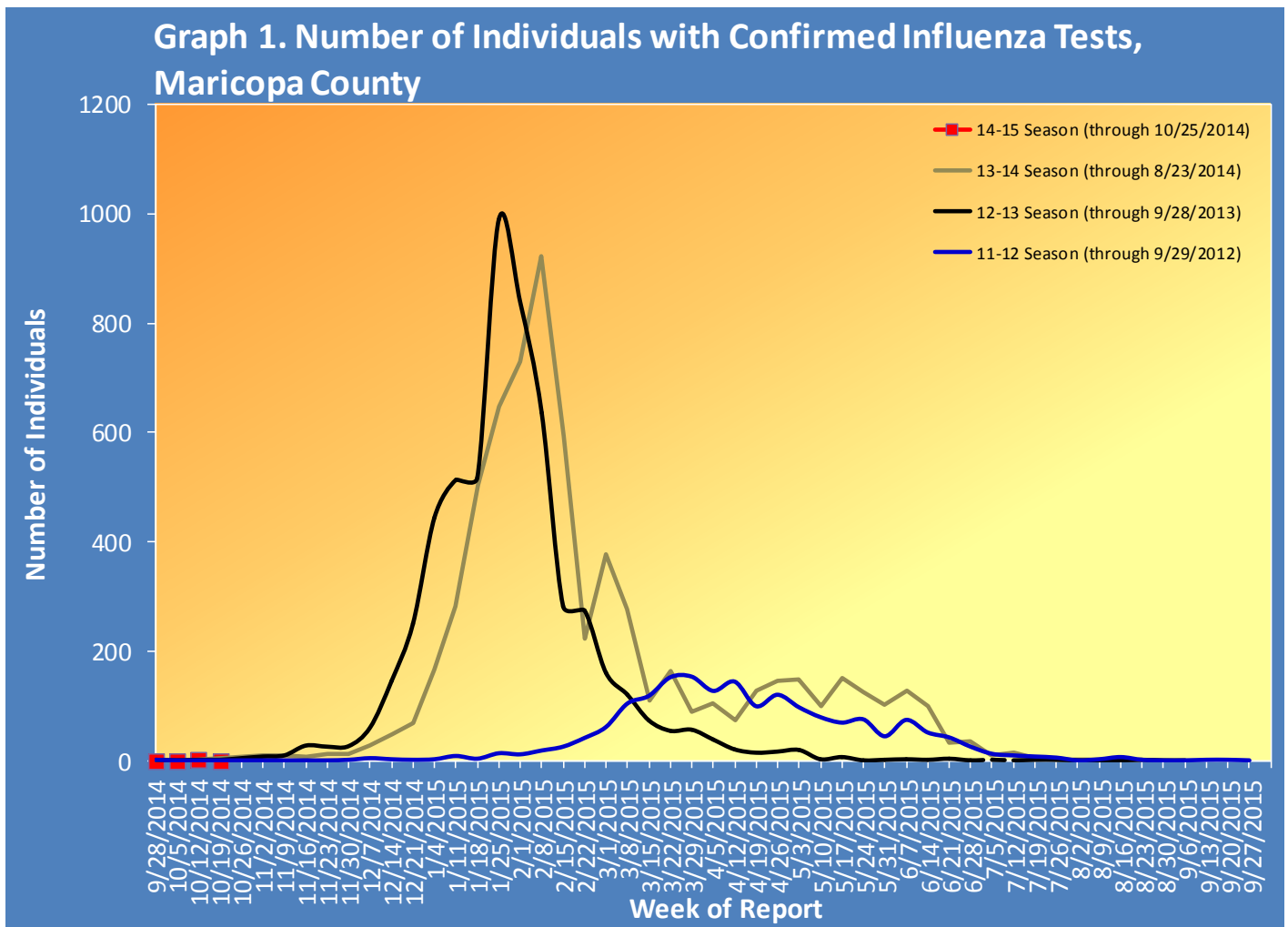


Table 1 shows the number of laboratory-confirmed cases

Table 1. Laboratory-Confirmed Influenza Cases Compared to Last Week and Last Season, Maricopa County		
Total	Cumulative Season Total	Current Week Total
2014-2015	1	0
2013-2014	7	5
3 season average*	3.7	2.0
% increase compared to 2013-2014 season	-86%	-100%
% increase compared to 3 season average	-73%	-100%
% increase compared to last week	0	N/A

Types of Influenza

This influenza season no confirmed cases of influenza have been reported. Table 2 shows the number and percentage of tests reported by influenza type and subtype.

Table 2. Types/Subtypes of Influenza by Test, 2014-2015 Season, Maricopa County		
Total	0	0.0%
Type A	0	N/A
Subtype 2009 H1N1	0	N/A
Subtype H3	0	N/A
Subtyping not performed or unknown	0	N/A
Type B	0	N/A
Type Unknown	0	N/A

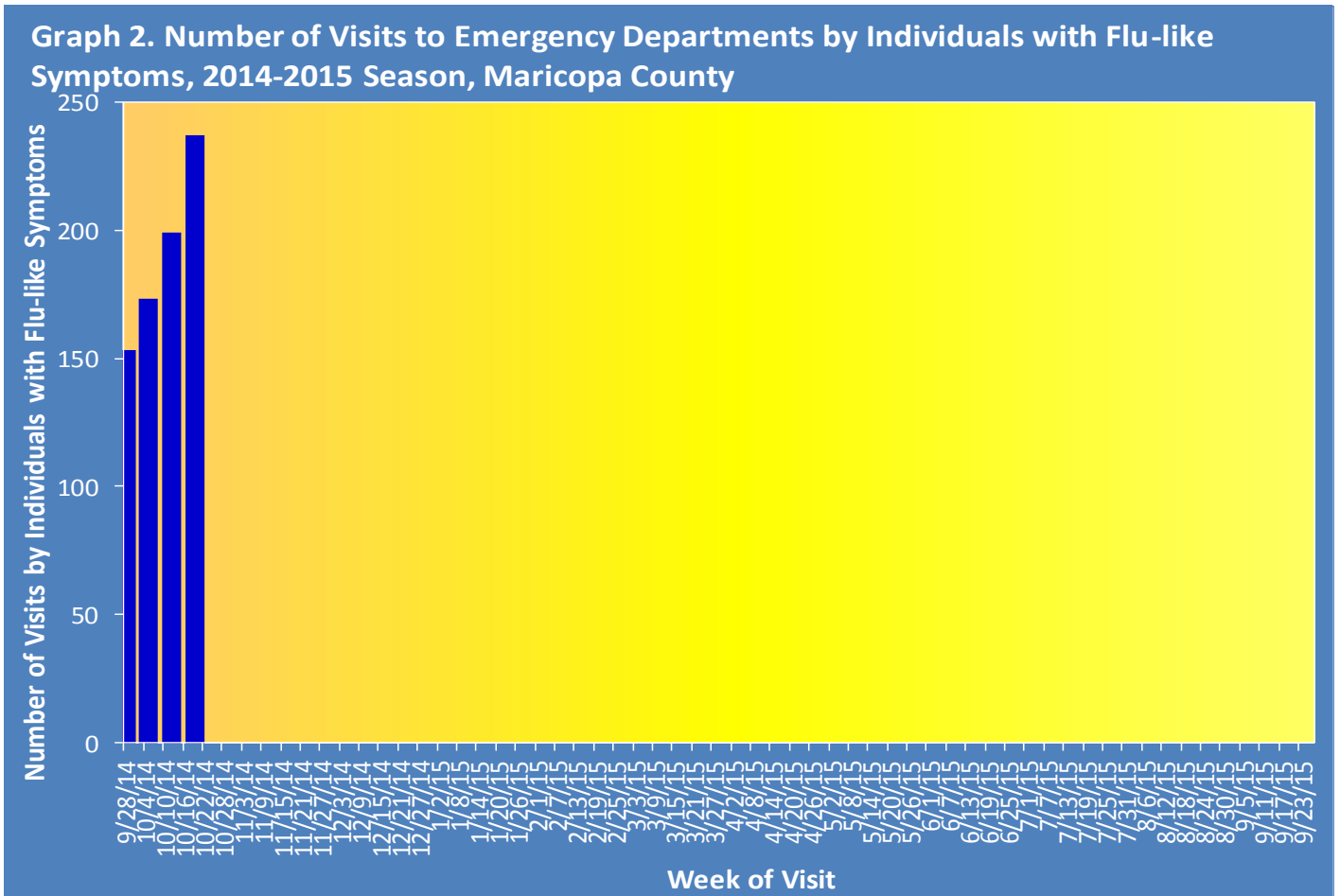
Pneumonia and Influenza (P&I) Deaths

This influenza season there has been 77 pneumonia and influenza (P&I) deaths. No influenza related mortality has been reported this season or last season at this time. Table 3 shows the number of P&I deaths and the number of influenza deaths that occurred this season and last season.

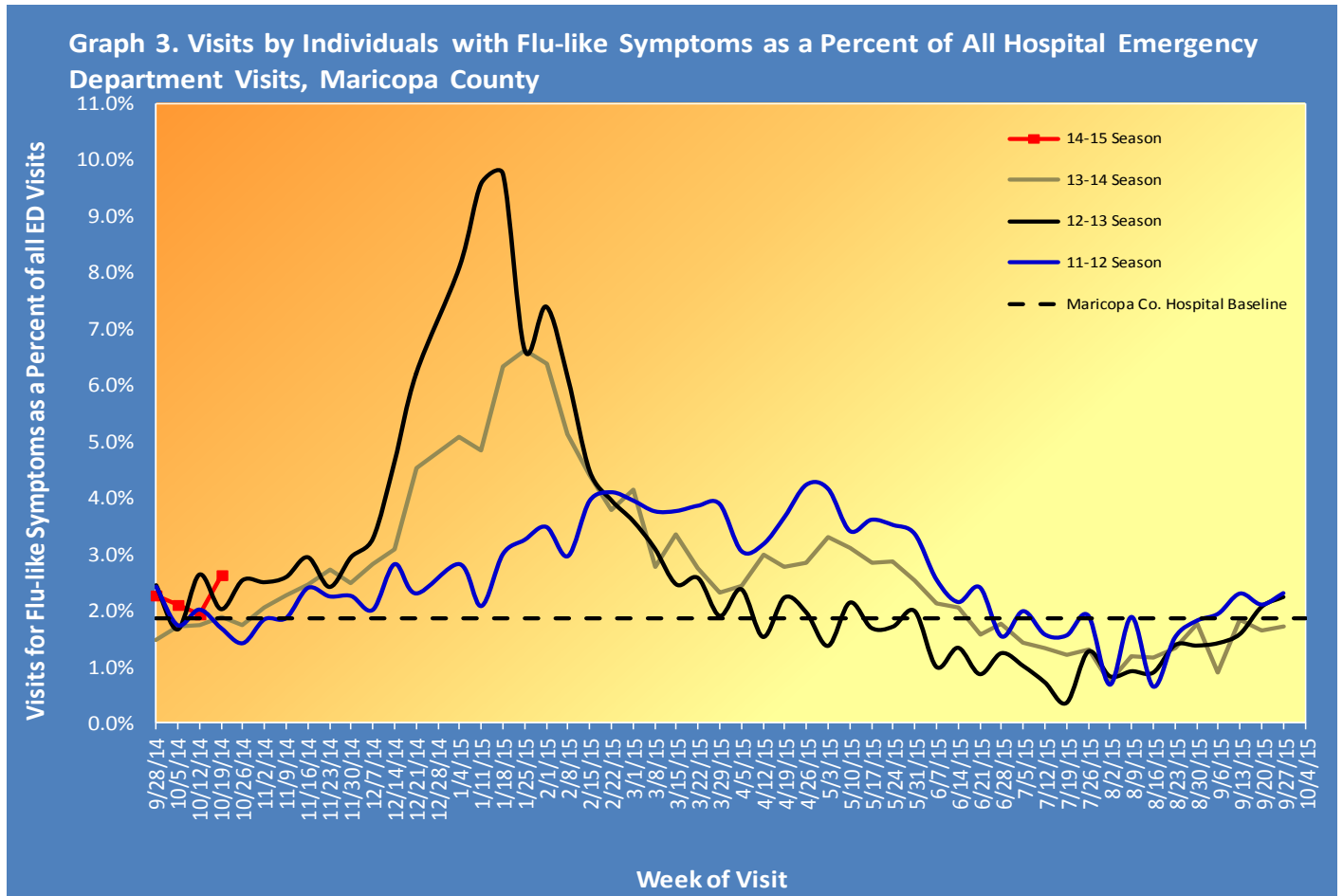
Table 3. Pneumonia and Influenza (P&I) Deaths, 2014-15 & 2013-14 Seasons, Maricopa County				
	Current Season (2014-2015) As of [10/25/2014]		Last Season (2013-2014) As of [10/26/2013]	
	Pneumonia and Influenza	Influenza	Pneumonia and Influenza	Influenza
Pediatric (Under Age 18)	2	0	0	0
Adult (18 and Over)	75	0	75	0

Influenza Like Illness Activity at Hospital Emergency Departments

This influenza season there have been 741 visits to emergency departments by individuals with flu-like symptoms. To be counted as an individual with flu-like symptoms, the patient must have both fever and cough sore throat. Graph 2 shows the number of patients with flu-like symptoms seen at 12 emergency departments.

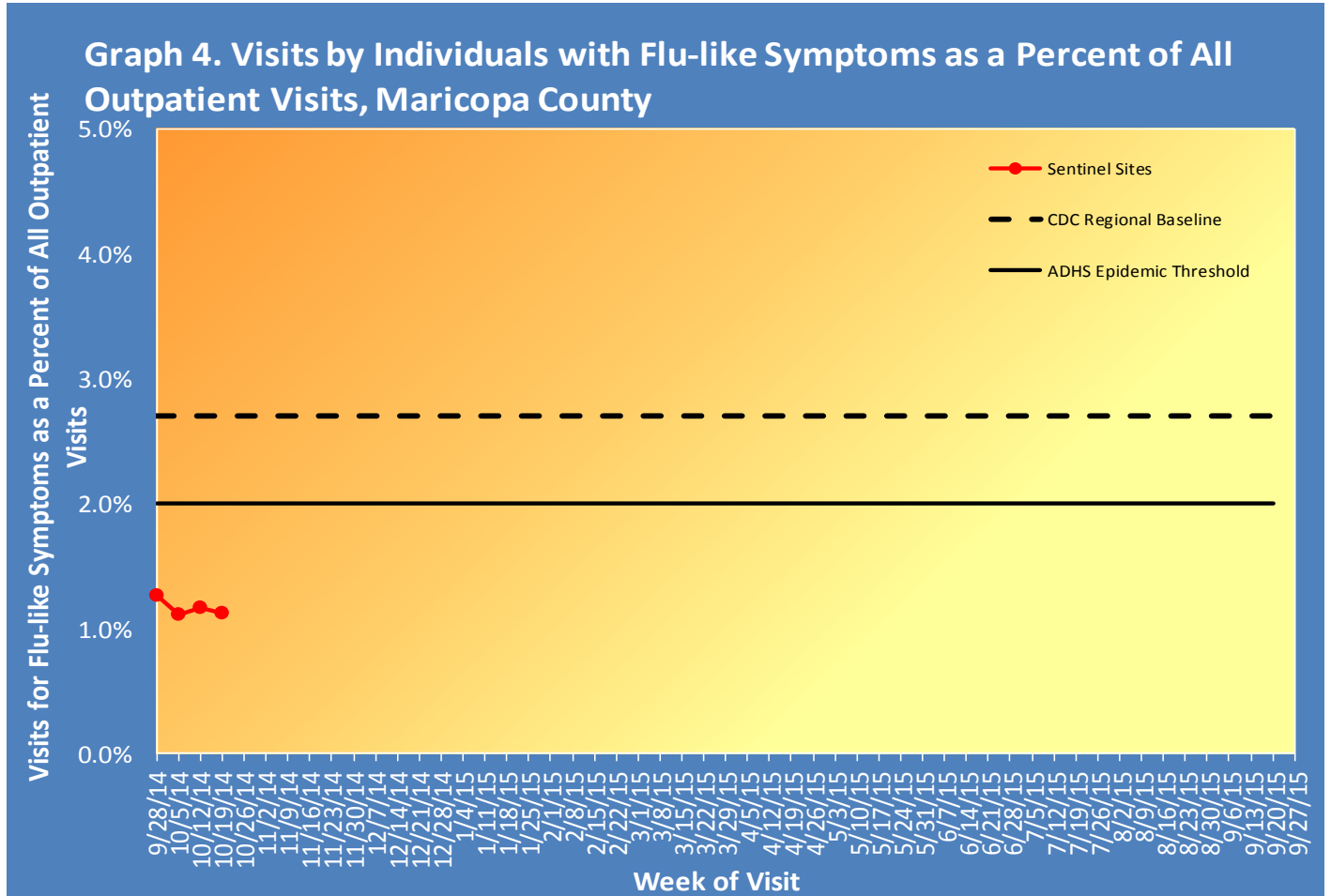


Graph 3 shows what percent of all emergency department visits were individuals with flu-like symptoms (fever and cough/sore throat). The graph shows the trend week by week, with the current season in red.



Influenza Like Illness Activity at Sentinel Site Outpatient Facilities Reported to the Centers for Disease Control and Prevention (CDC)

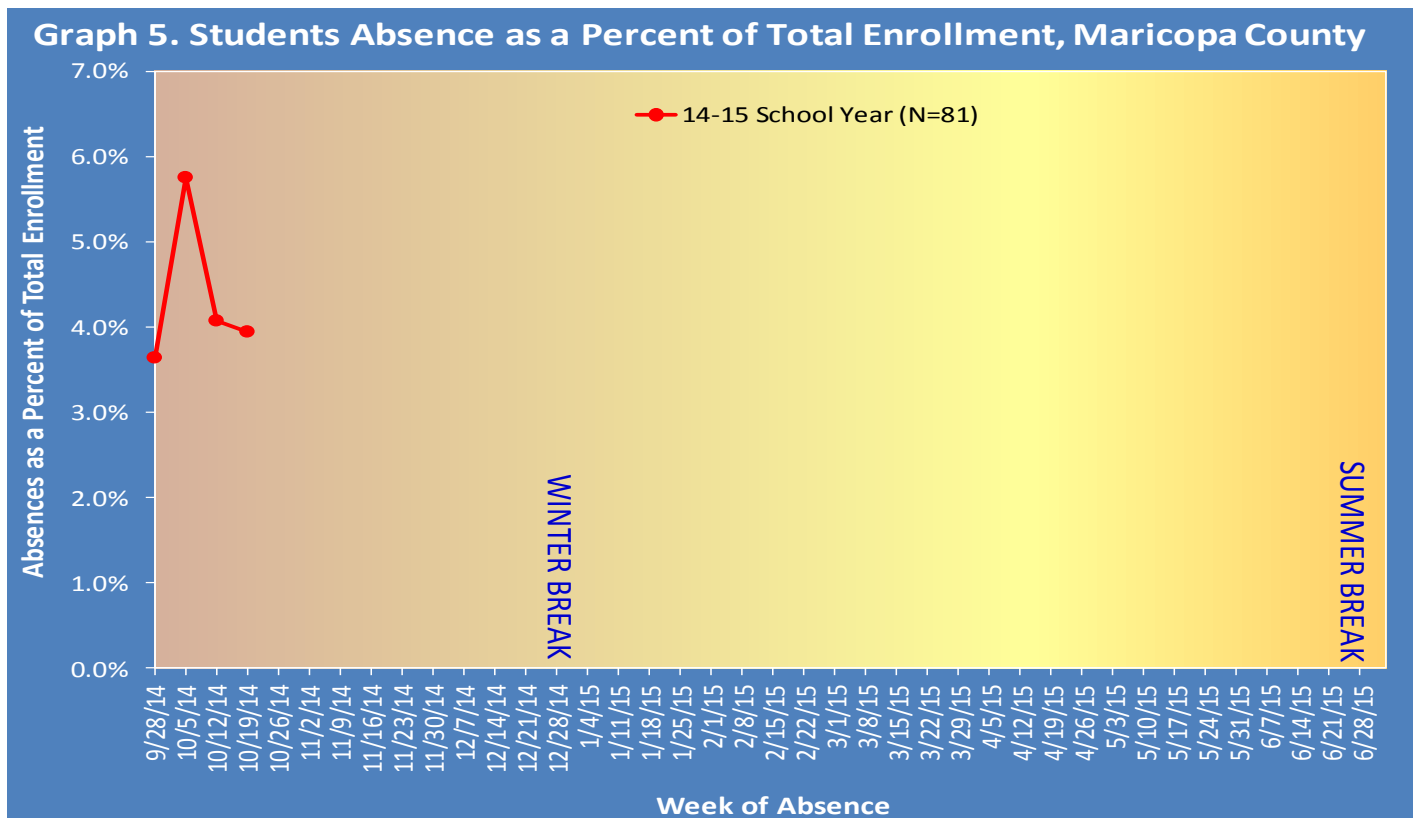
Maricopa County sentinel sites (outpatient facilities) report visits due to flu-like symptoms and the total number of visits seen each week to the Centers for Disease Control and Prevention (CDC). This week, 1.10% of visits at outpatient facilities were due to flu-like symptoms.



Sources: Adelante Healthcare, Arizona State University Health Services, Cigna Medical Group, Wesley Health Center

Absentee Activity at Schools

Graph 5 shows the percent of students in public schools who were reported absent and illustrates the week by week trend, for the current school year. This week 3.94% of students were absent.



6 Districts, totaling 81 schools reported this week

The Maricopa County Department of Public Health wishes to thank all of the influenza surveillance participants:

Arizona Department of Health Services
Local Hospital Emergency Departments & Infection Control Practitioners
Local Outpatient Facilities and Medical Directors
Maricopa County Public Schools
Maricopa County Office of Vital Statistics

Questions about this report may be directed to:

epidemiology@mail.maricopa.gov

Information on influenza activity for the state, the U.S. and the world may be found at the following websites:

<http://www.azdhs.gov/phs/oids/epi/flu/index.htm> (ADHS)

<http://www.cdc.gov/flu/weekly/fluactivitysurv.htm> (CDC)

http://www.who.int/influenza/gisrs_laboratory/updates/en/index.html (WHO)