

# Maricopa County Department of Public Health INFLUENZA UPDATE

## September 28, 2014 through December 13, 2014 Posted December 18, 2014

### Individuals with Laboratory Confirmed Influenza

The 2014-2015 influenza season starts on 9/28/2014 (week 40) and continues through 10/03/2015 (week 39). This influenza season (2014-15), there have been 174 laboratory confirmed influenza cases. The State of Arizona has reported **Local** activity for Week 50 (12/07/14-12/13/14). The chart below shows influenza laboratory test results for each week of the current season (red) and previous seasons.

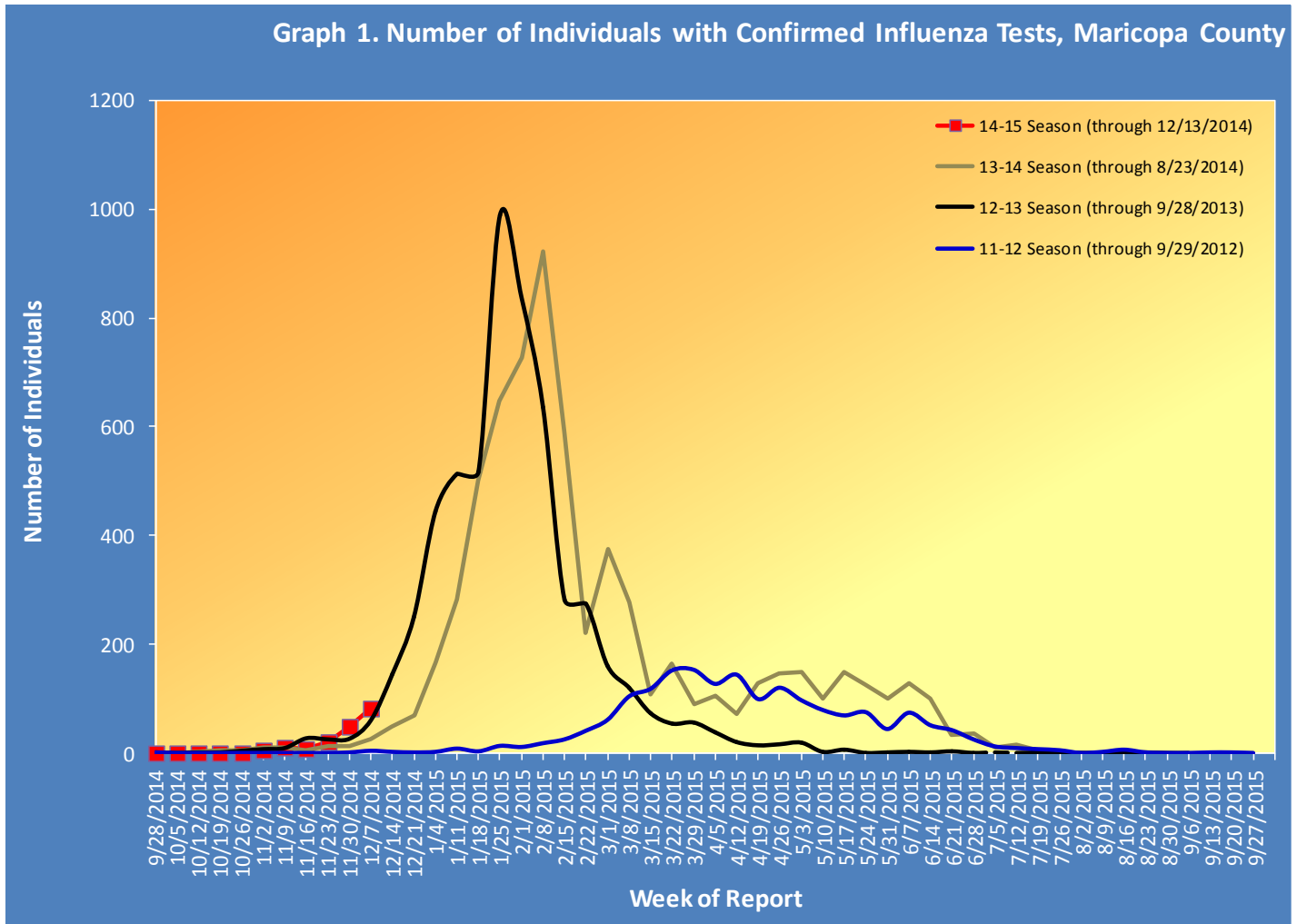


Table 1 shows the number of laboratory-confirmed cases

Table 1. Laboratory-Confirmed Influenza Cases Compared to Last Week and Last Season, Maricopa County		
Total	Cumulative Season Total	Current Week Total
2014-2015	174	82
2013-2014	88	26
3 season average*	141.0	56.0
<i>% increase compared to 2013-2014 season</i>	98%	215%
<i>% increase compared to 3 season average</i>	23%	46%
<i>% increase compared to last week</i>	89%	70.8%

### Types of Influenza

This influenza season 174 confirmed cases of influenza have been reported. Table 2 shows the number and percentage of cases reported by influenza type and subtype.

Table 2. Types/Subtypes of Influenza by Test, 2014-2015 Season, Maricopa County		
Total	174	100.0%
Type A	143	82.2%
<i>Subtype 2009 H1N1</i>	0	0.0%
<i>Subtype H3</i>	28	19.6%
<i>Subtyping not performed or unknown</i>	115	80.4%
Type B	29	16.7%
Type Unknown	2	1.1%

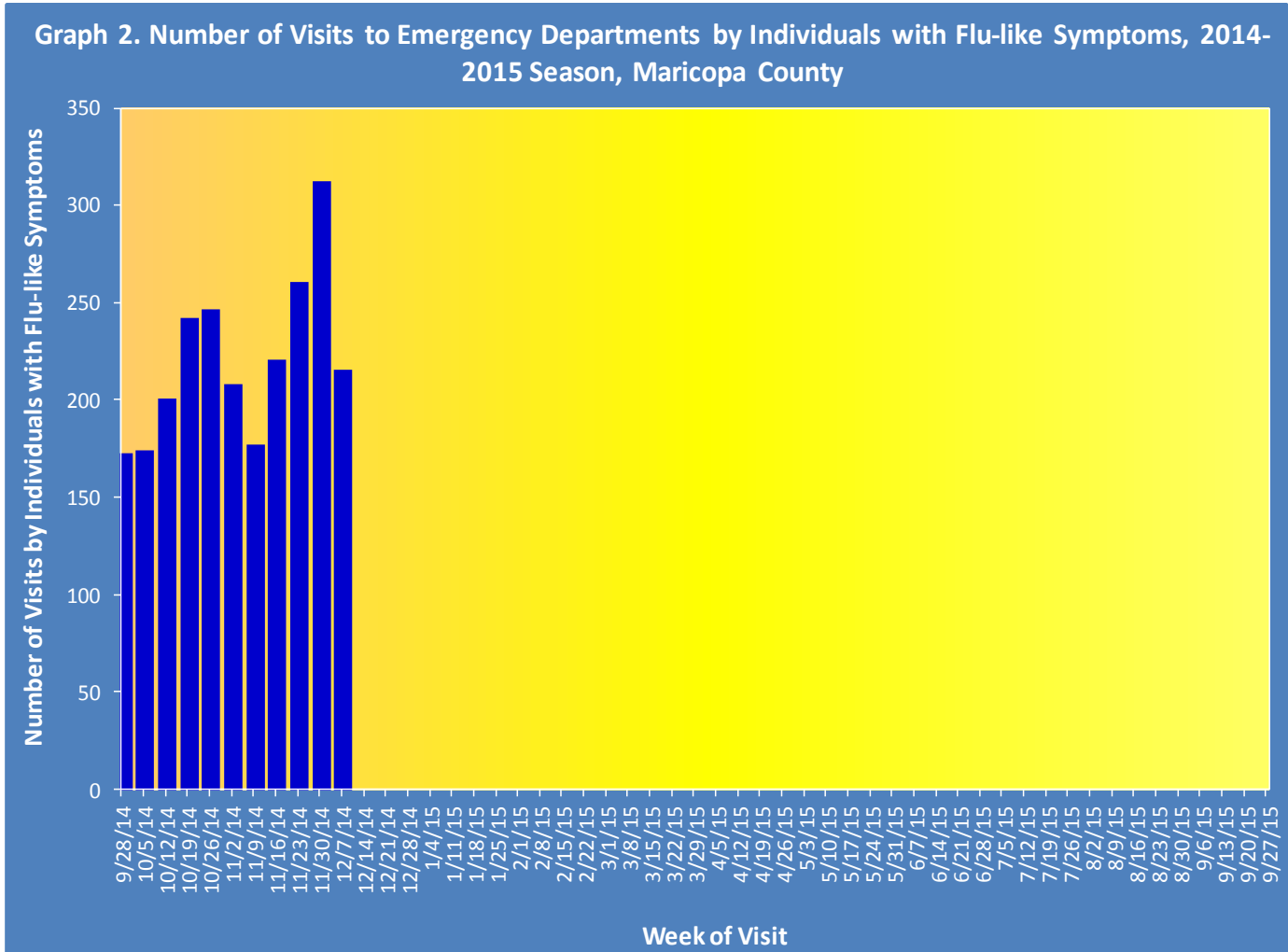
### Pneumonia and Influenza (P&I) Deaths

This influenza season there have been 221 pneumonia and influenza (P&I) deaths. One influenza related mortality has been reported this season. Table 3 shows the number of P&I deaths and the number of influenza deaths that occurred this season and last season.

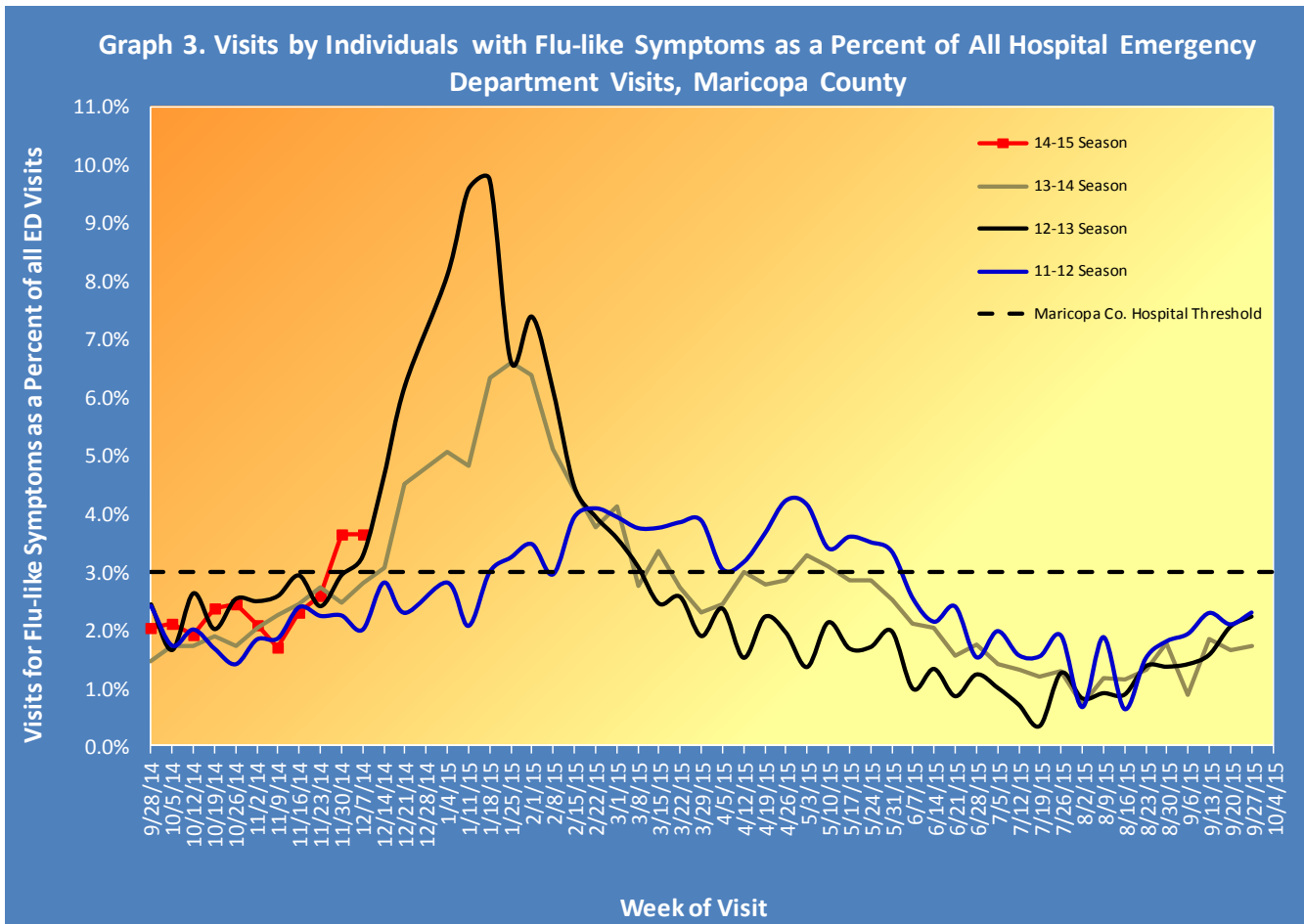
Table 3. Pneumonia and Influenza (P&I) Deaths, 2014-15 & 2013-14 Seasons, Maricopa County				
	Current Season (2014-2015) As of [12/6/2014]		Last Season (2013-2014) As of [12/7/2013]	
	Pneumonia and Influenza	Influenza	Pneumonia and Influenza	Influenza
<b>Pediatric (Under Age 18)</b>	3	0	0	0
<b>Adult (18 and Over)</b>	218	0	214	0

### Influenza Like Illness Activity at Hospital Emergency Departments

This influenza season there have been 2,382 visits to emergency departments by individuals with flu-like symptoms. To be counted as an individual with flu-like symptoms, the patient must have both fever and cough/sore throat. Graph 2 shows the number of patients with flu-like symptoms seen at 12 emergency departments.

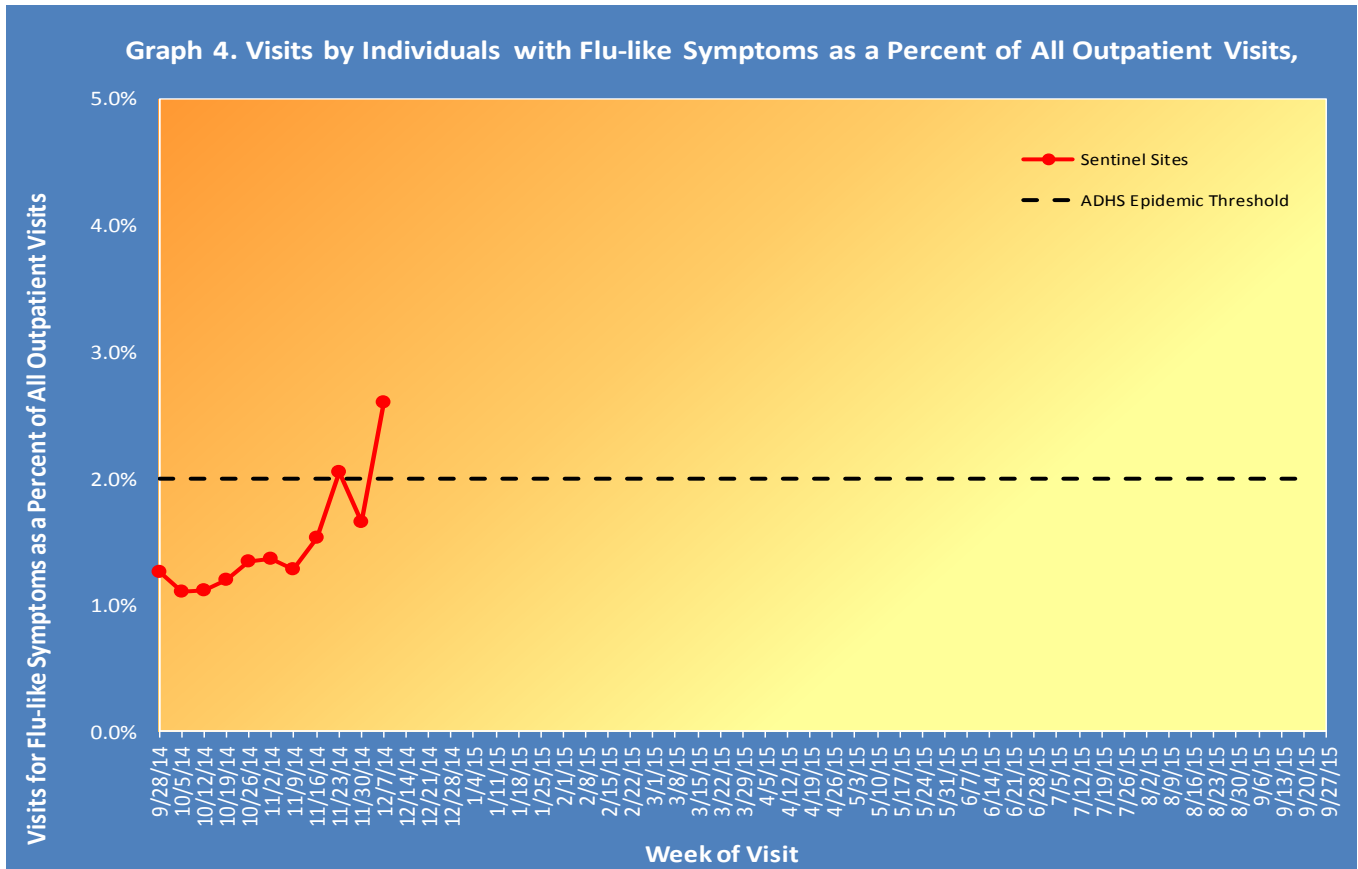


Graph 3 shows what percent of all emergency department visits were individuals with flu-like symptoms (fever and cough/sore throat). The graph shows the trend week by week, with the current season in red.



**Influenza Like Illness Activity at Sentinel Site Outpatient Facilities Reported to the Centers for Disease Control and Prevention (CDC)**

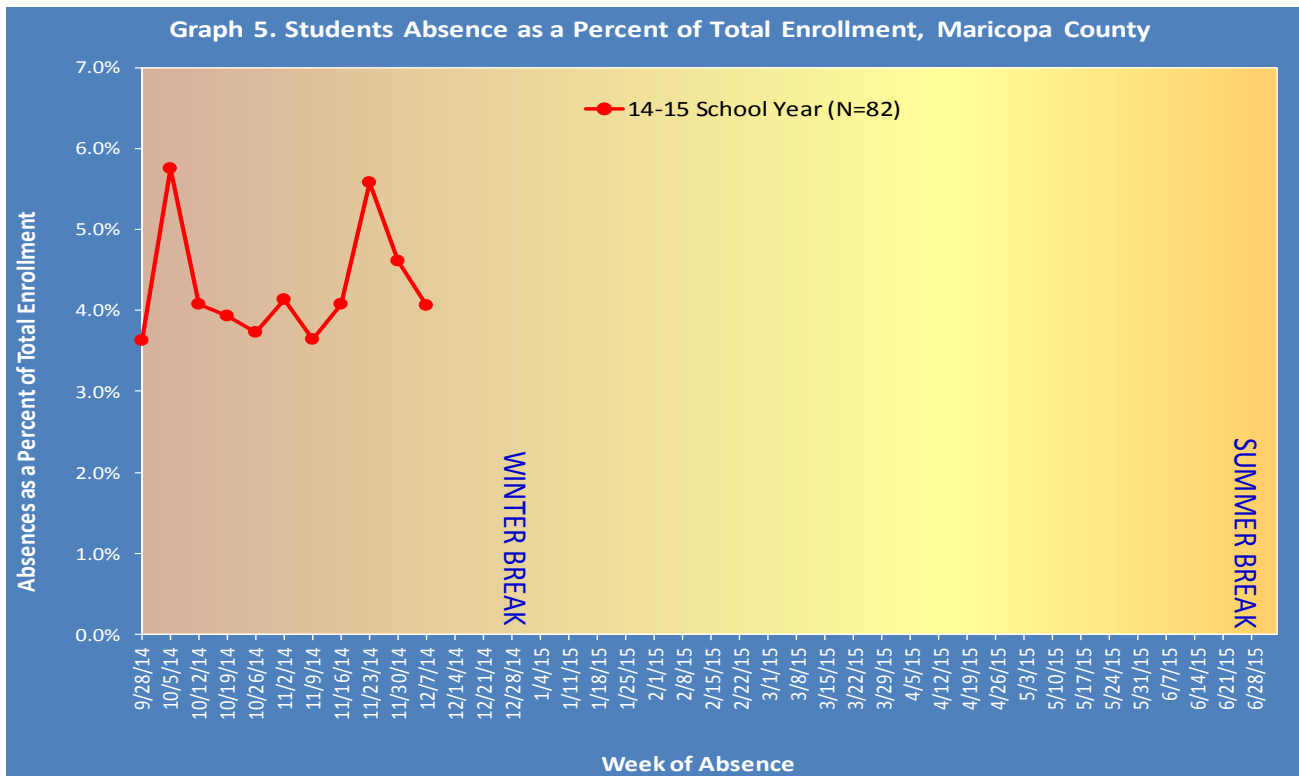
Maricopa County sentinel sites (outpatient facilities) report visits due to flu-like symptoms and the total number of visits seen each week to the Centers for Disease Control and Prevention (CDC). This week, 2.59% of visits at outpatient facilities were due to flu-like symptoms.



Sources: Adelante Healthcare, Arizona State University Health Services, Cigna Medical Group, Wesley Health Center

## Absentee Activity at Schools

Graph 5 shows the percent of students in a public school who were reported absent and illustrates the week by week trend, for the current school year. This week 4.06% of students were absent.



82 schools Representing 6 school districts

**The Maricopa County Department of Public Health wishes to thank all of the  
Influenza surveillance participants:**

Arizona Department of Health Services  
Local Hospital Emergency Departments & Infection Control Practitioners  
Local Outpatient Facilities and Medical Directors  
Maricopa County Public Schools  
Maricopa County Office of Vital Statistics

**Questions about this report may be directed to:**

[epidemiology@mail.maricopa.gov](mailto:epidemiology@mail.maricopa.gov)

**Information on influenza activity for the state, the U.S. and the world may be found  
at the following websites:**

<http://www.azdhs.gov/phs/oids/epi/flu/index.htm> (ADHS)

<http://www.cdc.gov/flu/weekly/fluactivitysurv.htm> (CDC)

[http://www.who.int/influenza/gisrs\\_laboratory/updates/en/index.html](http://www.who.int/influenza/gisrs_laboratory/updates/en/index.html) (WHO)