

# Maricopa County Department of Public Health INFLUENZA UPDATE

## September 29, 2013 through October 19, 2013 Posted October 24, 2013

### Individuals with Laboratory Confirmed Influenza

The 2013-2014 influenza season starts on 9/29/2013 (week 40) and continues through 9/27/2014 (week 39). This influenza season (2013-14), there have been 4 individuals confirmed with an influenza test, 2 cases were reported this week. On October 4th, 2013, the first locally-acquired influenza case was confirmed at the Arizona State Public Health Laboratory. The state of Arizona reported **sporadic** activity for week 42 (10/13/2013-10/19/2013). The chart below shows tests each week for the current season (red) and previous seasons.

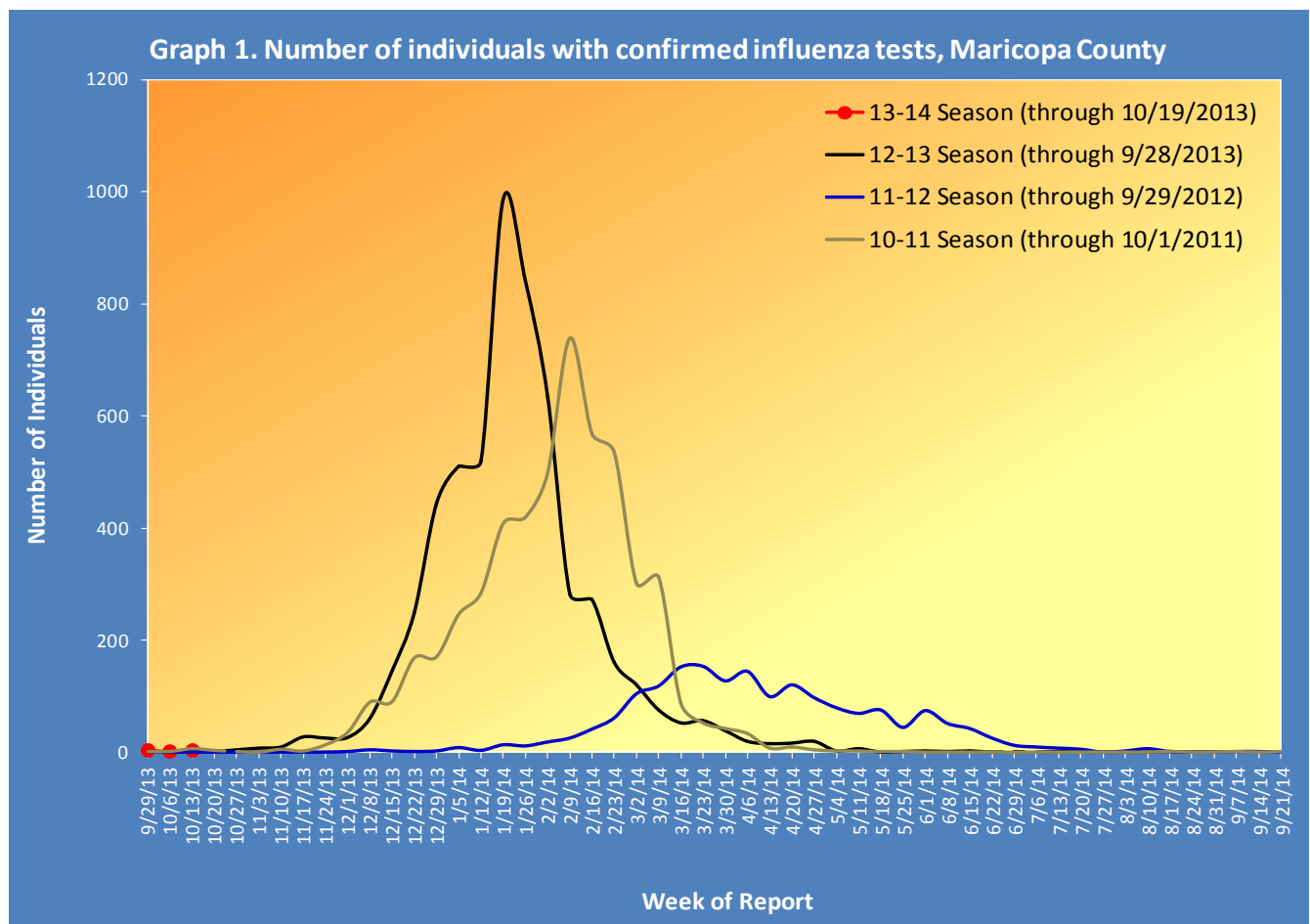


Table 1 shows the number of laboratory-confirmed cases reported this season compared to confirmed cases reported last week and last season.

<b>Table 1. Laboratory-Confirmed Influenza Cases Compared to Last Week and Last Season, Maricopa County</b>		
<b>Total</b>	<b>Cumulative Season Total</b>	<b>Current Week Total</b>
2013-2014	4	2
2012-2013	2	1
3 season average*	1.2	1.3
<i>% increase compared to 2012-2013 season</i>	<i>100%</i>	<i>100%</i>
<i>% increase compared to 3 season average</i>	<i>227%</i>	<i>50%</i>
<i>% increase compared to last week</i>	<i>100%</i>	<i>200%</i>

\*Mean of past 3 influenza seasons

### Types of Influenza

This influenza season two types of influenza have been reported. Table 2 shows the number and percentage of tests reported by influenza type and subtype.

<b>Table 2. Types/Subtypes of Influenza by Test, 2013-2014 Season, Maricopa County</b>		
<b>Total</b>	<b>4</b>	<b>100.0%</b>
Type A	2	50.0%
<i>Subtype 2009 H1N1</i>	<i>1</i>	<i>50.0%</i>
<i>Subtype H3</i>	<i>0</i>	<i>0.0%</i>
<i>Subtyping not performed or unknown</i>	<i>1</i>	<i>50.0%</i>
Type B	1	25.0%
Type Unknown	1	25.0%

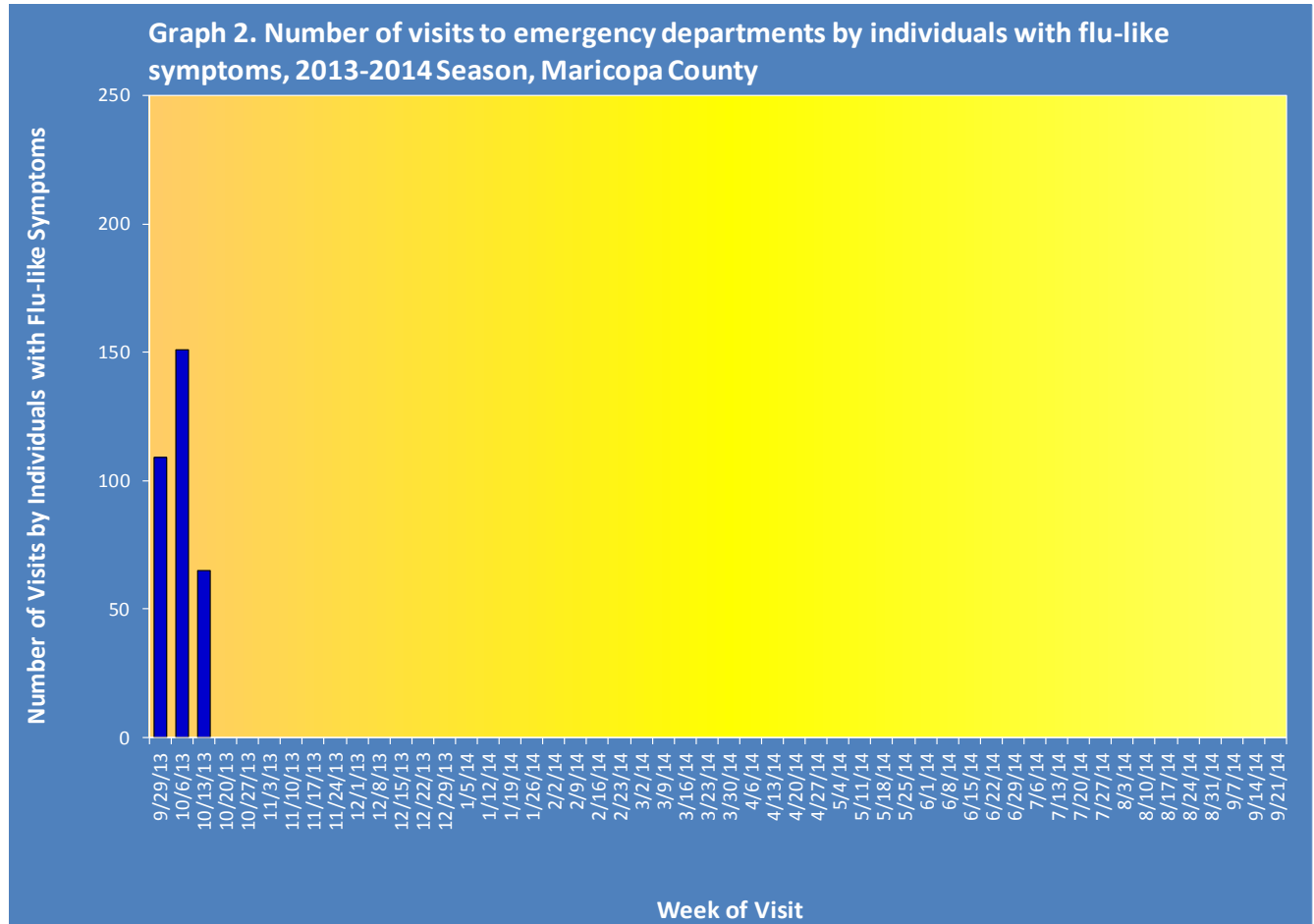
### Pneumonia and Influenza (P&I) Deaths

This influenza season there have been 63 pneumonia and influenza (P&I) deaths. This has decreased from last season's total of 79 P&I deaths. No influenza-associated mortality in a child has been reported this season or last season. Table 2 shows the number of P&I deaths and the number of influenza deaths that occurred this season and last season.

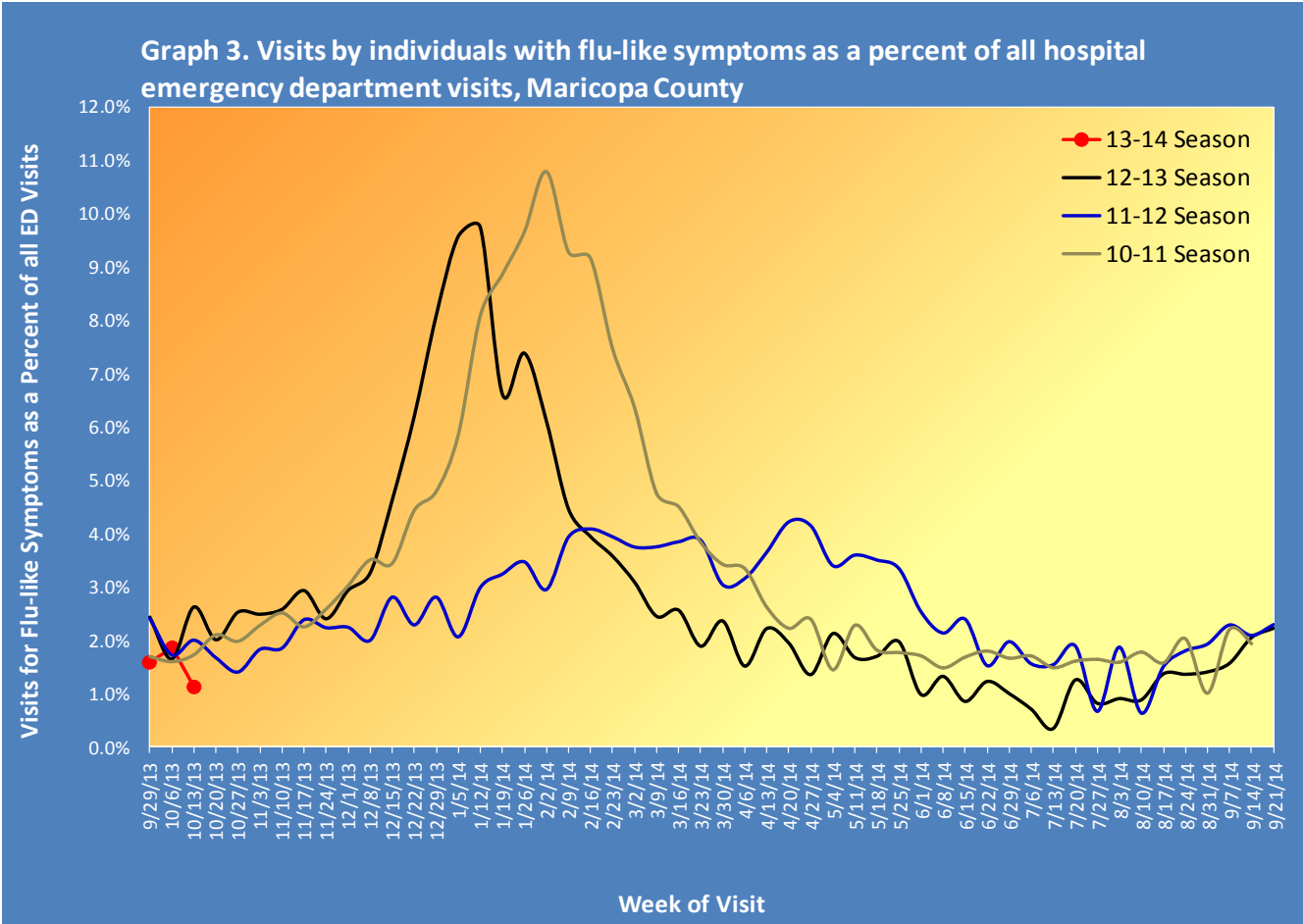
<b>Table 3. Pneumonia and Influenza (P&amp;I) Deaths, 2013-14 &amp; 2012-13 Seasons, Maricopa County</b>				
	<b>Current Season (2013-2014) As of [10/19/2013]</b>		<b>Last Season (2012-2013) As of [10/20/2012]</b>	
	<b>Pneumonia and Influenza</b>	<b>Influenza</b>	<b>Pneumonia and Influenza</b>	<b>Influenza</b>
<b>Pediatric (Under Age 18)</b>	0	0	0	0
<b>Adult (18 and Over)</b>	63	0	79	0

## Respiratory Illness Activity at Hospital Emergency Departments

This influenza season there have been 325 visits to emergency departments by individuals with flu-like symptoms. To be counted as an individual with flu-like symptoms, the patient must have both fever and cough or sore throat. Graph 2 shows the number of patients with flu-like symptoms seen at 11 emergency departments.

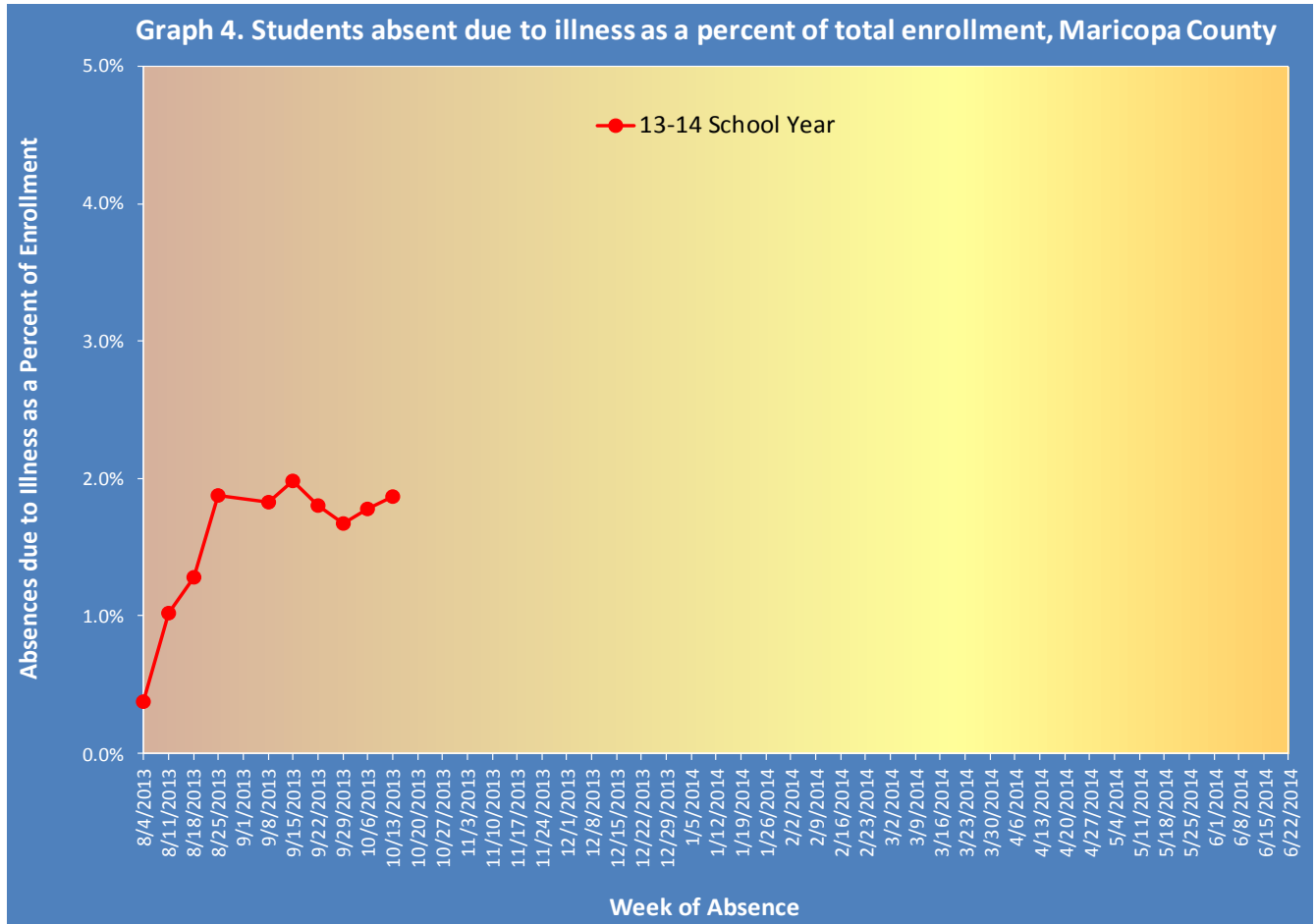


Graph 3 shows what percent of all emergency department visits were individuals with flu-like symptoms (fever and cough/sore throat). The graph shows the trend week by week, with the current season in red.



### Illness Activity at Schools

Graph 4 shows the percent of enrolled students in public schools who were absent due to illness (flu-like, gastrointestinal, other respiratory, etc.) as reported by their parents. The chart shows the trend week by week, for the current school year. This week, 7 out of 8 participating schools met the reporting criteria ( $\geq 3$  days of reporting).



***The Maricopa County Department of Public Health wishes to thank all of the  
influenza surveillance participants:***

*Arizona Department of Health Services  
Local Hospital Emergency Departments & Infection Control Practitioners  
Maricopa County Public Schools  
Maricopa County Office of Vital Statistics*

***Questions about this report may be directed to:  
[epidemiology@mail.maricopa.gov](mailto:epidemiology@mail.maricopa.gov)***

***Information on influenza activity for the state, the U.S. and the world may be found  
at the following websites:***

<http://www.azdhs.gov/phs/oids/epi/flu/index.htm> (ADHS)  
<http://www.cdc.gov/flu/weekly/fluactivitysurv.htm> (CDC)  
[http://www.who.int/influenza/gisrs\\_laboratory/updates/en/index.html](http://www.who.int/influenza/gisrs_laboratory/updates/en/index.html) (WHO)