

Maricopa County Department of Public Health

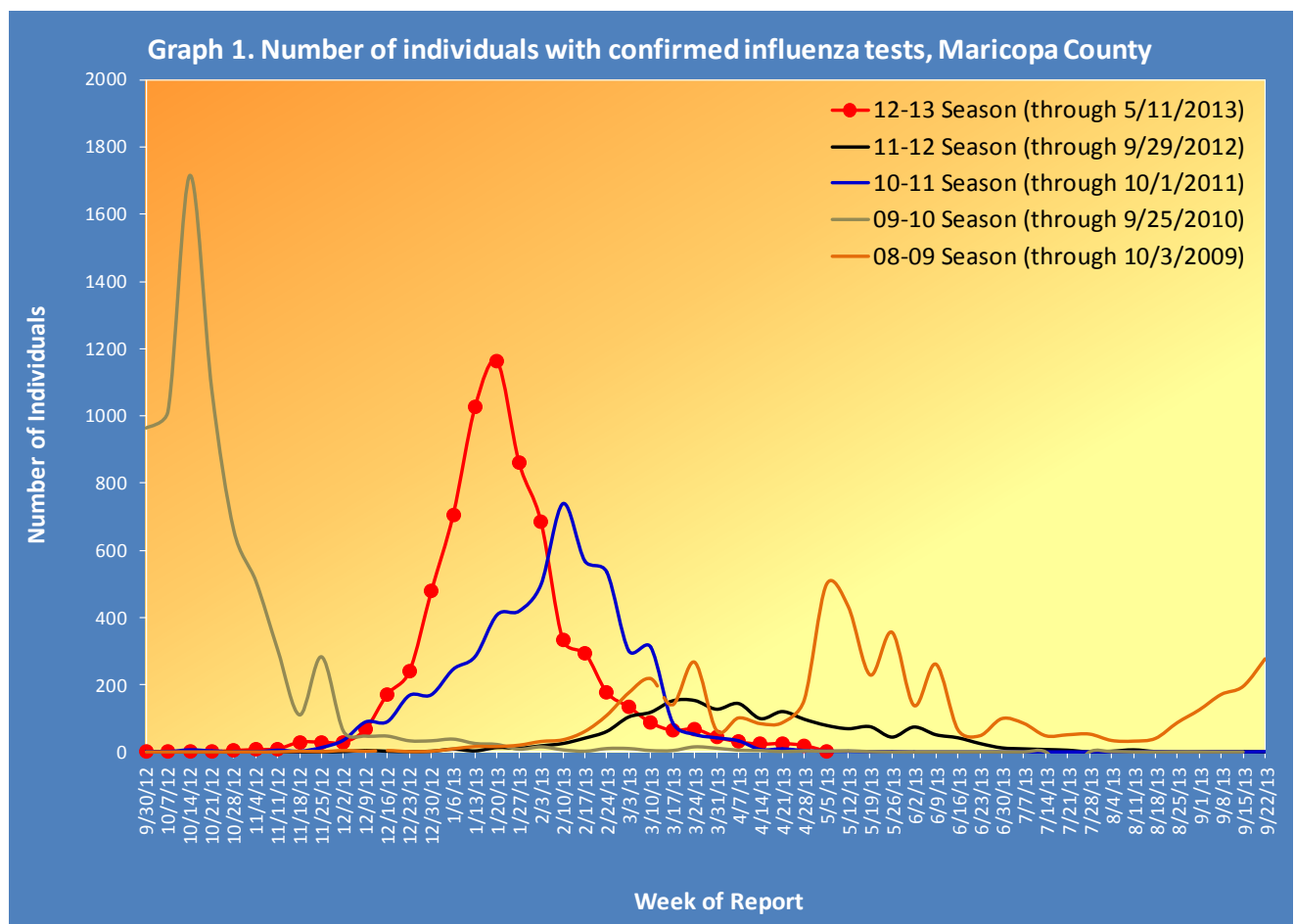
INFLUENZA UPDATE

September 30, 2012 through May 11, 2013

Posted May 16, 2013

Individuals with Laboratory Confirmed Influenza

This influenza season (2012-13), there have been 6,808 individuals confirmed with an influenza test, 2 cases reported within the past week. On October 30th, 2012, the first locally-acquired influenza case was confirmed at the Arizona State Public Health Laboratory. The state of Arizona is reporting **sporadic** activity. The numbers in this report are based on processed cases. There are a large number of reports that are still being processed. This means the numbers in this report are **provisional**. The chart below shows tests each week for the current season (red) and previous seasons.



Types of Influenza

This influenza season, three types of influenza have been reported. Table 1 shows the number and percentage of tests reported by influenza type and subtype.

Table 1. Types/Subtypes of Influenza by Test, 2012-2013 Season, Maricopa		
Total	6808	100.0%
Type A	4814	70.7%
<i>Subtype 2009 H1N1</i>	26	0.5%
<i>Subtype H3</i>	800	16.6%
<i>Subtyping not performed or unknown</i>	3988	82.8%
Type B	1686	24.8%
Type Unknown	308	4.5%

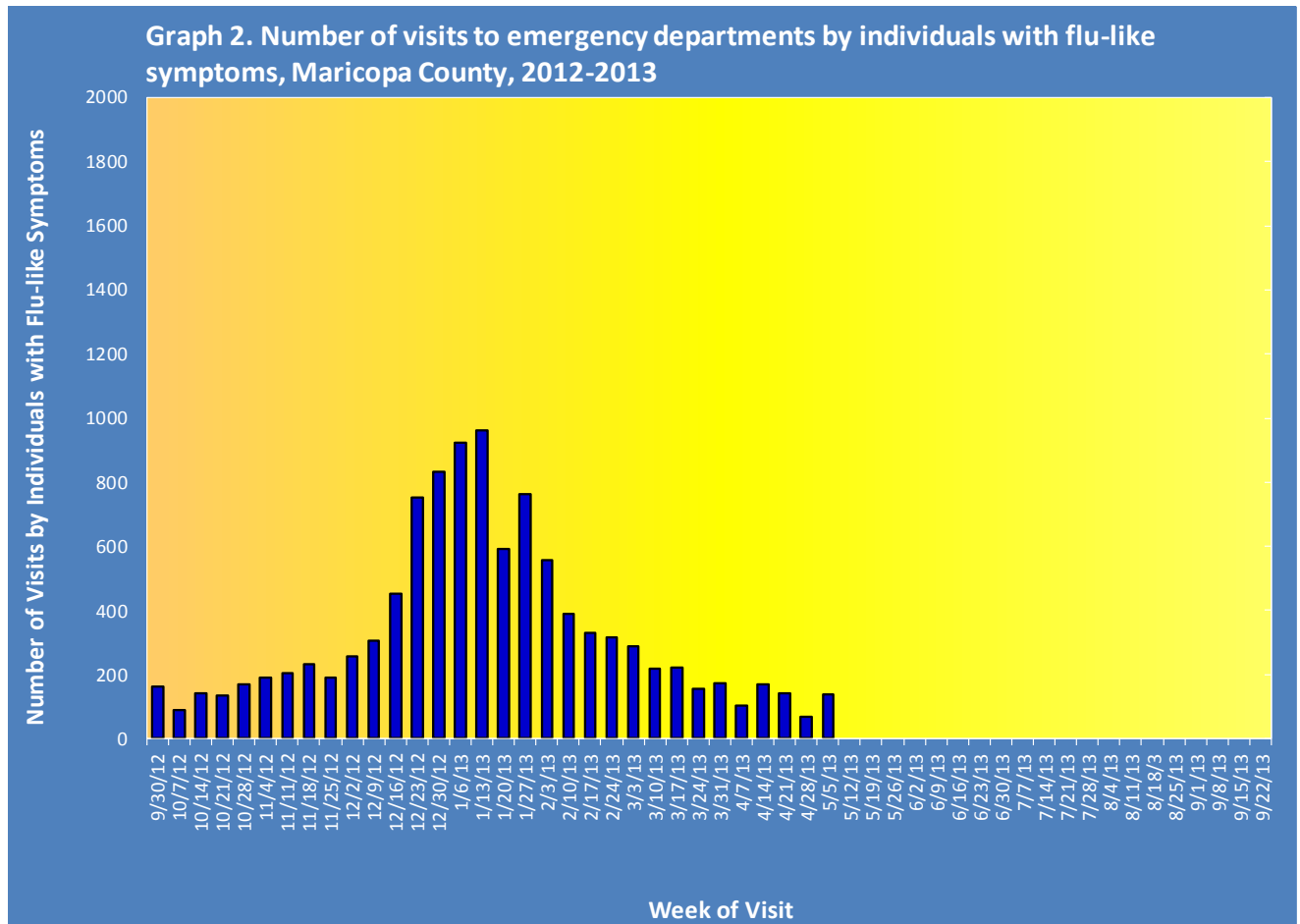
Pneumonia and Influenza (P&I) Deaths

This influenza season, there have been 970 pneumonia and influenza (P&I) deaths (including 9 pediatric deaths (none attributed to influenza)). There have been 26 adult influenza deaths reported this season. This has increased from last season's total of 871 P&I deaths (including 7 pediatric deaths (none attributed to influenza)). Table 2 shows the number of P&I deaths and the number of influenza deaths that occurred this season and last season.

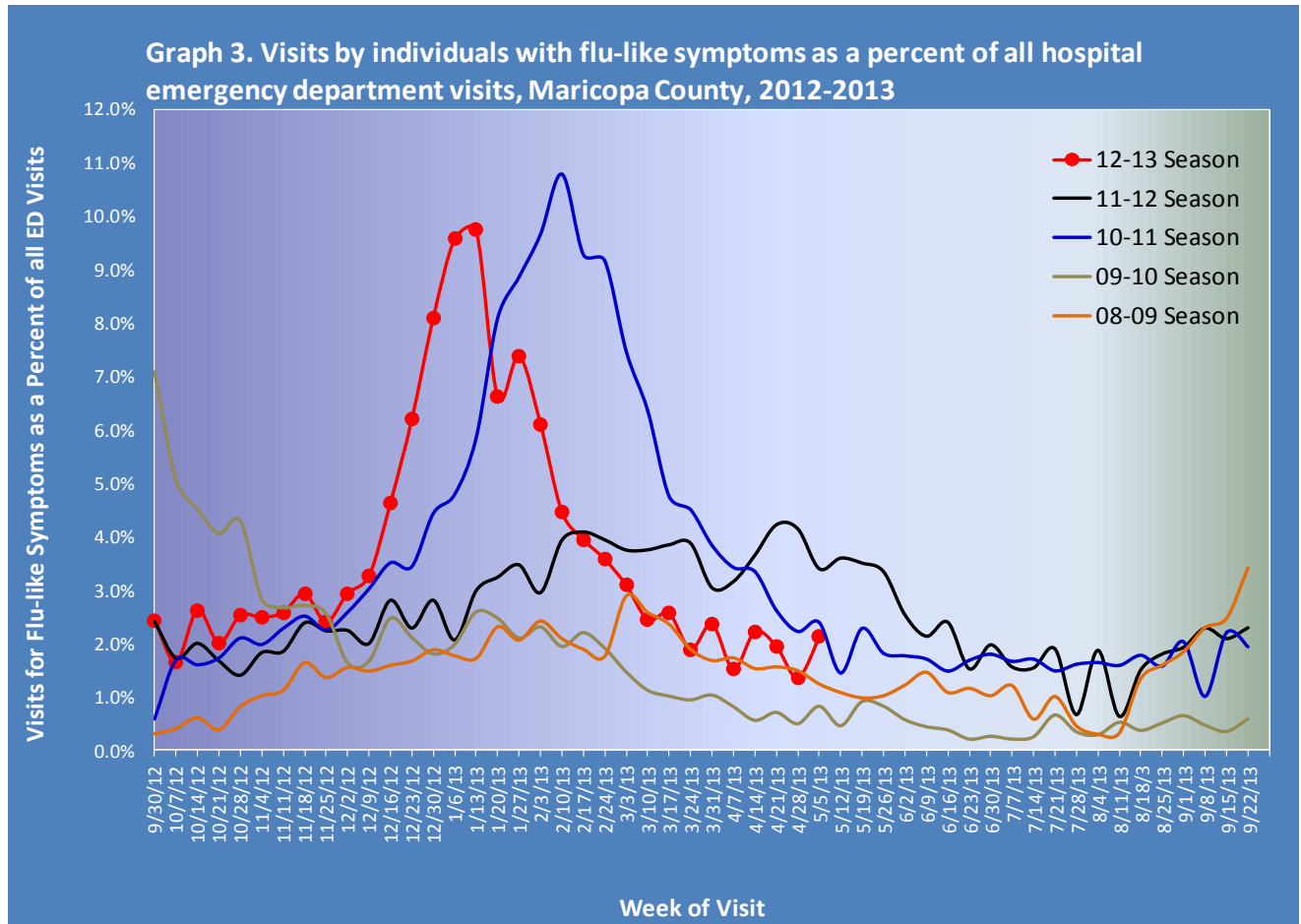
Table 2. Pneumonia and Influenza (P&I) Deaths, 2011-12 & 2012-13 Seasons, Maricopa County				
	Current Season (2012-2013) As of [05/11/2013]		Last Season (2011-2012) As of [05/12/2012]	
	Pneumonia and Influenza	Influenza	Pneumonia and Influenza	Influenza
Pediatric (Under Age 18)	9	0	7	0
Adult (18 and Over)	961	26	864	5

Respiratory Illness Activity at Hospital Emergency Departments

This influenza season, there have been 10,623 visits to emergency departments by individuals with flu-like symptoms. To be counted as an individual with flu-like symptoms, the patient must have both fever and cough or sore throat. Graph 2 shows the number of patients with flu-like symptoms seen at 12 emergency departments.

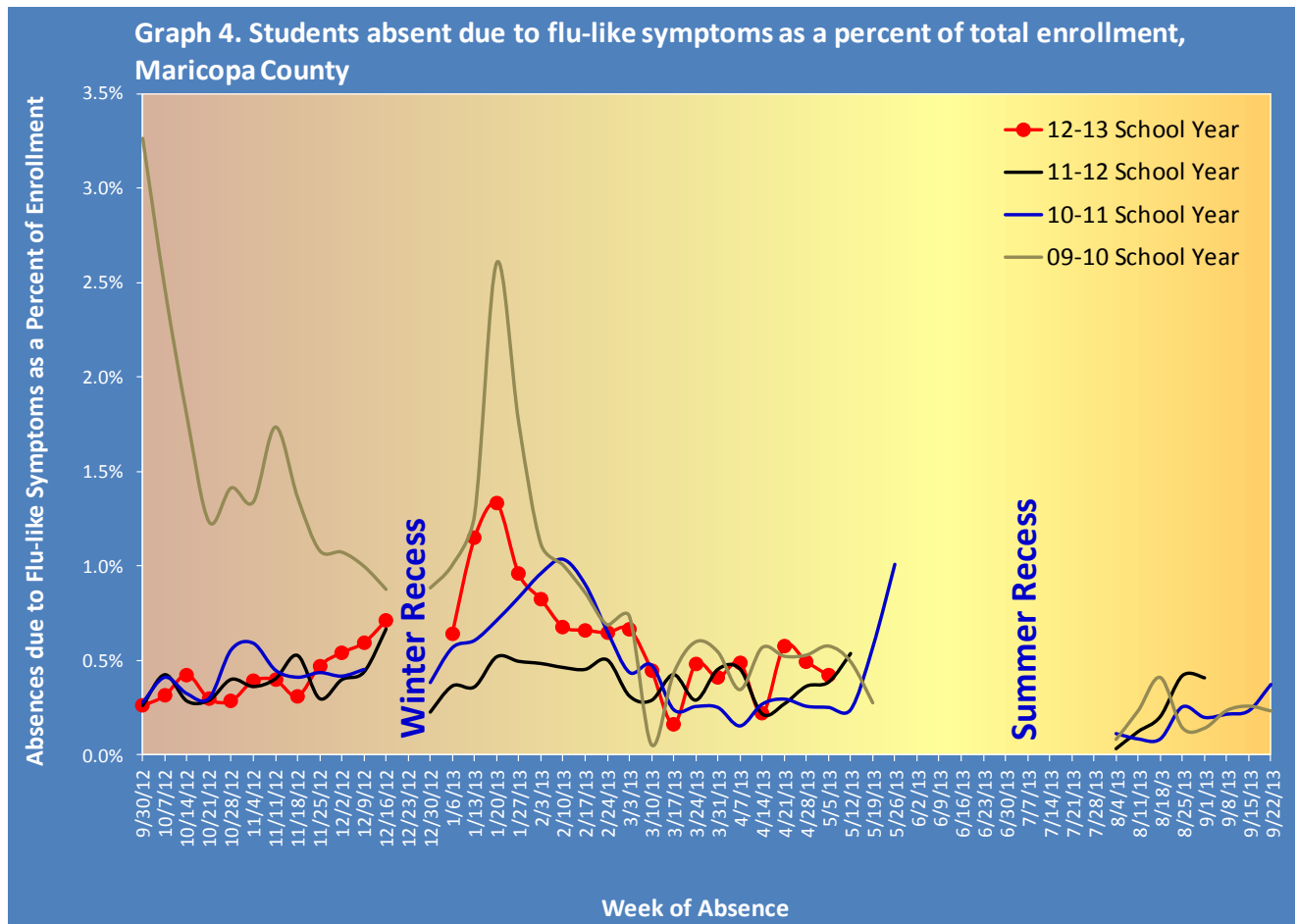


Graph 3 shows what percent of all emergency department visits were individuals with flu-like symptoms (fever and cough/sore throat). The graph shows the trend week by week, with the current season in red.



Respiratory Illness Activity at Schools

Graph 4 shows the percent of enrolled students in selected public schools who were absent due to flu-like symptoms. To be counted as a student absent with flu-like symptoms, the student must be kept home from school and reported (usually by a parent) to have both a fever and cough or sore throat. The chart shows the trend week by week, for the current school year (red) and previous school years.



*The Maricopa County Department of Public Health wishes to thank all of the
influenza surveillance participants:*

*Arizona Department of Health Services
Local Hospital Emergency Departments & Infection Control Practitioners
Maricopa County Public Schools
Maricopa County Office of Vital Statistics*

Questions about this report may be directed to:
epidemiology@mail.maricopa.gov

**Information on influenza activity for the state, the U.S. and the world may be found
at the following websites:**

<http://www.azdhs.gov/phs/oids/epi/flu/index.htm> (ADHS)
<http://www.cdc.gov/flu/weekly/fluactivitysurv.htm> (CDC)
http://www.who.int/influenza/gisrs_laboratory/updates/en/index.html (WHO)