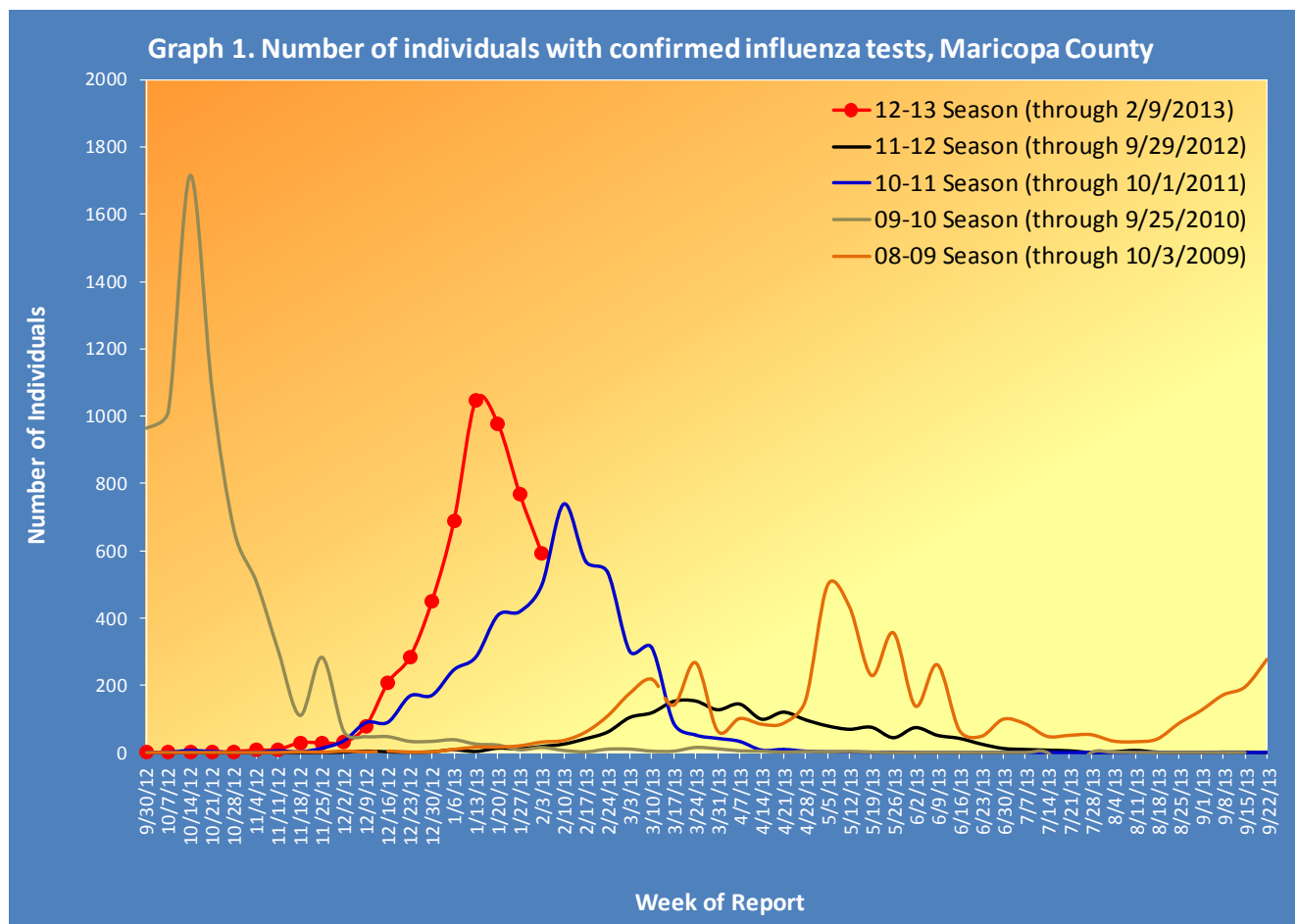


# Maricopa County Department of Public Health INFLUENZA UPDATE

## September 30, 2012 through February 9, 2013 Posted February 14, 2013

### Individuals with Laboratory Confirmed Influenza

This influenza season (2012-13), there have been 5,205 individuals confirmed with an influenza test, 592 cases reported within the past week. On October 30th, 2012, the first locally-acquired influenza case was confirmed at the Arizona State Public Health Laboratory. The state of Arizona is reporting **widespread** activity. The numbers in this report are based on processed cases. There are a large number of reports that are still being processed. This means the numbers in this report are **provisional**. The chart below shows tests each week for the current season (red) and previous seasons.



## Types of Influenza

This influenza season, three types of influenza have been reported. Table 1 shows the number and percentage of tests reported by influenza type and subtype.

<b>Table 1. Types/Subtypes of Influenza by Test, 2012-2013 Season, Maricopa</b>		
<b>Total</b>	<b>5205</b>	<b>100.0%</b>
Type A	3990	76.7%
<i>Subtype 2009 H1N1</i>	4	0.1%
<i>Subtype H3</i>	127	3.2%
<i>Subtyping not performed or unknown</i>	3859	96.7%
Type B	1001	19.2%
Type Unknown	214	4.1%

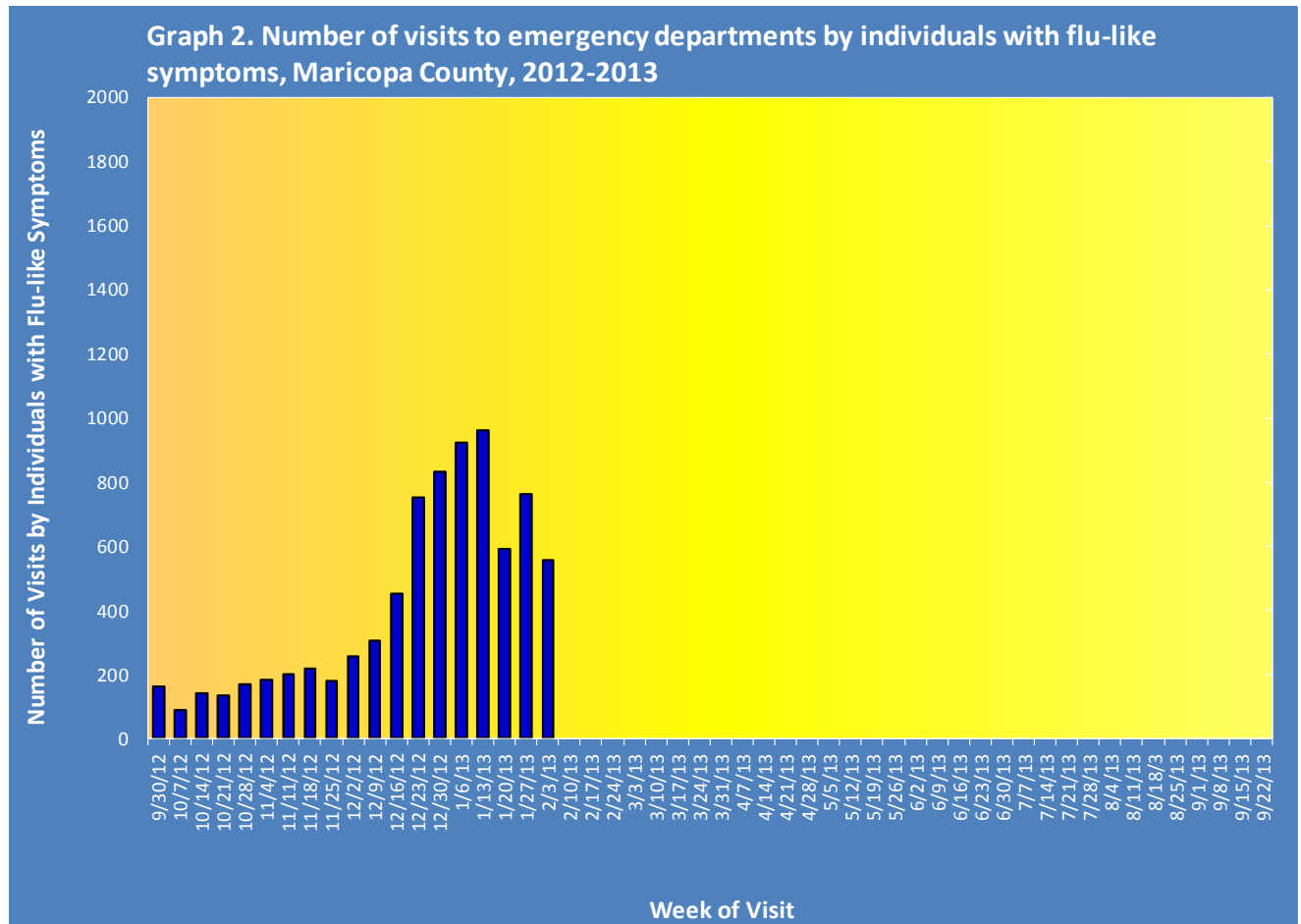
## Pneumonia and Influenza (P&I) Deaths

This influenza season, there have been 573 pneumonia and influenza (P&I) deaths (including 5 pediatric deaths (none attributed to influenza)). There have been 22 adult influenza deaths reported this season. This has increased from last season's total of 459 P&I deaths (including 4 pediatric deaths (none attributed to influenza)). Table 2 shows the number of P&I deaths and the number of influenza deaths that occurred this season and last season.

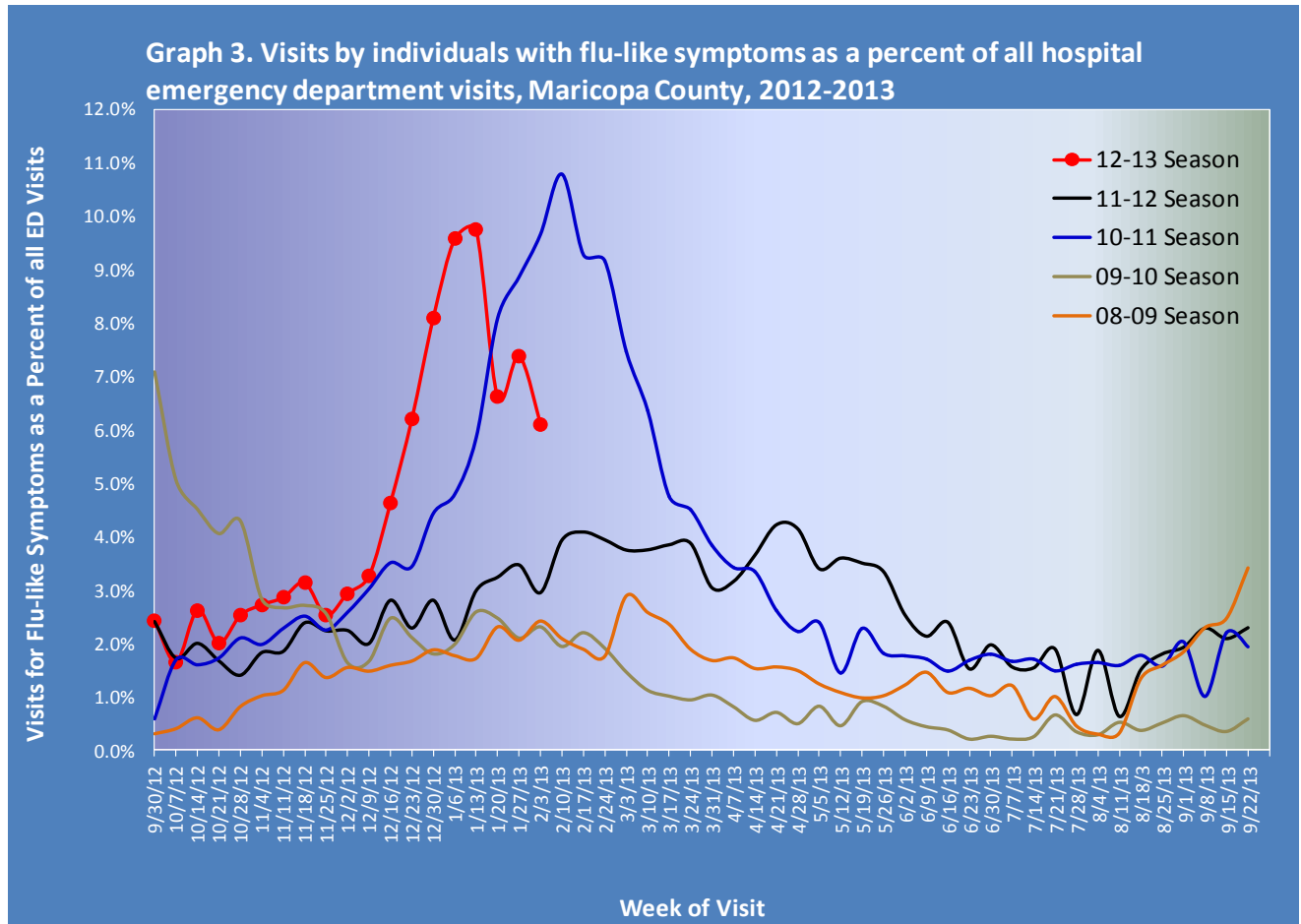
<b>Table 2. Pneumonia and Influenza (P&amp;I) Deaths, 2011-12 &amp; 2012-13 Seasons, Maricopa County</b>				
	<b>Current Season (2012-2013) As of [02/09/2013]</b>		<b>Last Season (2011-2012) As of [02/11/2012]</b>	
	Pneumonia and Influenza	Influenza	Pneumonia and Influenza	Influenza
<b>Pediatric (Under Age 18)</b>	5	0	4	0
<b>Adult (18 and Over)</b>	568	22	455	0

## Respiratory Illness Activity at Hospital Emergency Departments

This influenza season, there have been 7,872 visits to emergency departments by individuals with flu-like symptoms. To be counted as an individual with flu-like symptoms, the patient must have both fever and cough or sore throat. Graph 2 shows the number of patients with flu-like symptoms seen at 12 emergency departments.

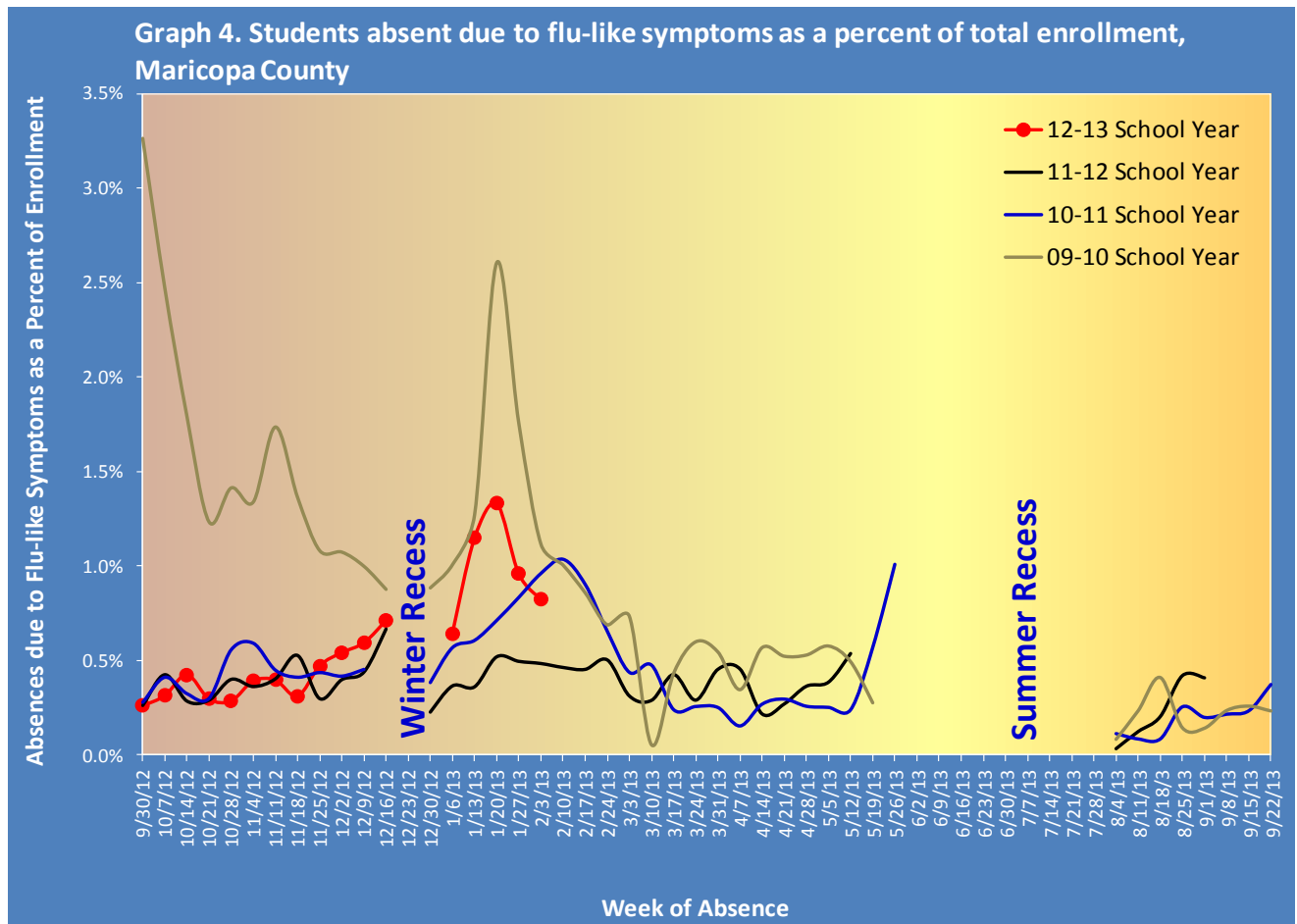


Graph 3 shows what percent of all emergency department visits were individuals with flu-like symptoms (fever and cough/sore throat). The graph shows the trend week by week, with the current season in red.



Respiratory Illness Activity at Schools

Graph 4 shows the percent of enrolled students in selected public schools who were absent due to flu-like symptoms. To be counted as a student absent with flu-like symptoms, the student must be kept home from school and reported (usually by a parent) to have both a fever and cough or sore throat. The chart shows the trend week by week, for the current school year (red) and previous school years.



---

***The Maricopa County Department of Public Health wishes to thank all of the  
influenza surveillance participants:***

*Arizona Department of Health Services  
Local Hospital Emergency Departments & Infection Control Practitioners  
Maricopa County Public Schools  
Maricopa County Office of Vital Statistics*

***Questions about this report may be directed to:  
[epidemiology@mail.maricopa.gov](mailto:epidemiology@mail.maricopa.gov)***

***Information on influenza activity for the state, the U.S. and the world may be found  
at the following websites:***

<http://www.azdhs.gov/phs/oids/epi/flu/index.htm> (ADHS)  
<http://www.cdc.gov/flu/weekly/fluactivitysurv.htm> (CDC)  
[http://www.who.int/influenza/gisrs\\_laboratory/updates/en/index.html](http://www.who.int/influenza/gisrs_laboratory/updates/en/index.html) (WHO)