

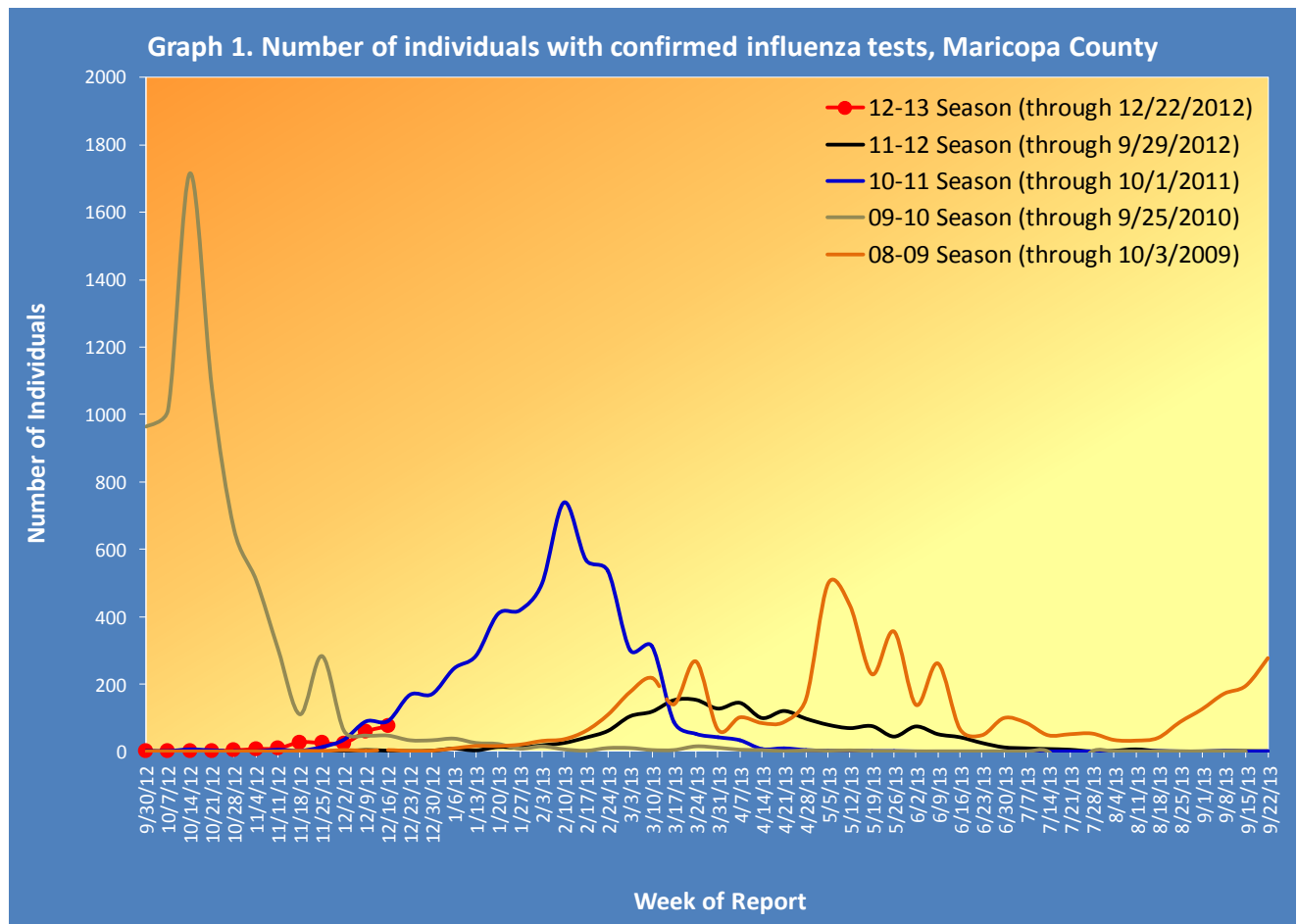
# Maricopa County Department of Public Health INFLUENZA UPDATE

## September 30, 2012 through December 22, 2012

### Posted December 28, 2012

#### Individuals with Laboratory Confirmed Influenza

This influenza season (2012-13), there have been 232 individuals confirmed with an influenza test. On October 30th, 2012, the first locally-acquired influenza case was confirmed at the Arizona State Public Health Laboratory. The state of Arizona is now reporting regional activity. The chart below shows tests each week for the current season (red) and previous seasons.



## Types of Influenza

This influenza season, three types of influenza have been reported. Table 1 shows the number and percentage of tests reported by influenza type and subtype.

| <b>Table 1. Types/Subtypes of Influenza by Test, 2012-2013 Season, Maricopa</b> |            |               |
|---|------------|---------------|
| <b>Total</b>  | <b>232</b> | <b>100.0%</b> |
| Type A  | 169        | 72.8%         |
| <i>Subtype 2009 H1N1</i>  | 3          | 1.8%          |
| <i>Subtype H3</i>   | 80         | 47.3%         |
| <i>Subtyping not performed or unknown</i>                                       | 86         | 50.9%         |
| Type B  | 59         | 25.4%         |
| Type Unknown  | 4          | 1.7%          |

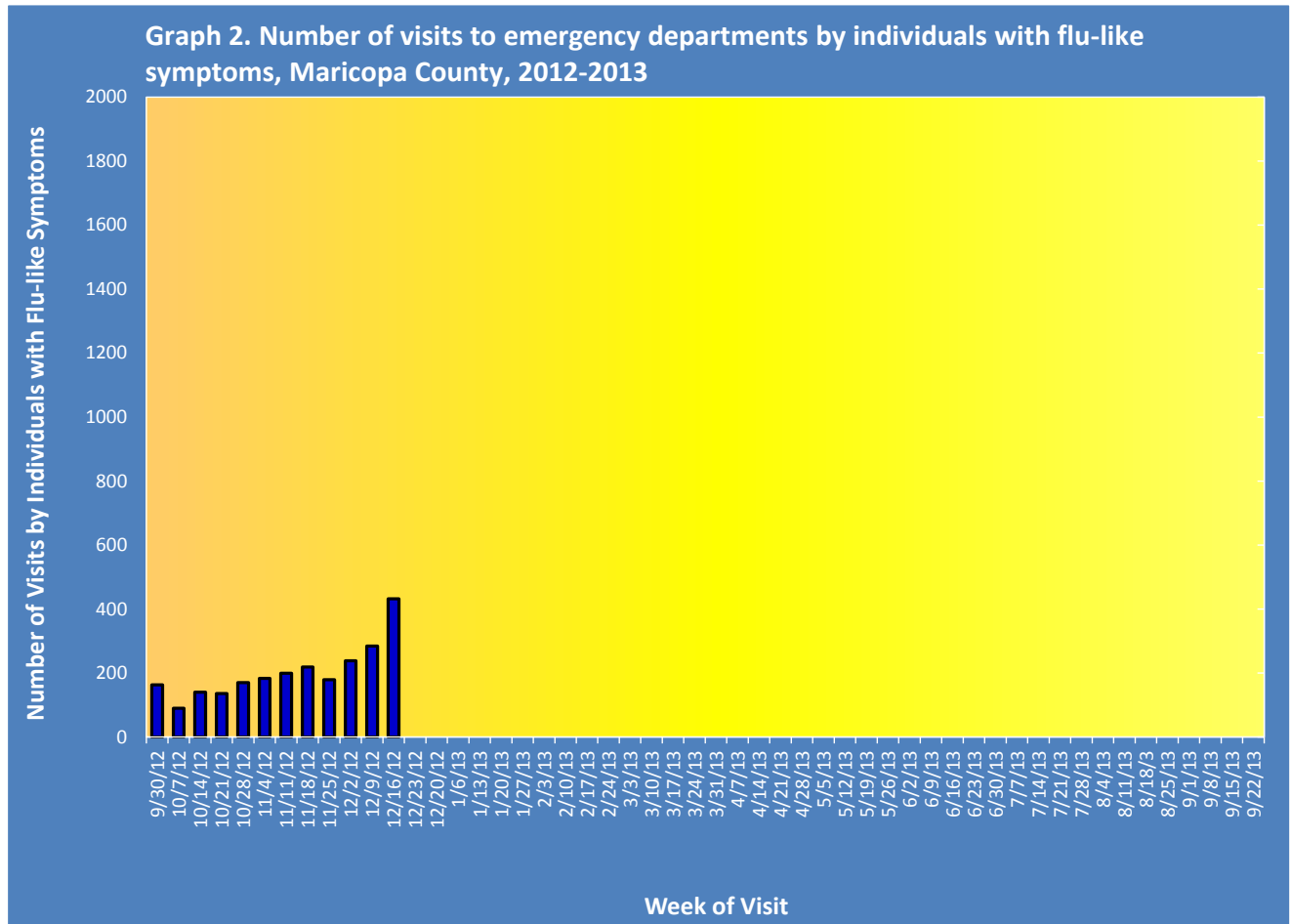
## Pneumonia and Influenza (P&I) Deaths

This influenza season, there have been 268 pneumonia and influenza (P&I) deaths (including 1 pediatric death (none attributed to influenza)). This is down from last season's total of 270 P&I deaths (including 3 pediatric deaths (none attributed to influenza)). Table 2 shows the number of P&I deaths and the number of influenza deaths that occurred this season and last season.

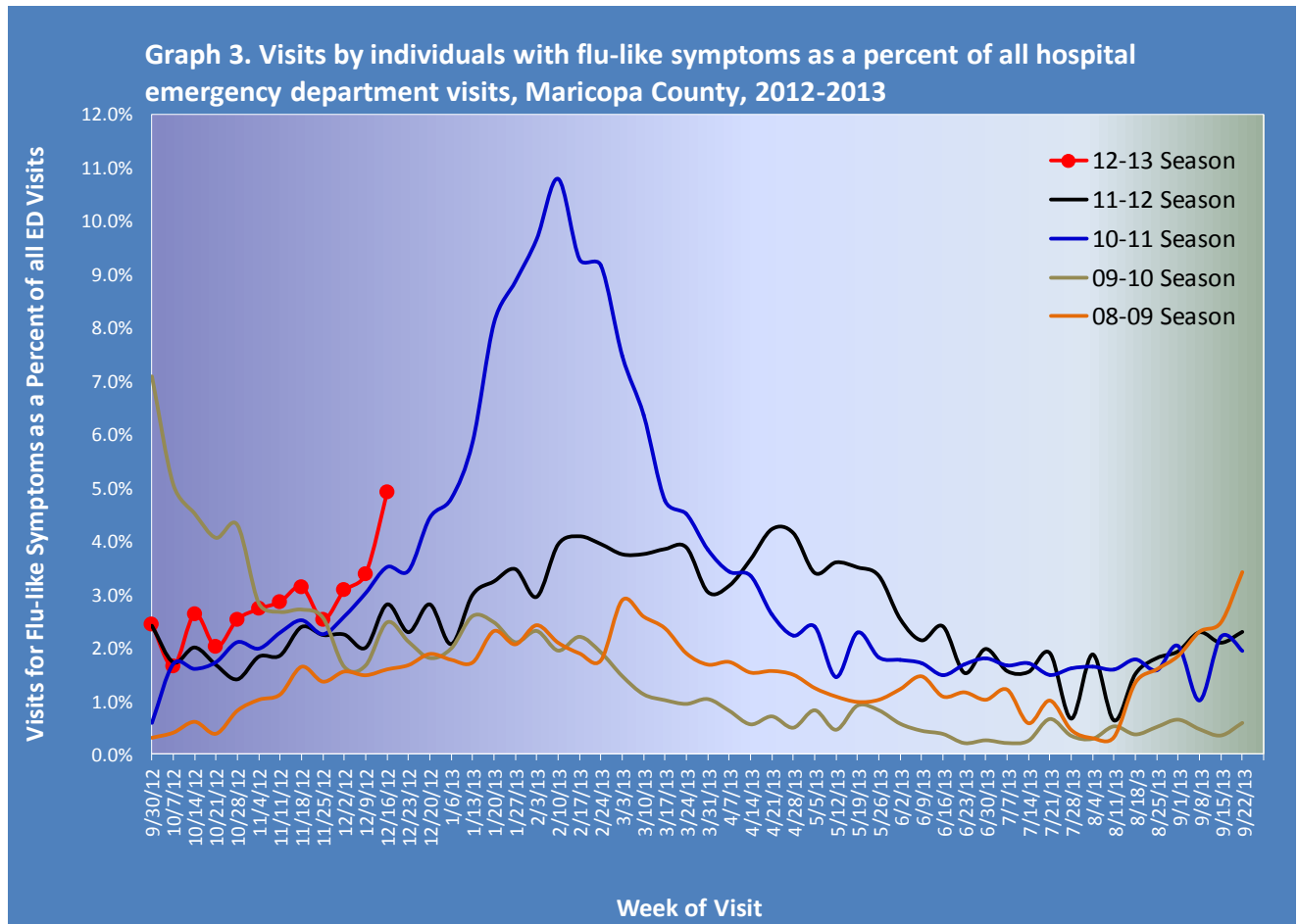
| <b>Pneumonia and Influenza (P&amp;I) Deaths, 2011-12 &amp; 2012-13 Seasons, Maricopa County</b> |  |           |   |           |
|---|--|-----------|---|-----------|
|   | <b>Current Season (2012-2013) As of<br/>[12/22/2012]</b> |           | <b>Last Season (2011-2012) As of<br/>[12/24/2011]</b> |           |
|   | Pneumonia and<br>Influenza                               | Influenza | Pneumonia and<br>Influenza                            | Influenza |
| <b>Pediatric (Under Age 18)</b>   | 1  | 0         | 3   | 0         |
| <b>Adult (18 and Over)</b>  | 267  | 2         | 267   | 0         |

## Respiratory Illness Activity at Hospital Emergency Departments

This influenza season, there have been 2,433 visits to emergency departments by individuals with flu-like symptoms. To be counted as an individual with flu-like symptoms, the patient must have both fever and cough or sore throat. Graph 2 shows the number of patients with flu-like symptoms seen at 12 emergency departments.

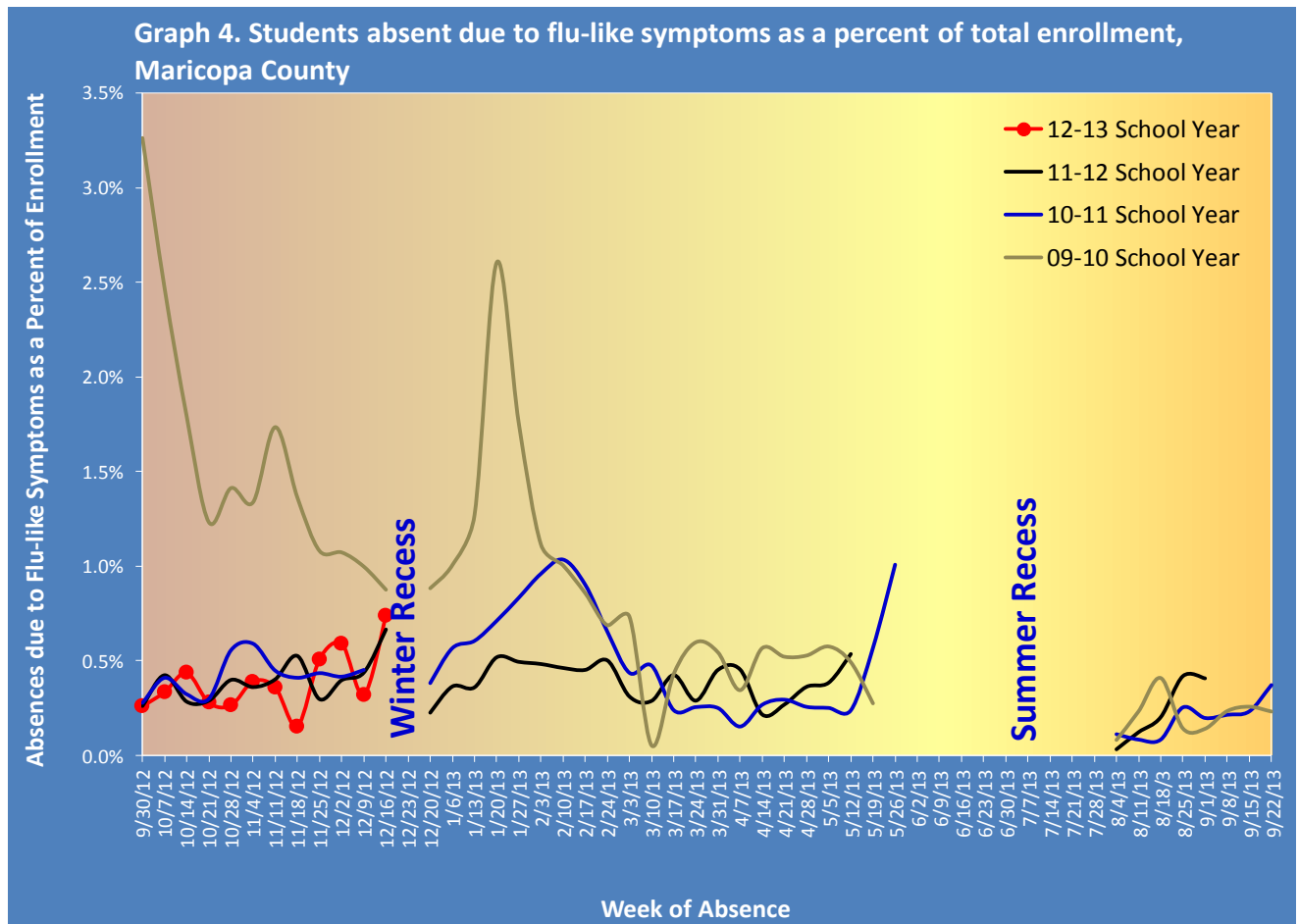


Graph 3 shows what percent of all emergency department visits were individuals with flu-like symptoms (fever and cough/sore throat). The graph shows the trend week by week, with the current season in red.



Respiratory Illness Activity at Schools

Graph 4 shows the percent of enrolled students in selected public schools who were absent due to flu-like symptoms. To be counted as a student absent with flu-like symptoms, the student must be kept home from school and reported (usually by a parent) to have both a fever and cough or sore throat. The chart shows the trend week by week, for the current school year (red) and previous school years.



*The Maricopa County Department of Public Health wishes to thank all of the  
influenza surveillance participants:*

*Arizona Department of Health Services  
Local Hospital Emergency Departments & Infection Control Practitioners  
Maricopa County Public Schools  
Maricopa County Office of Vital Statistics*

**Questions about this report may be directed to:**  
[epidemiology@mail.maricopa.gov](mailto:epidemiology@mail.maricopa.gov)

**Information on influenza activity for the state, the U.S. and the world may be found  
at the following websites:**

<http://www.azdhs.gov/phs/oids/epi/flu/index.htm> (ADHS)  
<http://www.cdc.gov/flu/weekly/fluactivitysurv.htm> (CDC)  
[http://www.who.int/influenza/gisrs\\_laboratory/updates/en/index.html](http://www.who.int/influenza/gisrs_laboratory/updates/en/index.html) (WHO)