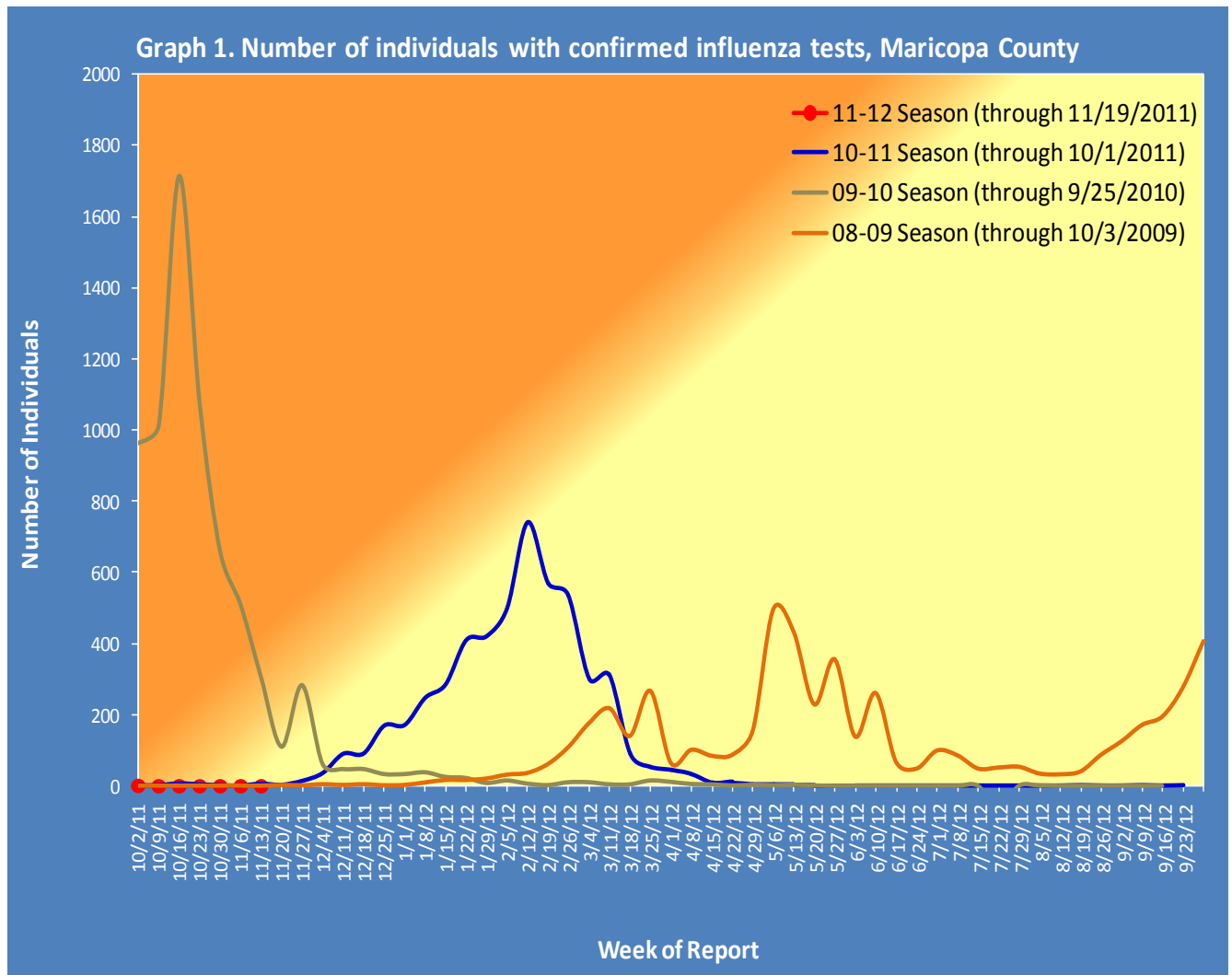


Maricopa County Department of Public Health
INFLUENZA UPDATE
October 2, 2011 through November 19, 2011
Posted December 5, 2011

Individuals with Laboratory Confirmed Influenza

This influenza season (2011-12), there has been 1 individual confirmed with an influenza test. This individual had travelled outside of Arizona. There have been no locally acquired cases to date. The chart below shows tests each week for the current season (red) and previous seasons. The broken line represents weeks for which all test results have not yet been collected.



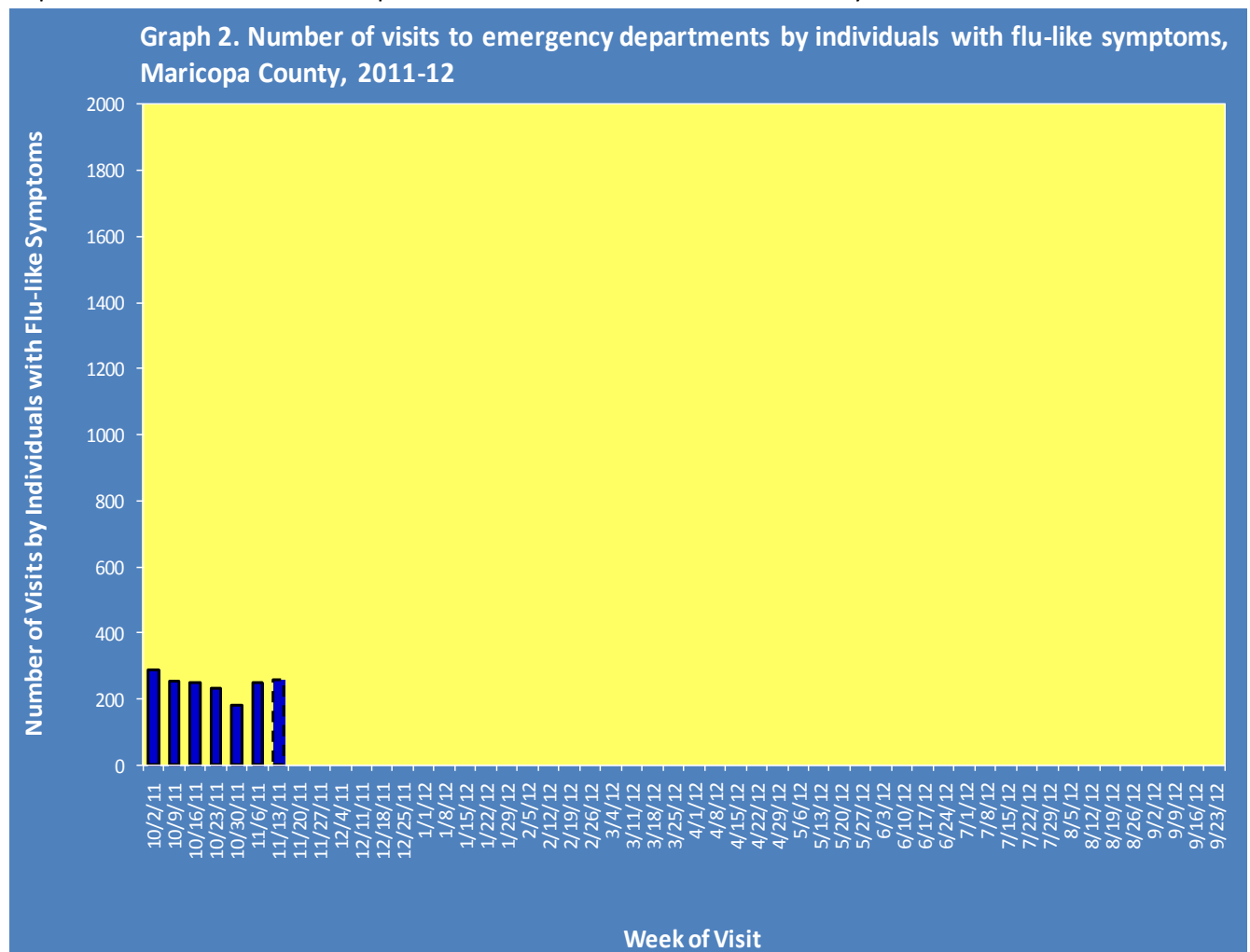
Types of Influenza

This influenza season, one type of influenza has been reported. Table 1 shows the number and percentage of tests reported by influenza type.

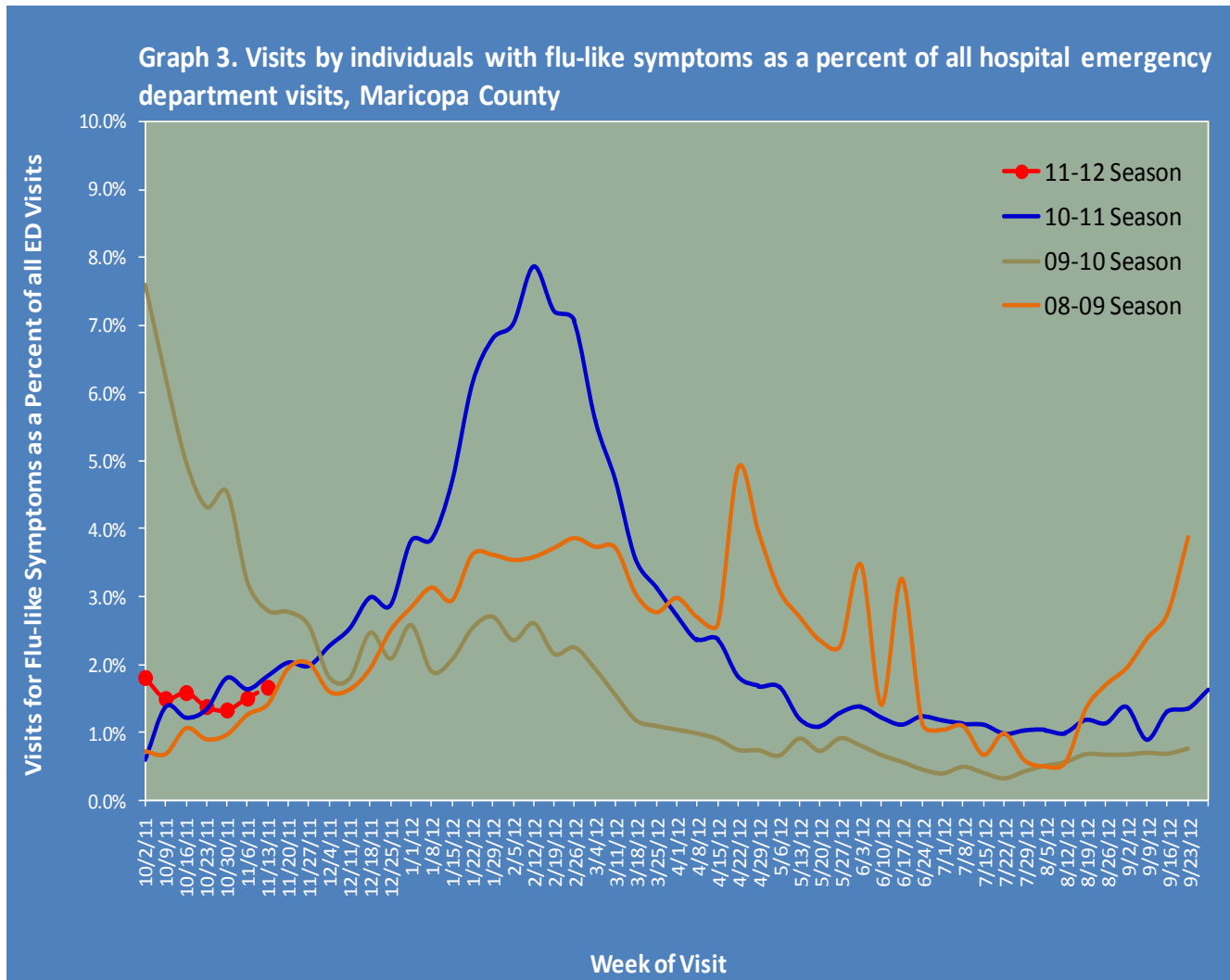
Influenza Type	Number of Tests	Percentage
Swine flu (Influenza A, type H1N1)	0	0%
Seasonal influenza (Influenza A, type H3)	1	100%
Influenza B, all types	0	0%
		100%
No type determined	0	--
Total	1	--

Respiratory Illness Activity at Hospital Emergency Departments

This influenza season, there have been 1,713 visits to emergency departments by individuals with flu-like symptoms. To be counted as an individual with flu-like symptoms, the patient must have both fever and cough or sore throat. Graph 2 shows the number of patients with flu-like symptoms seen at 18 emergency departments. The broken bars represent weeks for which all visits have not yet been collected.

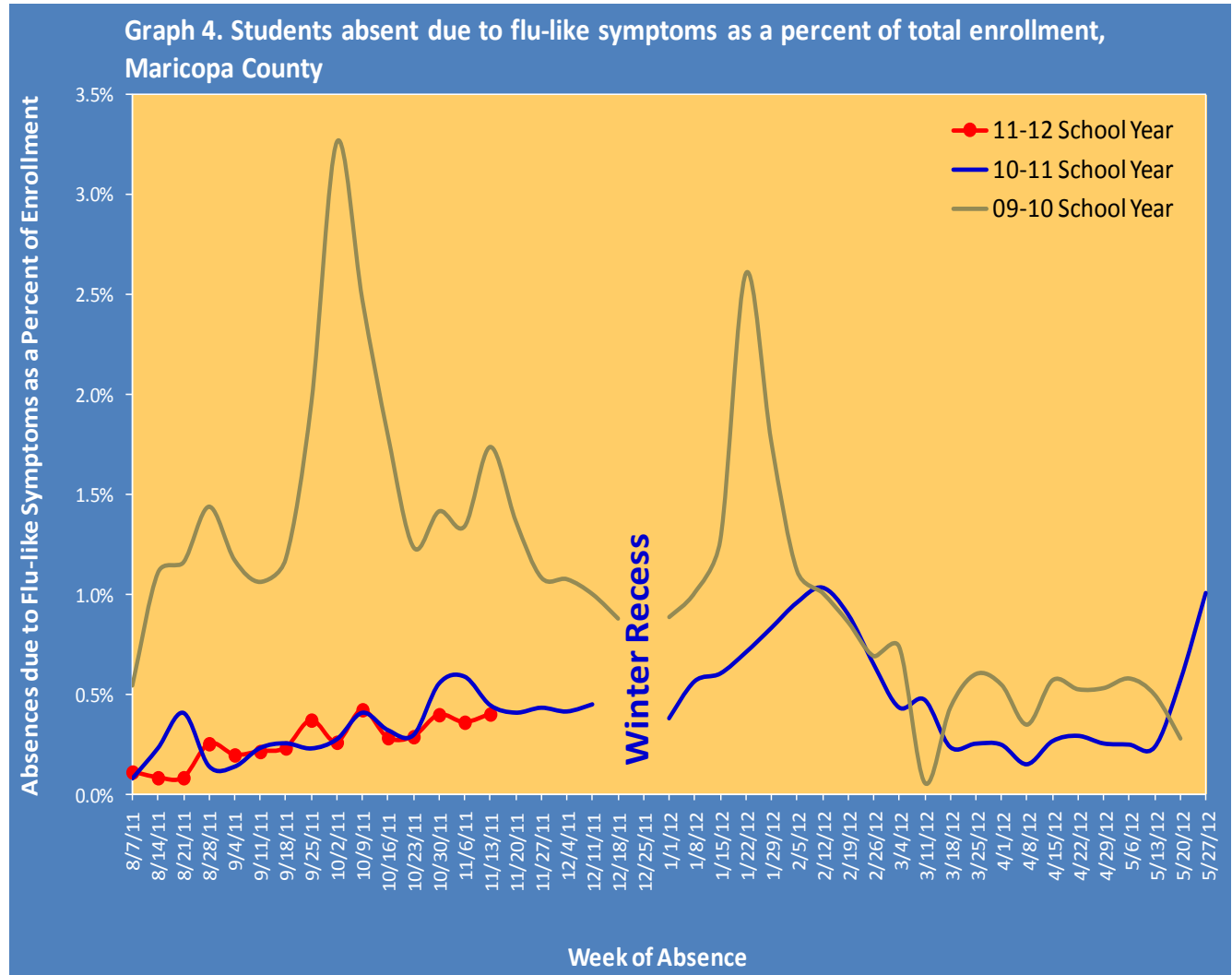


Graph 3 shows what percent of all emergency department visits were individuals with flu-like symptoms (fever and cough/sore throat). The graph shows the trend week by week, with the current season in red. The broken line represents weeks for which all visits have not been collected.



Respiratory Illness Activity at Schools

Graph 4 shows the percent of enrolled students in selected public schools who were absent due to flu-like symptoms. To be counted as a student absent with flu-like symptoms, the student must be kept home from school and reported (usually by a parent) to have both a fever and cough or sore throat. The chart shows the trend week by week, for the current school year (red) and previous school years.



***The Maricopa County Department of Public Health wishes to thank all of the
influenza surveillance participants:***

*Arizona Department of Health Services
Local Hospital Emergency Departments & Infection Control Practitioners
(CDC's Biosense Influenza Module, 12 additional hospitals not a part of the Influenza Module)
Maricopa County Public Schools
Maricopa County Office of Vital Statistics*

***Questions about this report may be directed to:
epidemiology@mail.maricopa.gov***

***Information on influenza activity for the state, the U.S. and the world may be found
at the following websites:***

<http://www.azdhs.gov/phs/oids/epi/flu/index.htm> (ADHS)
<http://www.cdc.gov/flu/weekly/fluactivitysurv.htm> (CDC)
http://www.who.int/influenza/gisrs_laboratory/updates/en/index.html (WHO)